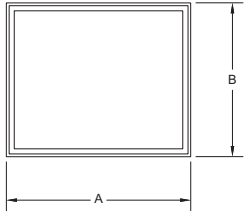


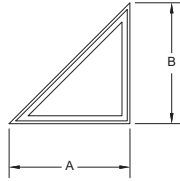
WOOD / CLAD POLYGONS AND SPECIAL SHAPES

HOW TO SPECIFY DIMENSIONS

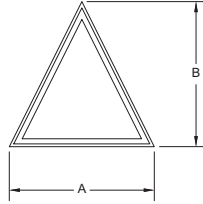
When ordering a trapezoid, triangle, or rectangle window, provide a sketch of the unit as viewed from the exterior, plus include key rough opening dimensions. Example: To order a window of a trapezoid opening, provide the measurements of A, B, and C as indicated. For other shapes, give the dimensions shown.



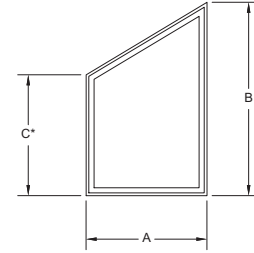
RECTANGLE



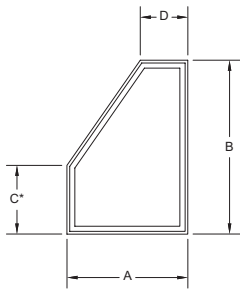
90° TRIANGLE



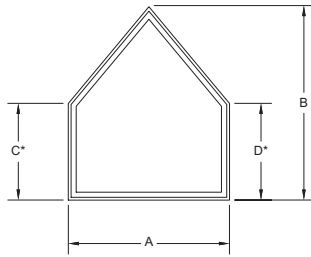
ISOSCELES TRIANGLE



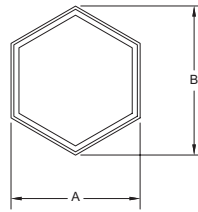
TRAPEZOID



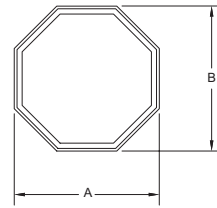
PENTAGON



PENTAGON



HEXAGON



OCTAGON

Details and Elevations not to scale.

- Jamb extensions over 7 ⁹/₁₆" (192) will be edge glued.
- Some shapes shown are also available as in-sash. Check with local Marvin representative for availability.
- Please contact local Marvin representative for assistance if multiple special shape units are aligned with other units. Rough opening dimensions may vary.
- 6" (152) minimum rough opening height.

For further details and drawings visit the 'Tools and Documents' section at Marvin.com.