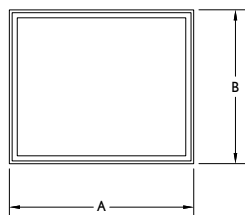


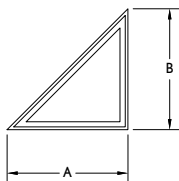
WOOD AND CLAD POLYGONS AND SPECIAL SHAPES

HOW TO SPECIFY DIMENSIONS

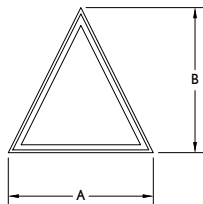
When ordering a trapezoid, triangle, or rectangle window, provide a sketch of the unit as viewed from the exterior, plus include key rough opening dimensions. Example: To order a window of a trapezoid opening, provide the measurements of A, B, and C as indicated. For other shapes, give the dimensions shown.



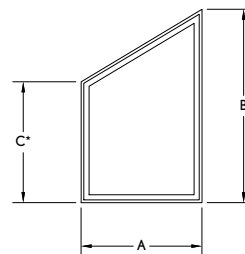
RECTANGLE



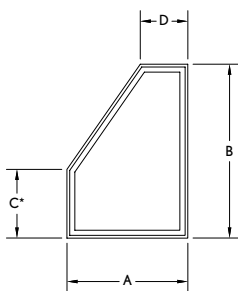
90° TRIANGLE



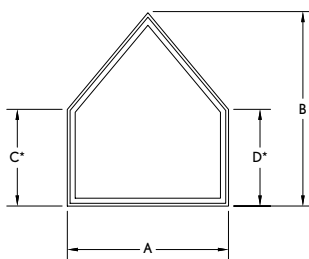
ISOSCELES TRIANGLE



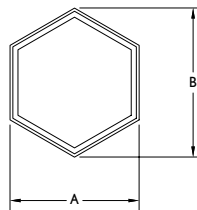
TRAPEZOID



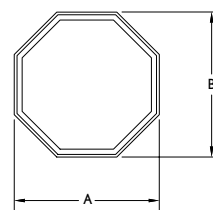
PENTAGON



PENTAGON



HEXAGON



OCTAGON

NOTES:

- Jamb extensions over 7 9/16" (192) will be edge glued.
- Some shapes shown are also available as in-sash. Check with local Marvin® representative for availability.
- Please contact local Marvin representative for assistance if multiple special shape units are aligned with other units. Rough opening dimensions may vary.
- 6" (152) minimum rough opening height.