

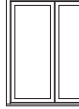
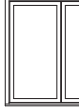



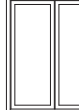
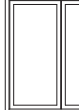



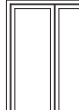
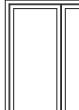


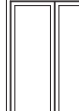



WOOD ULTIMATE FRENCH CASEMENT/PUSH OUT FRENCH CASEMENT

MO (mm)	3 - 0 1/2 (927)	3 - 4 1/2 (1029)	4 - 0 1/2 (1232)	4 - 8 1/2 (1435)	5 - 0 1/2 (1537)
RO (mm)	3 - 1 (940)	3 - 5 (1041)	4 - 1 (1245)	4 - 9 (1448)	5 - 1 (1549)
FS (mm)	3 - 0 (914)	3 - 4 (1016)	4 - 0 (1219)	4 - 8 (1422)	5 - 0 (1524)
DLO (mm)	1 - 0 55/64 (327)	1 - 2 55/64 (378)	1 - 6 55/64 (479)	1 - 10 55/64 (581)	2 - 0 55/64 (632)
4 - 8 5/16 (1430) 4 - 8 9/16 (1437) 4 - 8 1/16 (1424) 4 - 1 21/64 (1253)	 WUPFCA3656 E	 WUFCA4056 E WUPFCA4056 E	 WUFCA4856 E WUPFCA4856 E	 WUFCA5656 E WUPFCA5656 E	 WUFCA6056 E WUPFCA6056 E
5 - 0 5/16 (1532) 5 - 9/16 (1538) 5 - 1/16 (1526) 4 - 5 21/64 (1355)	 WUPFCA3660 E	 WUFCA4060 E WUPFCA4060 E	 WUFCA4860 E WUPFCA4860 E	 WUFCA5660 E WUPFCA5660 E	 WUFCA6060 E WUPFCA6060 E
5 - 4 5/16 (1634) 5 - 4 9/16 (1640) 5 - 4 1/16 (1627) 4 - 9 21/64 (1456)	 WUPFCA3664 E	 WUFCA4064 E WUPFCA4064 E	 WUFCA4864 E WUPFCA4864 E	 WUFCA5664 E WUPFCA5664 E	 WUFCA6064 E WUPFCA6064 E
6 - 0 5/16 (1837) 6 - 9/16 (1843) 6 - 1/16 (1830) 5 - 5 21/64 (1659)	 WUPFCA3672 ET	 WUFCA4072 ET WUPFCA4072 ET	 WUFCA4872 ET WUPFCA48672 ET	 WUFCA5672 ET WUPFCA5672 ET	 WUFCA6072 ET WUPFCA6072 ET

NOTES:

- E These units meet national Egress codes for fire evacuation. Local codes may differ.
- T For safety and/or code requirements, Marvin recommends tempered glass in all units with a frame size height of 72 1/16" or larger and units with a frame size of 25.2 sq. ft. and larger.
- Please consult your local Marvin® representative for more information.

Wood Ultimate French Casement: **WUFCA**
Wood Ultimate Push Out French Casement: **WUPFCA**