



























































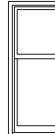

WOOD ULTIMATE DOUBLE HUNG

MO (mm)	2-0 1/2 (622)	2-4 1/2 (724)	2-8 1/2 (826)	2-10 1/2 (876)	3-0 1/2 (927)	3-2 1/2 (978)	3-4 1/2 (1029)	3-8 1/2 (1130)	4-0 1/2 (1232)
RO (mm)	1-10 3/8 (568)	2-2 3/8 (670)	2-6 3/8 (772)	2-8 3/8 (822)	2-10 3/8 (873)	3-0 3/8 (924)	3-2 3/8 (975)	3-6 3/8 (1076)	3-10 3/8 (1178)
FS (mm)	1-9 3/8 (543)	2-1 3/8 (645)	2-5 3/8 (746)	2-7 3/8 (797)	2-9 3/8 (848)	2-11 3/8 (899)	3-1 3/8 (949)	3-5 3/8 (1051)	3-9 3/8 (1153)
DLO (mm)	1-2 15/16 (379)	1-6 15/16 (481)	1-10 15/16 (583)	2-0 15/16 (633)	2-2 15/16 (684)	2-4 15/16 (735)	2-6 15/16 (786)	2-10 15/16 (887)	3-2 15/16 (989)

5-10 9/16 (1792) 5-9 1/2 (1765) 5-9 (1753) 2-4 15/16 (735)									
6-2 9/16 (1894) 6-1 1/2 (1867) 6-1 (1854) 2-6 15/16 (786)									
6-4 9/16 (1996) 6-5 1/2 (1969) 6-5 (1956) 2-8 15/16 (837)									
6-10 9/16 (2097) 6-9 1/2 (2070) 6-9 (2057) 2-10 15/16 (887)									
7-6 9/16 (2300) 7-5 1/2 (2273) 7-5 (2261) 3-2 15/16 (989)									
7-10 9/16 (2402) 7-9 1/2 (2375) 7-9 (2362) 3-4 15/16 (1040)									

COTTAGE STYLE*

MO (mm)	2-0 1/2 (622)	2-4 1/2 (724)	2-8 1/2 (826)	2-10 1/2 (876)	3-0 1/2 (927)	3-2 1/2 (978)	3-4 1/2 (1029)	3-8 1/2 (1130)	4-0 1/2 (1232)
RO (mm)	1-10 3/8 (568)	2-2 3/8 (670)	2-6 3/8 (772)	2-8 3/8 (822)	2-10 3/8 (873)	3-0 3/8 (924)	3-2 3/8 (975)	3-6 3/8 (1076)	3-10 3/8 (1178)
FS (mm)	1-9 3/8 (543)	2-1 3/8 (645)	2-5 3/8 (746)	2-7 3/8 (797)	2-9 3/8 (848)	2-11 3/8 (899)	3-1 3/8 (949)	3-5 3/8 (1051)	3-9 3/8 (1153)
DLO (mm)	1-2 15/16 (379)	1-6 15/16 (481)	1-10 15/16 (583)	2-0 15/16 (633)	2-2 15/16 (684)	2-4 15/16 (735)	2-6 15/16 (786)	2-10 15/16 (887)	3-2 15/16 (989)

5-10 9/16 (1792) 5-9 1/2 (1765) 5-9 (1753) 1-10 15/16 (683) / 2-10 15/16 (887)									
--	---	---	---	---	---	--	---	---	---