

CLAD ULTIMATE MULTI-SLIDE DOOR

Table of Contents

	PAGE
History	2
Part Identification – Clad Ultimate Multi-Slide Door OX-XO	3
Part Identification – Clad Ultimate Multi-Slide Door OXX/XXO	4
Part Identification – Clad Ultimate Multi-Slide Door XOX	5
Part Identification – Clad Ultimate Multi-Slide Door PX-XP	6
Part Identification – Clad Ultimate Multi-Slide Door PXXXX/XXXXP	7
Part Identification – Clad Ultimate Multi-Slide Door 90° Corner Unit	8
Parts	9
Aluminum Parts	17
Vinyl Parts	18
Wood Parts	21
Replacement Sills	23
Panel Replacement – Stacked Door	24
Panel Replacement – Pocket Door	25
Ultimate Scenic Door Sliding Screen Parts	26
Sliding Door Automatic Control Parts	29
Lock Status Sensor Parts	31

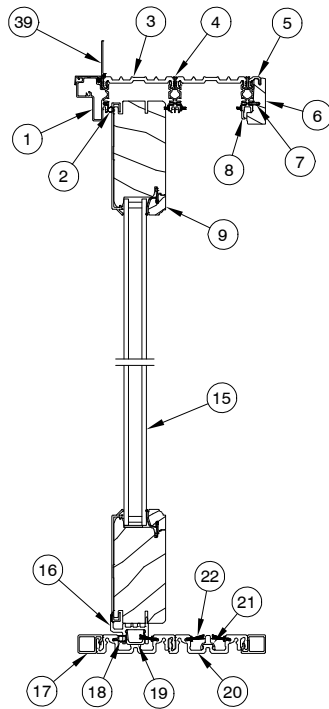
ATTENTION:

- Specification and technical data are subject to change without notice.
- Numbers listed in parentheses () are metric equivalents in millimeters rounded to the nearest whole number.

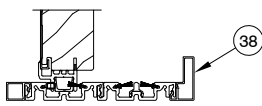
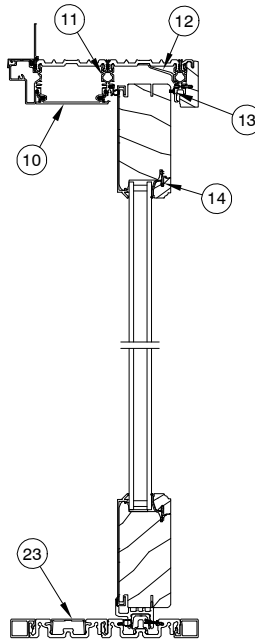
HISTORY

PRODUCED	UNIT TYPE	FEATURES OR CHANGES	STATUS
2015	CMMSD	<p>4-27-2015: Released the Clad Ultimate Multi-Slide Door. Available in Stacked or Pocket configurations with 4 3/4" stiles and rails.</p> <p>8-31-2015: Introduced the Scenic Door Ultimate Sliding Screen.</p> <p>10-26-2015: Adding StormPlus IZ3 and High Performance Sill DP50 rated options.</p>	Present
2016	CMMSD	<p>2-29-2016: Introduced new XOX configuration.</p> <p>4-25-2016: Introduced new Sliding Door Automatic Control Device.</p> <p>8-29-2016: Introduced 9-0 call number heights</p>	Present
2017	CMMSD	<p>8-28-2017: Introduced Matte Black Hardware. Added Black as a color option for the Scenic Door Ultimate Sliding Screen.</p> <p>12-18-2017: Added availability of Lock Status Sensor.</p>	Present
2018	CMMSD	<p>10-29-2018: Introduced 90° corner configurations in panel design and options same as the standard Multi-Slide.</p>	Present
2019	CMMSD	<p>04-29-2019: V1194 replaces V1138 (ECN 23234)</p>	Present

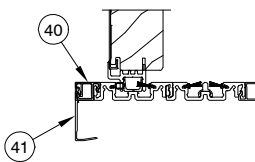
**CLAD ULTIMATE MULTI-SLIDE DOOR
 STACKED - OX-XO L or R**



Head Jamb and Sill

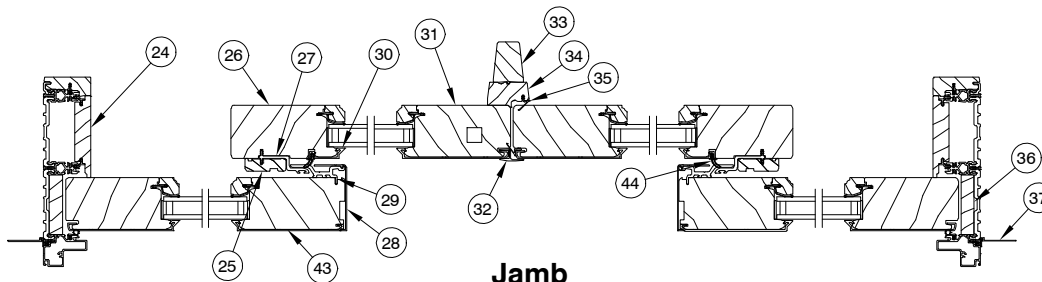


Performance Sill Option

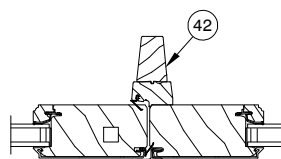


High Performance Sill Option

1. Frame Cladding
2. Frame Weather Strip, V2475
3. Modular Frame
4. Frame Spacer Wedge
5. Jamb Liner Adapter
6. Interior Frame Liner, W12330
7. Connecting Barb, V803
8. Interior Head Jamb Frame Connector
9. Ogee Glazing Cap, W12367
10. Modular Part Stop Cladding, A2730
11. Frame Connector
12. Head Jamb Structural Clip, A2875
13. Frame Pile Weather Strip, V2502
14. Vinyl Glazing Bead, V2447
15. Insulating Glass
16. Panel Shoe, V2492
17. Sill Liner
18. Sill Bulb Weather Strip, V2564
19. Panel Leveling Block, A2810
20. Modular Sill
21. Roller Track, V2426
22. Pile Weather Strip, V2493
23. Sill Track Cover, A2736
24. Exterior Stationary Jamb Part Stop, W12359
25. Interior Interlock Wood Cover
26. Interior Interlocking Stile
27. Interior Interlock, V2423
28. Exterior Interlocking Stile Edge Cover, A2802
29. Exterior Interlock, V2488
30. Interior Interlocking Stile Cladding
31. Stile
32. Exterior Astragal, A2752
33. Mull Casing, W1450
34. Mull Casing Base, W1455
35. Mull Casing Base Weather Strip, V2534
36. Jamb Filler
37. Jamb Nailing Fin, V104
38. Performance Sill Liner
39. Head Jamb Nailing Fin / Drip Cap, V119
40. Sill Liner, HP
41. Sill Liner Nosing
42. Mull Casing, HP W11040
43. Exterior Interlocking Stile
44. Interlocking Stile Weather Strip, V1194



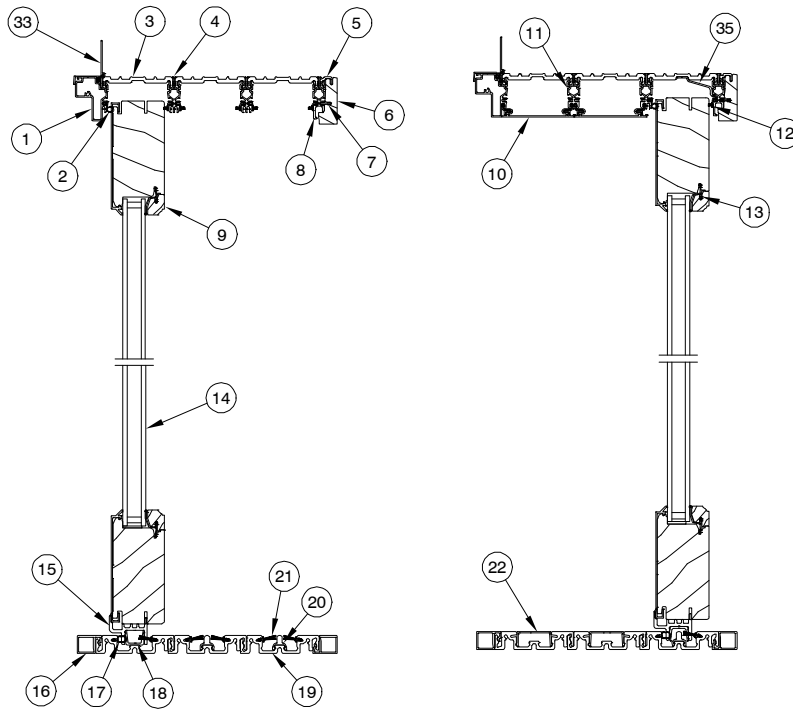
Jamb



**Jamb
 Over 8-0 w/HP Sill**

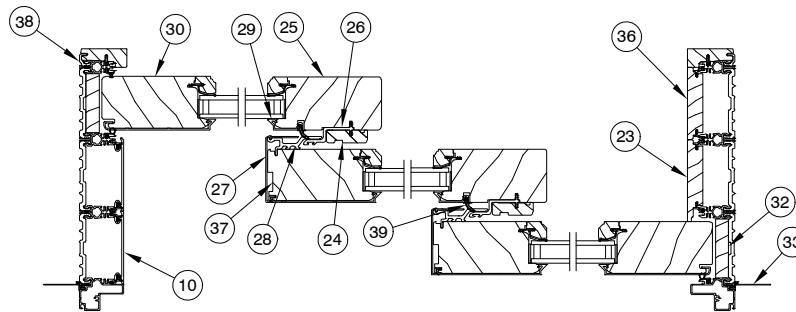
NOTE: Not to scale; specifications subject to change without notice.

**CLAD ULTIMATE MULTI-SLIDE DOOR
 STACKED - XXO/OXX**



Head Jamb and Sill

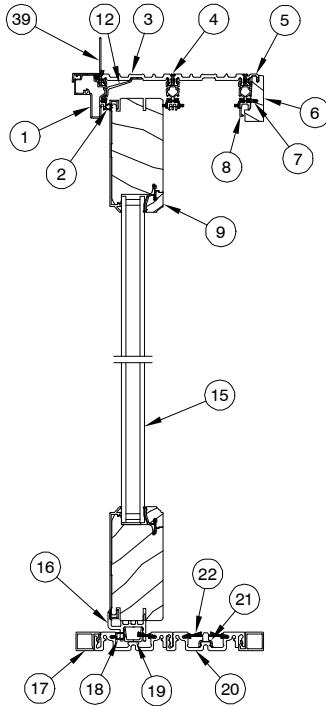
1. Frame Cladding
2. Frame Weather Strip, V2475
3. Modular Frame
4. Frame Spacer Wedge
5. Jamb Liner Adapter
6. Interior Frame Liner, W12330
7. Connecting Barb, V803
8. Interior Head Jamb Frame Connector
9. Ogee Glazing Cap, W12367
10. Modular Part Stop Cladding, A2730
11. Frame Connector
12. Frame Pile Weather Strip, V2502
13. Vinyl Glazing Bead, V2447
14. Insulating Glass
15. Panel Shoe, V2492
16. Sill Liner
17. Sill Bulb Weather Strip, V2564
18. Panel Leveling Block, A2810
19. Modular Sill
20. Roller Track, V2426
21. Pile Weather Strip, V2493
22. Sill Track Cover
23. Exterior Stationary Jamb Part Stop, W12359
24. Interior Interlock Wood Cover
25. Interior Interlocking Stile
26. Interior Interlock, V2423
27. Exterior Interlocking Stile Edge Cover
28. Exterior Interlock, V2488
29. Interior Interlocking Stile Cladding
30. Stile
31. Exterior Astragal, A2752
32. Jamb Filler
33. Jamb Nailing Fin, V104
34. Head Jamb Nailing Fin / Drip Cap, V119
35. Head Jamb Structural Clip, A2875
36. Stationary Jamb Part Stop, W12340
37. Exterior Interlocking Stile
38. Jamb Liner Adapter
39. Interlocking Stile Weather Strip, V1194



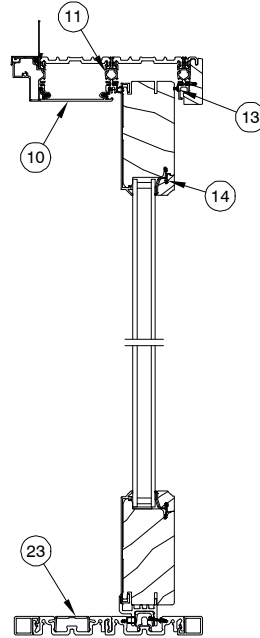
Jamb

NOTE: Not to scale; specifications subject to change without notice.

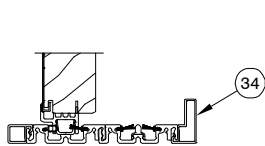
**CLAD ULTIMATE MULTI-SLIDE DOOR
 STACKED - XOX**



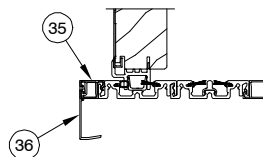
Head Jamb and Sill



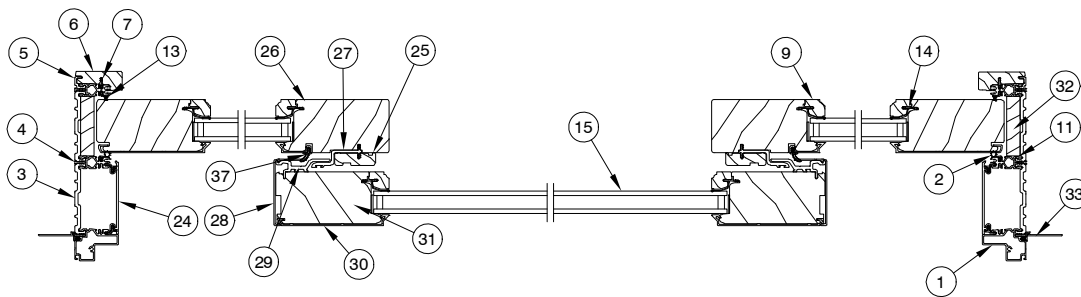
1. Frame Cladding
2. Frame Weather Strip, V2475
3. Modular Frame
4. Frame Spacer Wedge
5. Jamb Liner Adapter
6. Interior Frame Liner, W12330
7. Connecting Barb, V803
8. Interior Head Jamb Frame Connector
9. Ogee Glazing Cap, W12367
10. Modular Part Stop Cladding, A2730
11. Frame Connector
12. Head Jamb Structural Clip
13. Frame Pile Weather Strip, V2502
14. Vinyl Glazing Bead, V2447
15. Insulating Glass
16. Panel Shoe, V2810
17. Sill Liner
18. Sill Bulb Weather Strip, V2564
19. Panel Leveling Block, A2810
20. Modular Sill
21. Roller Track, V2426
22. Pile Weather Strip, V2493
23. Sill Track Cover, A2736
24. Modular Part Stop Cladding
25. Interior Interlock Wood Cover
26. Interior Interlocking Stile
27. Interior Interlock, V2423
28. Exterior Interlocking Stile Edge Cover, A2802
29. Exterior Interlock, V2488
30. Exterior Interlocking Stile Cladding
31. Stile
32. Jamb Filler
33. Head Jamb Nailing Fin / Drip Cap, V119
34. Performance Sill Liner
35. HP Sill Splice
36. Sill Liner Nosing, HP
37. Interlocking Stile Weather Strip, V1194



Performance Sill Option



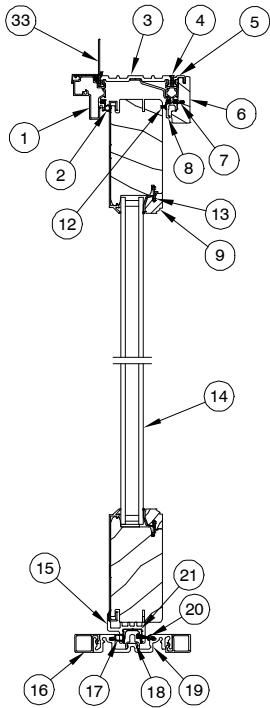
High Performance Sill Option



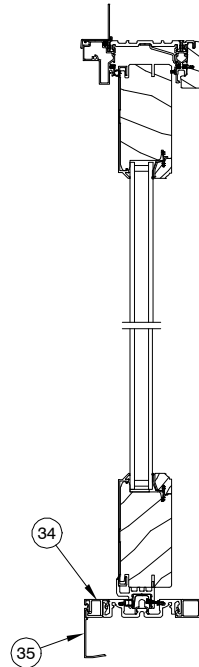
Jamb

NOTE: Not to scale; specifications subject to change without notice.

**CLAD ULTIMATE MULTI-SLIDE DOOR
 POCKET - PX-XP L or R**

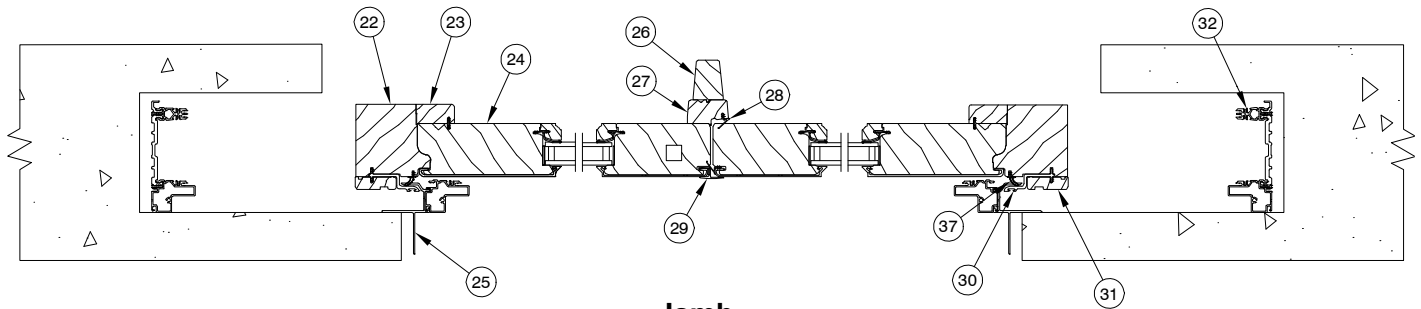


Head Jamb and Sill

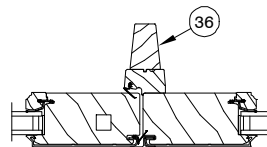


Head Jamb and HP Sill

1. Frame Cladding
2. Frame Weather Strip, V2475
3. Modular Frame
4. Frame Spacer Wedge
5. Jamb Liner Adapter
6. Interior Frame Liner, W12330
7. Connecting Barb, V803
8. Interior Head Jamb Frame Connector
9. Ogee Glazing Cap, W12367
10. Modular Part Stop Cladding, W2730
11. Frame Connector
12. Frame Pile Weather Strip, V2502
13. Vinyl Glazing Bead, V2447
14. Insulating Glass
15. Panel Shoe, V2492
16. Sill Liner
17. Sill Bulb Weather Strip, V2564
18. Roller Track, V2426
19. Modular Sill
20. Pile Weather Strip, V2493
21. Leveling Block, A2810
22. Pocket Interlock Support Block, W12387
23. Pocket Stile Cover, W12398
24. Pocket Stile
25. Pocket Interlock
26. Mull Casing, W1450
27. Mull Casing Base, W1455
28. Mull Casing Base Weather Strip, V2534
29. Exterior Astragal, A2752
30. Interior Interlock, V2488
31. Interior Interlock Wood Cover
32. Frame Connector
33. Head Jamb Nailing Fin / Drip Cap, V119
34. Sill Liner, HP
35. Sill Liner Nosing, HP
36. Mull Casing, HP W11040
37. Interlocking Stile Weather Strip, V1194



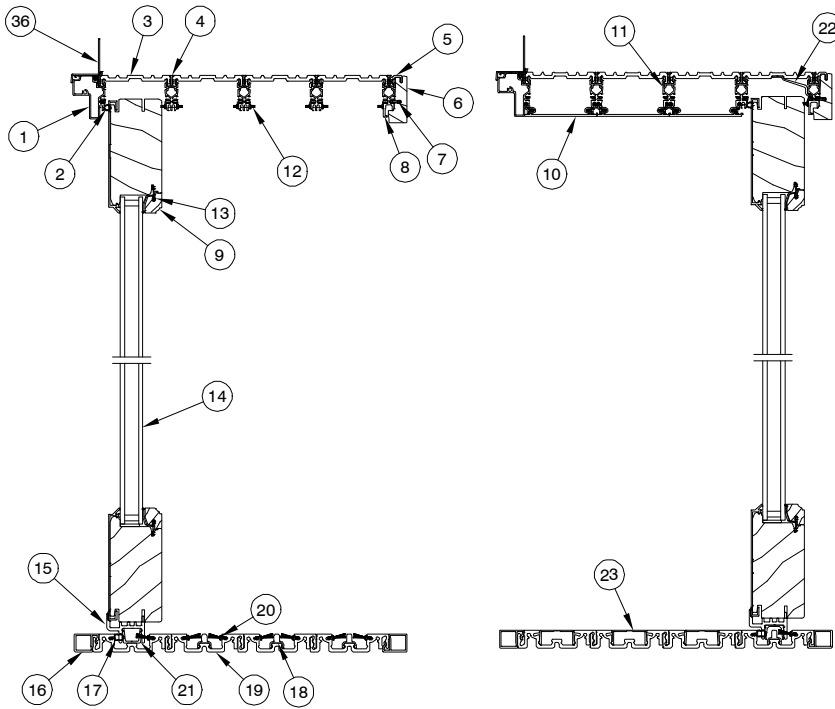
Jamb



**Jamb
 Over 8-0 w/HP Sill**

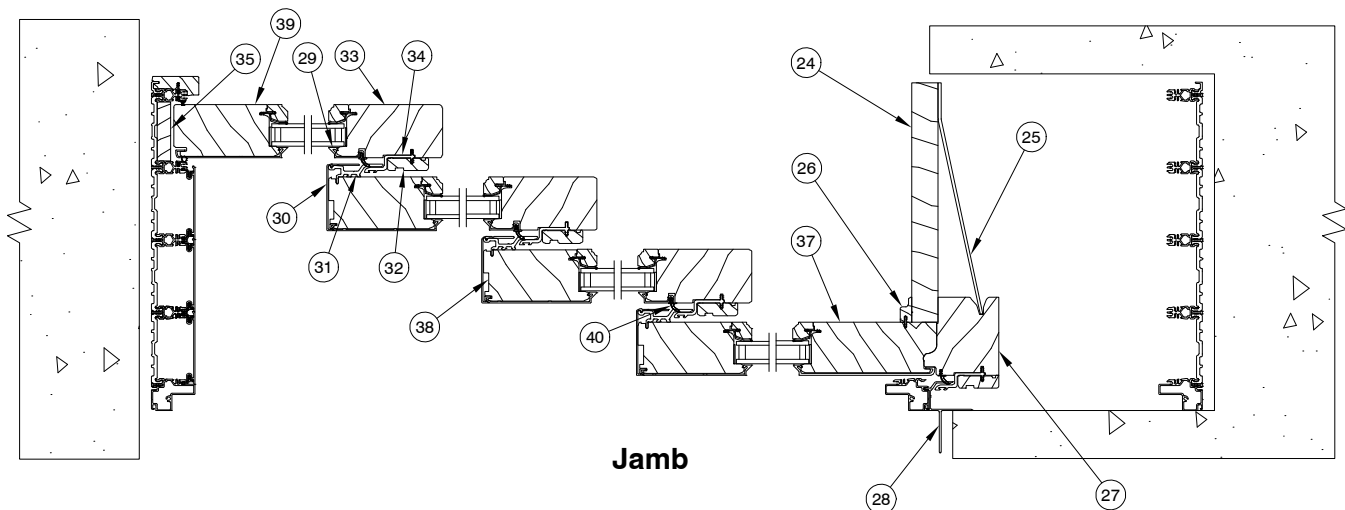
NOTE: Not to scale; specifications subject to change without notice.

**CLAD ULTIMATE MULTI-SLIDE DOOR
 POCKET – PXXXX/XXXXP**



Head Jamb and Sill

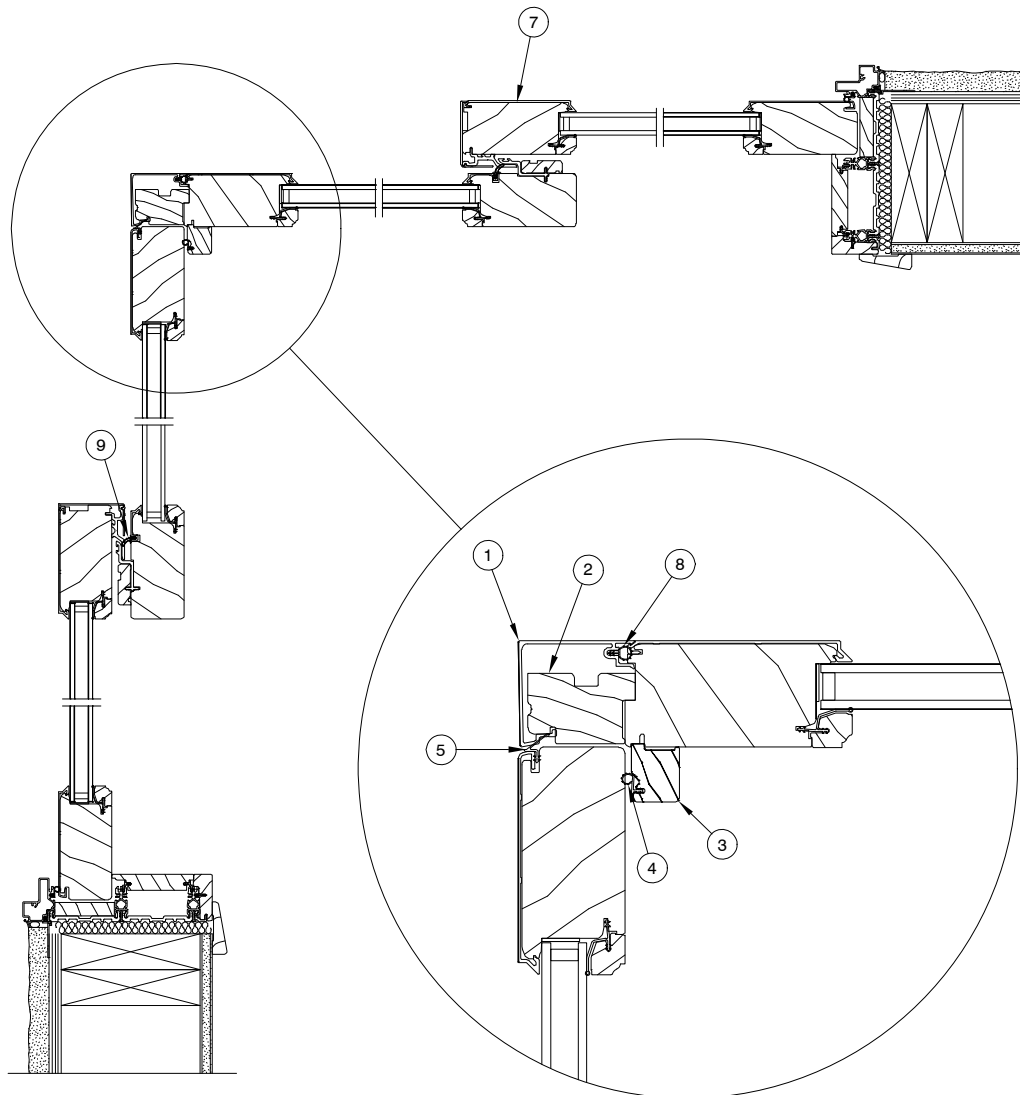
1. Frame Cladding
2. Frame Weather Strip, V2475
3. Modular Frame
4. Frame Spacer Wedge
5. Jamb Liner Adapter
6. Interior Frame Liner, W12330
7. Connecting Barb, V803
8. Interior Head Jamb Frame Connector
9. Ogee Glazing Cap, W12367
10. Modular Part Stop Cladding, A2730
11. Frame Connector
12. Frame Pile Weather Strip, V2502
13. Vinyl Glazing Bead, V2447
14. Insulating Glass
15. Panel Shoe, V2492
16. Sill Liner
17. Sill Bulb Weather Strip, V2564
18. Roller Track, V2426
19. Modular Sill
20. Pile Weather Strip, V2493
21. Leveling Block, A2810
22. Head Jamb Structural Clip, A2875
23. Sill Track Cover, A2736
24. Pocket Cover, W12401
25. Pocket Cover Support Bracket
26. Pocket Stile Trim, W12375
27. Pocket Panel Support Block, W12387
28. Pocket Interlock
29. Interior Interlocking Stile Cladding
30. Exterior Interlocking Stile Edge Cover
31. Exterior Interlock, V2488
32. Interior Interlock Wood Cover
33. Interior Interlocking Stile
34. Interior Interlock, V2423
35. Jamb Filler
36. Head Jamb Nailing Fin / Drip Cap, V119
37. Pocket Stile
38. Exterior Interlocking Stile
39. Primary Panel Stile
40. Interlocking Stile Weather Strip, V1194



Jamb

NOTE: Not to scale; specifications subject to change without notice.

**CLAD ULTIMATE MULTI-SLIDE DOOR
90° CORNER (Stacked Unit shown)**



Jamb

1. Corner Cap, A3268
2. Corner Stile, W13056
3. Corner Cover, W13059
4. Jamb Bulb Weather Strip, V2475
5. Mull Weather Strip, V2534
6. Right Leg
7. Left Leg
8. Corner Cap Weather Strip, V147
9. Interlocking Stile Weather Strip, V1194

NOTE: Not to scale; specifications subject to change without notice.

When ordering replacement Clad Ultimate Multi-Slide Door parts specify:

1. Type of unit;
2. Part number;
3. Description.

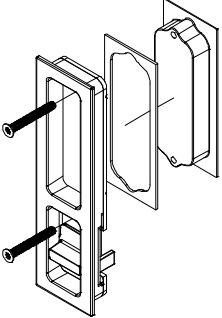
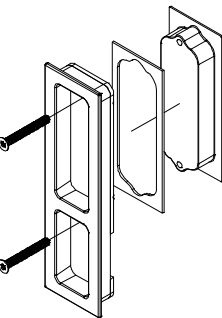
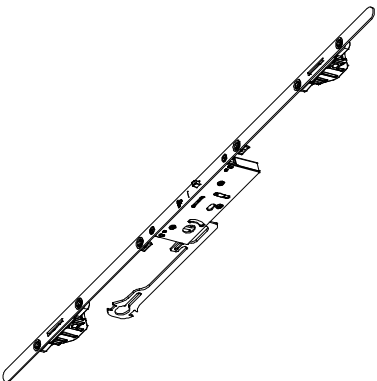
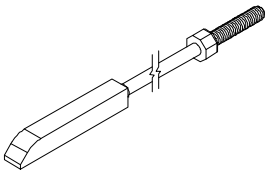
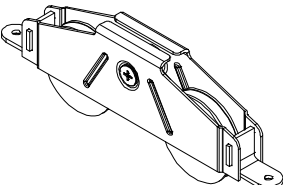
ILLUSTRATION NOT TO SCALE	DESCRIPTION	OPER./COLOR	PART NO.						
	<p>Handle Set, Active Assembly Includes: 1 - Active interior pull 1 - Exterior pull 1 - Exterior handle gasket 2 - M5 x .8 x 40MM, Pozidrive flat head screws</p>	<p>Bronze PVD Satin Nickel PVD Matte Black</p>	<p>11102161 11102162 11102215</p>						
	<p>Handle Set, Inactive Assembly Includes: 1 - Inactive interior pull 1 - Exterior pull 1 - Exterior handle gasket 2 - M5 x .8 x 40MM, Pozidrive flat head screws</p>	<p>Bronze PVD Satin Nickel PVD Matte Black</p>	<p>11102158 11102159 11102216</p>						
	<p>Multi-Point Lock Kit Includes: 1 - Multi-point lock 6 - #7-19 x 1 1/2" AB full thread screws</p>	<p>Stainless Steel</p>	<p>11100325</p>						
	<p>Locking Rod/Shoot Bolt Assembly Includes: 1 - Locking rod with end bolt *All other lengths must be specified</p> <table border="1" data-bbox="667 1661 992 1776"> <thead> <tr> <th>Height</th> <th>Top Locking Rod Length</th> </tr> </thead> <tbody> <tr> <td>CN 7-0 ht</td> <td>11"</td> </tr> <tr> <td>CN 8-0 ht</td> <td>20 1/2"</td> </tr> </tbody> </table>	Height	Top Locking Rod Length	CN 7-0 ht	11"	CN 8-0 ht	20 1/2"	<p>Stainless Steel Stainless Steel</p>	<p>05700180 11102167</p>
Height	Top Locking Rod Length								
CN 7-0 ht	11"								
CN 8-0 ht	20 1/2"								
	<p>Adjustable Roller Kit Includes: 1 - Roller 2 - #8-15 x 1 1/2" A/TF 2/3 thread screws</p>	<p>Stainless Steel</p>	<p>11100319</p>						

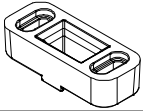
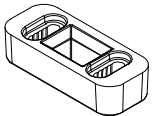
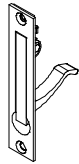
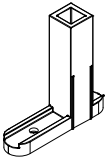

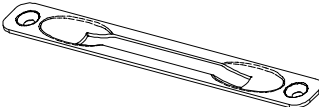
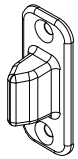
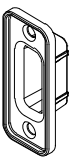
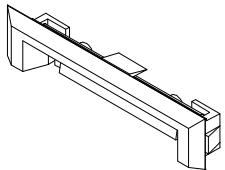
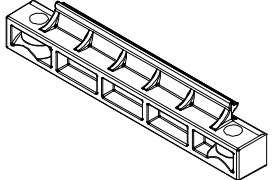
ILLUSTRATION NOT TO SCALE	DESCRIPTION	OPER./COLOR	PART NO.
	Flush Bolt Strike Kit Includes: 1 - Flush bolt strike block 2 - #8-18 x 3" Type AB full thread screws	Black	11100323
	Shoot Bolt Strike Kit - 90° Corner Includes: 1 - Shoot bolt strike block 2 - #8-18 x 3" Type AB full thread screws	Black	11800264
	Edge Pull Kit - Pocketing Units Includes: 1 - Edge pull 2 - #8-18 x 1" Type AB Full Thread Screws	Satin Chrome	11100314
	Shoot Bolt Guide Active Panels - w/Multi-Point Inactive Panels - All Includes: 1 - Flush bolt guide 1 - #8x1 1/2" Phillips PH SS screw		10815199
	Head Flush Bolt - Inactive Panel	Black	11101780
	Cover Plate for Flush Bolt Includes: 1 - Cover plate 2 - #8 x 1" SS screw	Brushed Chrome	11101786
	Pkg, Panel Alignment Bolt Includes: 1 - Panel alignment bolt 2 - #8-15 x 1 1/2" Type A, TF, 2/3 thread flat head SS screw	Black Beige	11102222 11102223
	Panel Alignment Receiver Includes: 1 - Panel alignment receiver 2 - #8-18 x 1" Type AB, flat head screws	Black Beige	11102224 11102225
	Weep Hole Cover	Black Beige	10501004 10501005
	Sill Splice Key Includes: 1 - Sill splice key 2 - #8 x 5/8" SS Screws	Black	11102181

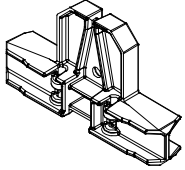
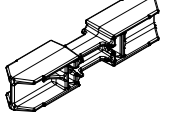
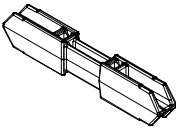
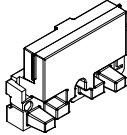
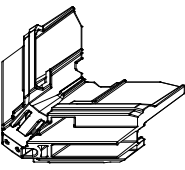
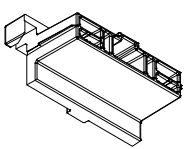
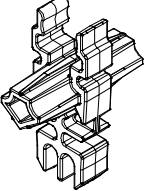
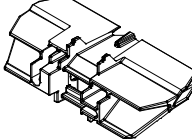
ILLUSTRATION NOT TO SCALE	DESCRIPTION	OPER./COLOR	PART NO.
	Performance Sill Liner Splice Key <i>Includes:</i> 1 - Performance sill liner splice key 2 - #8 x 5/8" SS Screws	Black	11102182
	Flush Sill Liner Splice Key <i>Includes:</i> 1 - Flush sill liner splice key 2 - #8 x 5/8" SS screws	Black	11102183
	High Performance Sill Liner Splice Key <i>Includes:</i> 1 - HP sill liner splice key 2 - #8 x 5/8" SS Screws	Black	11102184
	Sill Corner Key <i>Includes:</i> 1 - Sill corner key 2 - #8 x 5/8" SS screws 2 - #8-1 3/4" x 5/8" SS screws	RH - Black LH - Black	11102186 11102185
	Frame Cladding Corner Key <i>Includes:</i> 1 - Frame cladding corner key 1 - #8 x 1 1/2" SS screw	Black	11102187
	Head Jamb Corner Key <i>Includes:</i> 1 - Head jamb corner key 2 - #8 x 5/8" SS screws 2 - #8 x 1 1/4" SS screws	Black	11869872
	Frame Connector Frame Splice Key	Black	11869880
	Frame Cladding Splice Key <i>Includes:</i> 1 - Frame cladding splice key 2 - #7 x 5/8" SS screws	Black	11102189

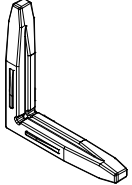
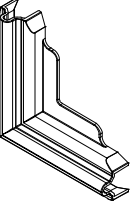
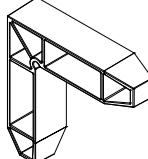
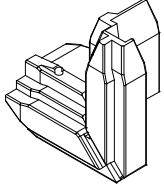
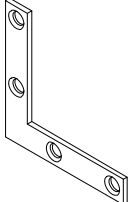

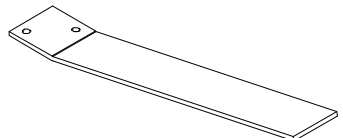
ILLUSTRATION NOT TO SCALE	DESCRIPTION	OPER./COLOR	PART NO.
	Frame Connector Key – 90° Corner	Black	11869905
	Sill Corner Key Cover – 90° Corner	Black Beige	11869907 11869908
	Sill Liner Corner Key – 90° Corner	Black	11869906
	Pkg, Head Corner Key – 90° Corner <i>Includes:</i> 1 – Header corner key 2 – #8 x 3/8" Phillips Plastite thread forming screws	Black	11800261
	Pkg, Sill Corner Key – 90° Corner <i>Includes:</i> 1 – Splice key, frame cladding 4 – #8 x 3/8" Phillips Plastite thread forming screws	Stainless Steel	11800262
	Pkg, Panel Bumper Retainer <i>Includes:</i> 1 – Retainer, Panel Bumper (11860081) 1 – .625 Rubber Bumper (02101075) 3– #8–15 x 2 1/2" A/TF 2/3 Thread Screws (11808222)	Bronze	11100320
	Pkg, Pocket Cover Support Bracket <i>Includes:</i> 1 – Pocket Cover Support Bracket (11102163) 2– #8–18 x 1" Truss Head screws (11800900)	Aluminum	11100322

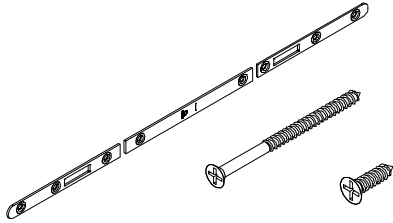
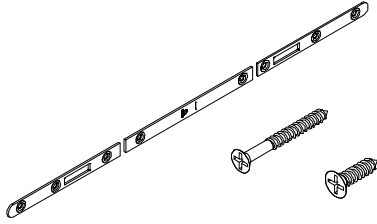
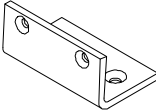
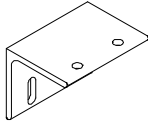
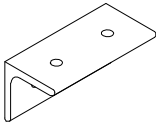
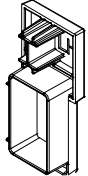
ILLUSTRATION NOT TO SCALE	DESCRIPTION	OPER./COLOR	PART NO.
	Pkg, Jamb Strike <i>Includes:</i> 1 - Strike (11102165) 4- #8-15 x 2 1/2" A/TF 2/3 Thread screws (11808221) 4- #8-18 x 5/8" AB-17 Full Tread screws (11806154)	Stainless Steel	11100316
	Pkg, Panel Strike Kit <i>Includes:</i> 1 - Strike (11102165) 4- #8-15 x 1 1/2" A/TF 2/3 Thread screws (11881129) 4- #8-18 x 5/8" AB-17 Full Tread screws (11806154)	Stainless Steel	11100317
	Pkg, Stationary Panel Bracket, Uni-Directional and Bi-Parting <i>Includes:</i> 1 - Stationary Bracket 2 - #8-15 x 2 1/2" A/TF 2/3 Thread Screws (11808222) 1- #8 x 7/8" Screw (11806100) 2- #6 x 1 1/2" Screws (11806112)	Aluminum	11102190
	XOX Head Jamb Stationary Bracket	Aluminum	11102178
	Pkg, Unequal Header Bracket - 90° Corner <i>Includes:</i> 1 - Unequal header bracket 2 - #8 x 3/8" Phillips Plastite thread forming screws 2 - #7-19 x 1/2" Type AB Tek-2 full thread SS FH screws		11800263
	Nosing End Cap, HP	RH - Beige LH - Beige RH - Bronze LH - Bronze	11102170 11102171 11102172 11102173


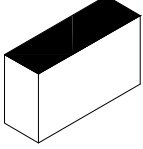
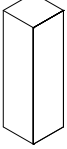

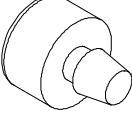

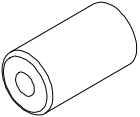

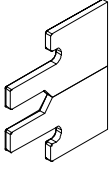
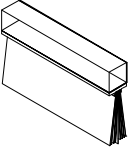
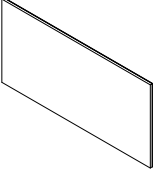
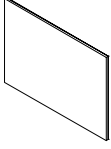
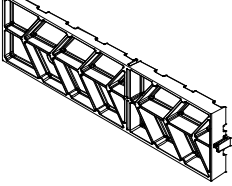
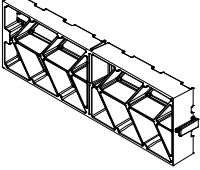
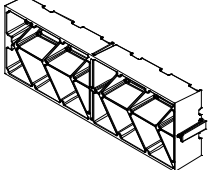
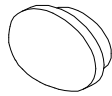
ILLUSTRATION NOT TO SCALE	DESCRIPTION	OPER./COLOR	PART NO.
	Sill Drain Filter	Black	10500240
	Header Part Stop Foam Seal	Black	10500436
	Sill Seal – 90° Corner	Black	10500085
	Stationary Bumper Kit <i>Includes:</i> 1 – .75 Rubber Bumper (02101078) 1 – #6–16 x 1 1/2" AB Full Thread Screw (02056138)	Black	11100321
	Rubber Bumper, 5/8"	Black	02101075
	Thumb Tack Bumper	Black	02101077
	Pocket Recess Bumper Kit <i>Includes:</i> 1 – Bumper, Pocket Jamb (02101007) 1 – #8–18 x 3" AB Full Thread Screw (11806167)	Black	11100324
	Dust Block (Part Stop) Adhesive backed – 1 3/8" x 3/8" x 1/2"	Black Beige	15600009 15600011

ILLUSTRATION NOT TO SCALE	DESCRIPTION	OPER./COLOR	PART NO.
	Pocket Interlock Gasket	Black	02101079
	Panel Sweep	Black Beige	11100327 11100326
	Interior Flat Shim Adhesive backed – Pkg of 20		11102180
	Exterior Flat Shim Adhesive backed – Pkg of 20		11102179
	Interior Counter Shim	Black	11102175
	Middle Counter Shim	Black	11102174
	Exterior Counter Shim	Black	11102176



Plug, Roller Adjustment Hole

Finish	Wood Species		
	Birch	Cherry	Mahogany
Bare	02074891	02074892	02074893
Prime	11100954	-	-
White (PIF)	11100937	-	-
Designer Black (PIF)	11100953	-	-
Clear	11100930	11100938	11100945
Wheat	11100931	11100939	11100946
Honey	11100932	11100940	11100947
Hazelnut	11100933	11100941	11100948
Leather	11100934	11100942	11100949
Espresso	11100935	11100943	11100950
Cabernet	11100936	11100944	11100951


NOTE: Birch is default, with the option of Cherry or Mahogany.

ORDERING REPLACEMENT ALUMINUM PARTS FOR THE ULTIMATE MULTI-SLIDE

When ordering replacement parts specify:

1. Profile number
2. Total rough opening
3. Length
4. Handing
5. Color (where applicable)
6. Original order number (field calcs information)

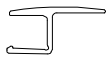
	Profile
Head Jamb Parting Stop	A2730
Sill Track Cover	A2736
Exterior Astragal	A2752
Interlock Stile Edge Cover, Exterior	A2802
Head Jamb Structural Clip	A2875
Stationary Sill Bracket, XOX	A2810
Stationary Panel Leveling Block	
Shoe Reinforcement Leveling Block	
Sill Liner Nosing, HP	A2863
Corner Cap	A3268



A2730
Head Jamb Part Stop



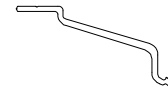
A2736
Sill Track Cover



A2752
Exterior Astragal



A2802
Exterior Interlocking Stile
Edge Cover



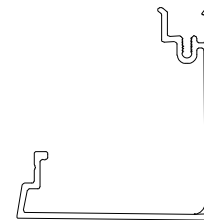
A2875
Head Jamb
Structural Clip



A2810
Stationary Sill Bracket – XOX,
Shoe Reinforcement Leveling Block,
and Stationary Panel Leveling Block



A2863
Sill Liner Nosing – HP



A3268
Corner Cap

ORDERING REPLACEMENT VINYL PARTS FOR THE ULTIMATE MULTI-SLIDE

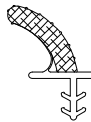
When ordering replacement parts specify:

1. Profile number
2. Total rough opening
3. Length
4. Handing
5. Color (where applicable)
6. Original order number (field calcs information)

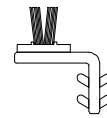
	Profile
1/2" Pile Weatherstrip	V2493
Interlocking Stile Weatherstrip	V1194
Frame Pile Weatherstrip	V2502
Connecting Barb	V803



V2493, 1/2" Pile Weather Strip, specify Black or Beige



V1194, Interlocking Stile Weather Strip



V2502, Frame Pile Weather Strip



V803, Connecting Barb

When ordering replacement vinyl parts specify:

1. Quantity;
2. Length;
3. Part number;
4. Description.

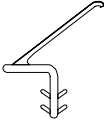
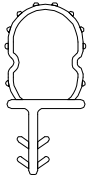


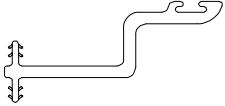

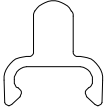
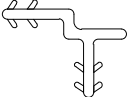
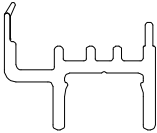

ILLUSTRATION NOT TO SCALE	DESCRIPTION	COLOR	PART NO.
	V2534, Mull Weather Strip	<u>140 3/4"</u> Black Beige	11210513 11210512
	V2564, Sill Bulb Weather Strip	<u>144"</u> Black Beige	11211299 11211298
	V2475, Jamb Bulb Weather Strip	<u>144"</u> Black Beige	11209699 11209698
	V147, Corner Cap, Frame Weather Strip	<u>150"</u> Black	17002299
	V2423, Interior Interlock	<u>141"</u> Black	15371212
	V2488, Exterior Interlock	<u>142"</u> Black	11209812
	V2426, Roller Track	<u>150"</u> Black Beige	15984899 15984898
	V087, Connecting Barb	<u>150"</u> Beige	16000600

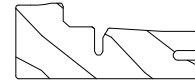
ILLUSTRATION NOT TO SCALE	DESCRIPTION	PART NO.	PART NO.
 <p>V2492, Shoe</p>	Primary/Inactive Panel CN 3-0 – 35 1/16" (891) CN 4-0 – 47 1/16" (1195) CN 5-0 – 59 1/16" (1500)	Beige 11210130 11210140 11210150	Black 11210131 11210141 11210151
	Stationary/Secondary Panel CN 3-0 – 34 7/8" (886) CN 4-0 – 34 7/8" (1191) CN 5-0 – 34 7/8" (1495)	Beige 11210230 11210240 11210250	Black 11210231 11210241 11210251
	Pocket Panel CN 3-0 – 38 11/16" (983) CN 4-0 – 50 11/16" (1288) CN 5-0 – 62 11/16" (1592)	Beige 11210330 11210340 11210350	Black 11210331 11210341 11210351
	Primary/Inactive Pocket Panel CN 3-0 – 38 7/8" (987) CN 4-0 – 50 7/8" (1292) CN 5-0 – 62 7/8" (1597)	Beige 11210430 11210440 11210450	Black 11210431 11210441 11210451
	Panel, Lineal Specify Length, panel type, and handing Lineal – 94" (2388)	Beige 11210494	Black 11210495
	V2447, Glazing Bead Specify Length for specials Horizontal CN 3-0 – 26 13/16" (681) Horizontal CN 4-0 – 38 13/16" (986) Horizontal CN 5-0 – 50 13/16" (1291) Vertical CN 7-0 – 73 1/2" (1867) Vertical CN 8-0 – 83" (2108) Vertical CN 9-0 – 95" (2413) Lineal CN 10-0 – 107" (2718) Lineal CN 12-0 – 131" (3327)	Beige 15371330 15371340 15371350 15371370 15371380 15371390 15371310 15371312	

TO ORDER REPLACEMENT WOOD PARTS FOR THE ULTIMATE MULTI-SLIDE

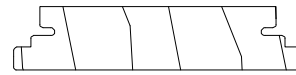
When ordering wood replacement parts specify:

1. Original order number (field calcs information)
2. Profile number
3. Total rough opening
4. Sill type
5. Handing
6. Species
7. Finish (where applicable)

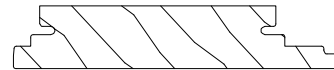
	Profile
Interior Jamb Liner	W12330
Stationary Jamb Part Stop	W12340
Stationary Jamb Part Stop, Exterior	W12359
Square Horizontal and Vertical Glazing Cap	W12368
Ogee Horizontal Glazing Cap	W12367
Square Horizontal and Vertical Glazing Cap	W12368
Ogee Horizontal and Vertical Glazing Cap	W12367
Interior Interlock Cover	W12337
Jamb Filler	W12416
Mull Casing Base*	W1455
Mull Casing	W11040
Mull Casing Cover	W1450
Stile Extension – 90° Corner	W13056
Cover – 90° Corner	W13059



W12330
Interior Jamb Liner



W12340
Stat. Jamb Part Stop



W12359
Ext. Stat. Jamb Part Stop*

* When ordering, designate Left or Right hand.



W12368
Square Glazing Cap



W12367
Ogee Glazing Cap



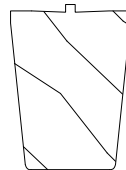
W12337
Interior Interlock Cover



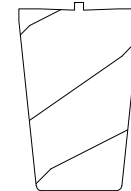
W12416
Jamb Filler



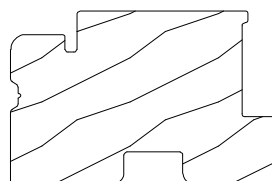
W1455
Mull Casing Base*



W11040,
Mull Casing



W1450,
Mull Casing Cover



W13056
Stile Extension
90° Corner



W13059
90° Corner Cover

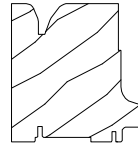
TO ORDER REPLACEMENT WOOD PARTS FOR THE ULTIMATE MULTI-SLIDE

When ordering wood replacement parts specify:

1. Original order number (field calcs information)
2. Profile number
3. Total rough opening
4. Sill type
5. Handing
6. Species
7. Finish (where applicable)

	Profile
Pocket Stile Interlock, Support Block*	W12387
Pocket Stile Trim	W12375
1 Deep Pocket Interlock Support Block	W12516
1 Deep Pocket	W12398
2 Deep Pocket	W12388
3 Deep Pocket	W12400
4 Deep Pocket	W12401
5 Deep Pocket	W12402
6 Deep Pocket	W12403
1 Track HP Wedge	W12552
2 Track HP Wedge	W12553
3 Track HP Wedge	W12554
4 Track HP Wedge	W12582
5 Track HP Wedge	W12583
6 Track HP Wedge	W12584

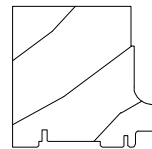
* When ordering, designate Left or Right hand.



W12387, Pocket Stile Interlock, Support Block*



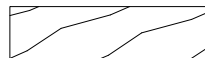
W12375 Pocket Stile Trim



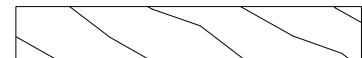
W12516 1 Deep Pocket Interlock Support Block




W12398 1 Deep Pocket Cover



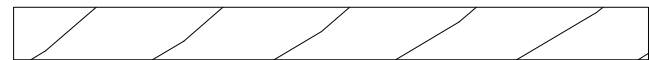
W12388 2 Deep Pocket Cover



W12400 3 Deep Pocket Cover



W12401 4 Deep Pocket Cover



W12402 5 Deep Pocket Cover



W12403 6 Deep Pocket Cover



W12552 1 Track HP Wedge



W12553 2 Track HP Wedge



W12554 3 Track HP Wedge



W12582 4 Track HP Wedge



W12583 5 Track HP Wedge



W12584 6 Track HP Wedge

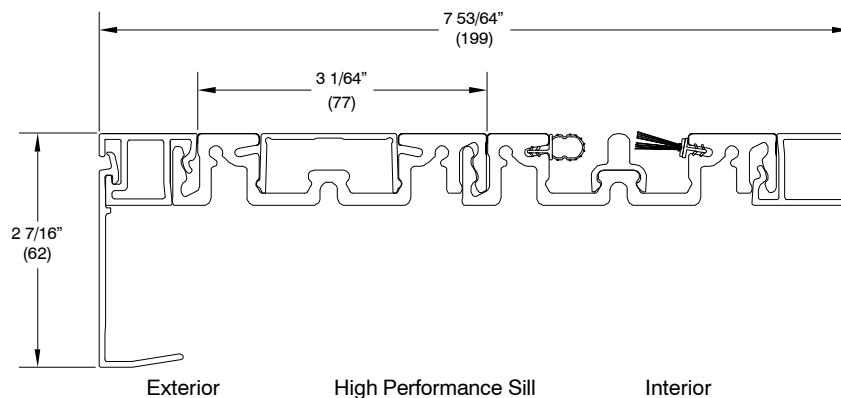
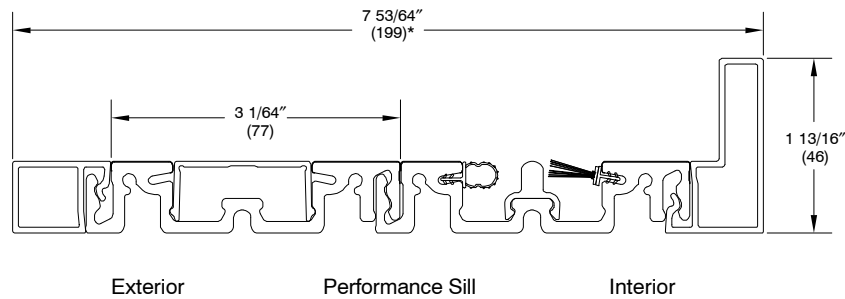
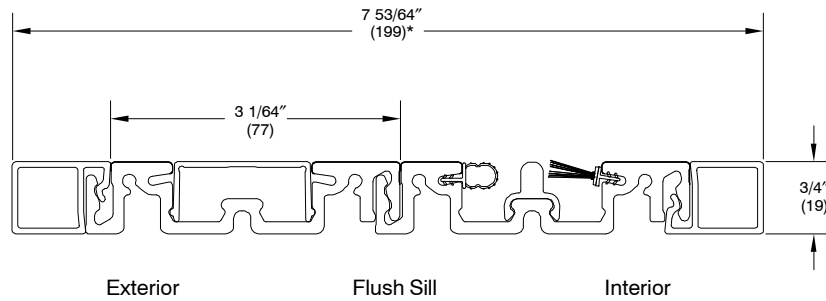
TO ORDER REPLACEMENT SILLS

When ordering replacement sills, specify:

1. Frame OM width, or length of sill;
2. Handing and configuration;
3. finish;
4. original order number.

NOTE: The entire sill assembly will have to be replaced, prior to installation. If ordering a different sill color, panel shoes (V2492) must be ordered separately to match sill color.

* Dimension varies based on number of tracks.



INFORMATION REQUIRED TO ORDER REPLACEMENT PANELS

NOTE: Specify sill type, (Flush, HP or Performance), and original order number on all orders for replacement panels. Specify interior sticking profile (Ogee or Square). Panels ship complete, minus the options listed below. Handle Sets available in Satin Nickel PVD or Bronze PVD. For XOX stationary panels, operator panel width and height or frame OM (width and height) must be provided

Primary Active panel – Options

1. Panel with multi-point lock.
2. Panel with active trim set (color needed).
3. If panel interlocks with stationary panel, prep with bumpers.

Secondary panel – Options

1. If panel interlocks with stationary panel, prep with bumpers.

Primary Inactive panel – Options

1. Panel with strike plate.
2. Panel with inactive trim set (color needed).
3. If panel interlocks with stationary panel, prep with bumpers.

Primary Corner Inactive panel

1. Panel with strike plate.
2. Panel with inactive trim set (color needed).
3. If panel interlocks with stationary panel, prep with bumpers.

Stationary panel – No Options, panel ships complete

Panel shoe color is determined by the color of the sill:

Black shoe = bronze sill

Beige shoe = beige sill

INFORMATION REQUIRED TO ORDER REPLACEMENT PANELS

NOTE: Specify sill type, (Flush, HP or Performance) on all orders for replacement panels. Specify interior sticking profile (Ogee or Square). Panels ship complete, minus the options listed below. Trim Sets available in Satin Nickel PVD or Bronze PVD.

Primary Active panel – Options

1. Panel with multi point lock.
2. Panel with active trim set (color needed).
3. If panel interlocks with pocket panel, prep with bumpers.

Primary Active Pocket panel – Options

1. Panel with multi-point lock.
2. Panel with active handle set (color needed).

Secondary panel – Options

1. If panel interlocks with pocket panel, prep with bumpers.

Primary Inactive panel – Options

1. Panel with strike plate.
2. Panel with inactive handle set (color needed).
3. If panel interlocks with pocket panel, prep with bumpers

Primary Inactive Pocket panel – Options

1. Panel with strike plate.
2. Panel with inactive handle set (color needed).

Primary Corner Inactive panel – Options

1. Panel with strike plate.
2. Panel with inactive handle set (color needed).
3. If panel interlocks with pocket panel, prep with bumpers

Primary Corner Inactive Pocket panel – Options

1. Panel with strike plate.
2. Panel with inactive handle set (color needed).

Pocket panel – No Options, panel ships complete

Panel shoe color is determined by the color of the sill:
Black shoe = bronze sill
Beige shoe = beige sill

When ordering replacement screen parts specify:

1. Original Order Number;

NOTE: **Single Screens:** Marvin order number is found under the bottom stile cover on the opposite side of the tensioning springs.



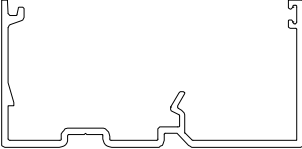

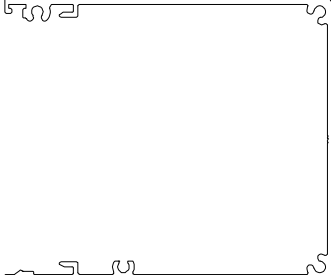

Double Screens: Marvin Order number is found under the bottom left hand stile cover on the opposite side of the tensioning springs (left hand when viewing screen from exterior).

ILLUSTRATION <i>NOT TO SCALE</i>	DESCRIPTION	OPER./ COLOR	PART NO.
	<p>Top Cartridge Bearing Includes: 1 - Cable tensioner 1 - Top block slide pulley/bearing 4- Screws</p>	<p>LH - Black RH - Black</p>	<p>10501287 10501288</p>
	<p>Bottom Handle Pull Assembly Includes: 1 - Bottom stile cap 2- Screws/cable crimp</p>	<p>LH - Black RH - Black</p>	<p>10501289 10501290</p>
	<p>Top Handle Pull Assembly Includes: 1 - Top stile cap 2- Screws/cable crimp</p>	<p>LH - Black RH - Black</p>	<p>10501291 10501292</p>

ILLUSTRATION NOT TO SCALE	DESCRIPTION	OPER./ COLOR	PART NO.
	<p>Spool Kit <i>Includes:</i> 1 - LH/RH Cone 1 - Cable/crimp 1 - Cable connector 4- Screws</p>	<p>LH - Black RH - Gray</p>	<p>10501293 10501294</p>
	<p>Cable</p>		<p>10501295</p>
	<p>Bi-Parting Screen Stop <i>Includes:</i> 1 - Double screen stop</p>	<p>Black</p>	<p>10501296</p>
	<p>Handle Pull Covers / Spring Kit <i>Includes:</i> 4 - Stile covers 2 - Springs 4 - Spring keepers</p>		<p>10501297</p>
	<p>Bottom Cartridge Bearing <i>Includes:</i> 1 - Bottom bearing/pulley assembly 2- Screws</p>	<p>LH RH</p>	<p>10501299 10501298</p>
	<p>Cartridge <i>Includes:</i> 1 - Complete cartridge assembly</p>	<p>LH RH</p>	

When ordering replacement aluminum parts specify:

1. Original Order Number;
2. Total Rough Opening;
3. Part Length;
4. Handing;
5. Finish (where applicable);

ILLUSTRATION <i>NOT TO SCALE</i>	DESCRIPTION	OPER./COLOR
	<p>Head Jamb Frame Includes: 1 – Weather strip</p>	<p>Bronze White Clear Anodized Black</p>
	<p>Head Jamb/Jamb Cover Includes: 1 – Weather strip</p>	<p>Bronze White Clear Anodized Black</p>
	<p>Sill Includes: 1 – Weather strip</p>	<p>Bronze White Clear Anodized Black</p>
	<p>Sill Cover with Rubber Insert Includes: 1 – Weather strip</p>	<p>Bronze White Clear Anodized Black</p>
	<p>Jamb Frame Includes: 1 – Weather strip</p>	<p>Bronze White Clear Anodized Black</p>
	<p>Jamb Stop Includes: 1 – Magnet strip</p>	<p>Bronze White Clear Anodized Black</p>

When ordering replacement automatic control parts specify:

1. Original Order Number.

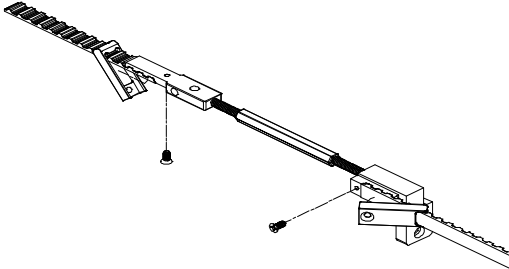

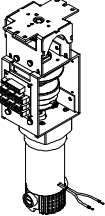
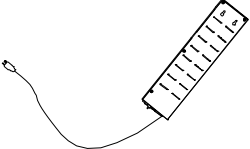
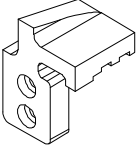
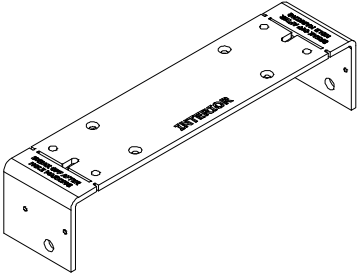
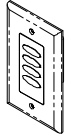
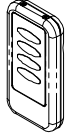

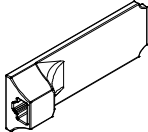
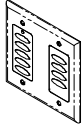
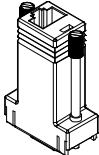
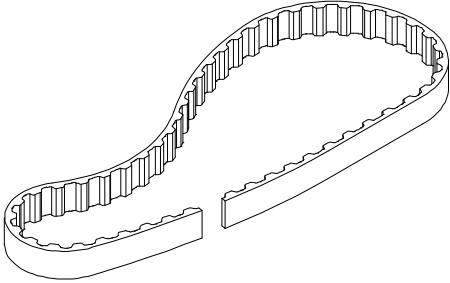
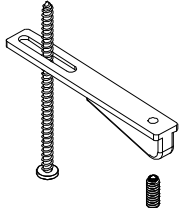
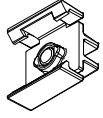
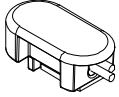
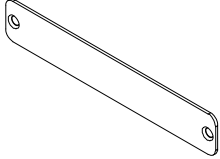
ILLUSTRATION NOT TO SCALE	DESCRIPTION	OPER./ COLOR	PART NO.
	<p>Turnbuckle Assembly Includes: 1 - Turnbuckle 2 - #8-18 x 1 3/4" Full Thread PH screws</p>	<p>LH - Black RH - Black</p>	<p>10501272 10501273</p>
	<p>Pulley Includes: 1 - Pulley (pulley and 2 bearings) 1 - Washer 1 - #10-32 x 1/2" PH screw</p>	<p>Black</p>	<p>10501274</p>
	<p>Motor Includes: 1 - Motor</p>	<p>Black</p>	<p>10501275</p>
	<p>Motor Controller Includes: 1 - Motor Controller 1 - Power Cord 1 - 10 Pin Motor Cable</p>		<p>10501276</p>
	<p>Bi-Parting Belt Clamp Includes: 1 - Belt Clamp 2 - #8-18 x 1 3/4" Full Thread PH screws</p>	<p>LH - Black RH - Black</p>	<p>10501302 10501303</p>
	<p>Motor Bracket Includes: 1 - Motor Bracket</p>	<p>Aluminum</p>	<p>10501278</p>

ILLUSTRATION NOT TO SCALE	DESCRIPTION	OPER./ COLOR	PART NO.
	Wireless Wall Switch <i>Includes:</i> 1 - Wireless Wall Switch 1 - Cover Plate	Black Light Almond White Ivory	10501279 10501280 10501281 10501263
	Wired Wall Switch <i>Includes:</i> 1 - Wired Wall Switch 1 - Cover Plate	Black Light Almond White Ivory	10501264 10501267 10501266 10501265
	Remote Control <i>Includes:</i> 1 - Remote Control	Black	10501282
	Wireless Motion Sensor <i>Includes:</i> 1 - Wireless Motion Sensor	Black White	10501283 10501284
	Wireless Receiver <i>Includes:</i> 1 - Wireless Receiver	Black	10501268
	Wired Wall Switch, Exterior Keypad <i>Includes:</i> 1 - Dual Switch 1 - Security Interface Board 1 - Short Connecting Cable 1 - Dual Switch Cover 1 - Exterior Weather Strip	White	10501269
	Home Automation Adapter <i>Includes:</i> 1 - Adapter	Black	10501270
	Belt <i>Includes:</i> 1 - Belt * order by foot-belt calculation is frame width x 2 + 4'	Black	10501271
	Closing Ramp <i>Includes:</i> 1 - Bracket 2 - #8-18 x 3" type AB, Phillips head, full thread screw (11806168)		10501304

LOCK STATUS SENSOR PARTS

ILLUSTRATION NOT TO SCALE	DESCRIPTION	OPER./ COLOR	PART NO.
	Housing Assembly, Magnet, MPS	Black	10501848
	Reed Capsule	Black	10501846
	Cover, Transmitter	Brushed Stainless Steel	10501822