

# INTERIOR SHADES

## Table of Contents

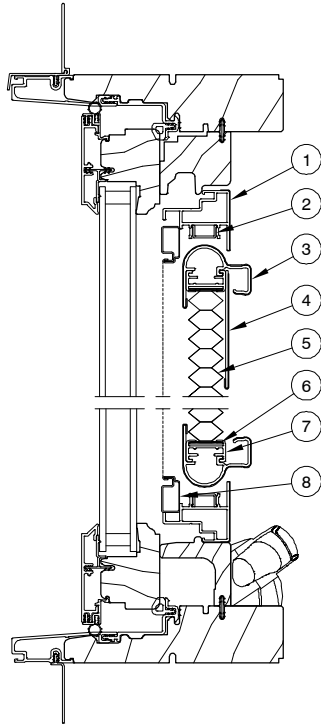
|   | <b>PAGE</b> |
|---|-------------|
| History .....   | 2           |
| <b>Part Identification</b>  |             |
| Part Identification – Ultimate Casement .....   | 3           |
| Part Identification – Direct Glaze Rectangular/Door Transom Direct Glaze .....          | 4           |
| Part Identification – Swinging Door .....   | 5           |
| Part Identification – Sliding French Door .....   | 6           |
| Part Identification – Sliding Patio Door .....  | 7           |
| Part Identification – SFD Retrofit Options .....  | 8           |
| Part Identification – SPD Retrofit Options .....  | 9           |
| Part Identification – SFD/SPD OXXO Retrofit .....                                       | 10          |
| Part Identification – Wood Ultimate Double Hung Horizontal and Vertical Mulls .....     | 11          |
| Part Identification – Wood Direct Glaze Polygon mulled over WUDH .....                  | 12          |
| Part Identification – Clad Ultimate Double Hung Horizontal and Vertical Mulls .....     | 13          |
| Part Identification – Clad Direct Glaze Polygon mulled beside CUDH .....                | 14          |
| Part Identification – Ultimate Double Hung / Ultimate Double Hung–NG .....              | 15          |
| Part Identification – Clad Ultimate Double Hung–NG Horizontal and Vertical Mulls .....  | 16          |
| Part Identification – Clad DG Poly and Clad DG RT over Clad Ultimate Double Hung–NG ... | 17          |
| Part Identification – Ultimate Double Hung–NG with Retractable Screen .....             | 18          |
| <b>Parts</b>  |             |
| Hardware and Miscellaneous .....  | 19          |
| Retro Fit Drill Jig Kits .....  | 23          |
| Replacement Wood Wrap Parts .....   | 24          |
| Replacement Wood Parts .....  | 25          |
| Mull Extensions .....   | 26          |
| Mull Extensions by Product and Mull Type .....  | 27          |
| Surround Replacement .....  | 29          |
| Integrated Interior Shade System Replacement .....                                      | 30          |
| Obsolete Parts .....  | 31          |

### **ATTENTION:**

- Specification and technical data are subject to change without notice.
- Numbers listed in parentheses ( ) are metric equivalents in millimeters rounded to the nearest whole number.

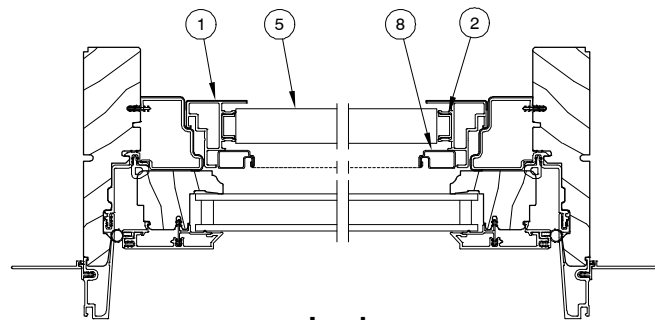
| Produced | Unit Type  | Features or Changes  | Status  |
|----------|--|--|---------|
| 2013     | Ultimate Casement/Awning, Ultimate Replacement Casement/Awning, Direct Glaze Rectangular, 1 3/4" and 2 1/4" Ultimate Inswing and Outswing French Door, Ultimate Sliding French Door and Sliding Patio Door   | December 16, 2013 – Interior Shade option introduced for unit types listed. Interior Shades are a cellular shade attached to the window or door by a surround or integrated into the product. Interior shades are available to be retro-fitted to the Ultimate Casement, Ultimate Replacement Casement, Ultimate Awning, Ultimate Replacement Awning, Direct Glaze Rectangular and Ultimate Inswing and Outswing French Doors. Shade cartridges are removable and replaceable. | Present |
| 2014     | Ultimate Double Hung, Ultimate Double Hung Magnum, and Clad Ultimate Double Hung – Next Generation   | April 28, 2014 – Interior Shade option introduced for unit types listed. Interior Shades are available as a Retro Fit for Wood/Clad Ultimate Double Hung and Wood/Clad Ultimate Double Hung Magnum.  | Present |
| 2015     | Wood Ultimate Double Hung, Ultimate Double Hung Magnum, and Clad Ultimate Double Hung – Next Generation<br><br>Ultimate Casement/Awning, Ultimate Replacement Casement/Awning<br><br>Direct Glaze Rectangular 1 3/4" and 2 1/4" Ultimate Inswing and Outswing French Door<br><br>Ultimate Sliding French Door and Sliding Patio Door | June 29, 2015 – Introducing new Interior Shade Slide Tensioner to aid with setting your spring tension. Also updated Pocket Cover and Pull bar for Sliding Doors.  | Present |
| 2016     | Ultimate Sliding French Door and Sliding Patio Door  | October 31, 2016 – Introducing the redesigned sliding door interior shade system.  | Present |

**Ultimate Casement, Ultimate Awning,  
Ultimate Replacement Casement, Ultimate Replacement Awning  
(shown in CUCA operator)**



**Head Jamb and Sill**

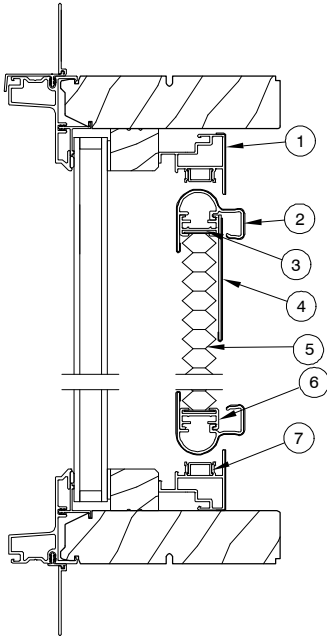
1. UCA Cellular Shade Surround (wood wrap)
2. Guide Track
3. Pull Bar (wood wrap)
4. Stack Cover, Short (wood wrap)
5. Shade Fabric
6. Filler Strip
7. Pull Bar to Fabric Adapter
8. Screen Frame



**Jamb**

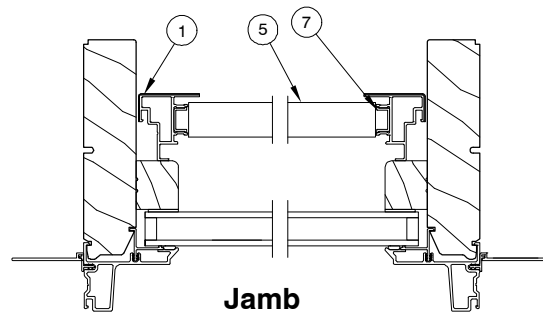
NOTE: Not to scale; specifications subject to change without notice.

**Direct Glaze Rectangular and Door Transom Direct Glaze  
(shown in CDGPOLY)**



**Head Jamb and Sill**

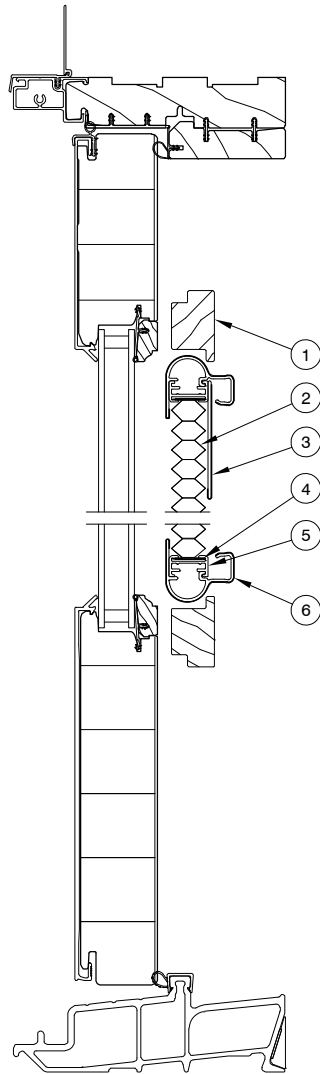
1. UCA Cellular Shade Surround (wood wrap)
2. Pull Bar, Cellular Shade (wood wrap)
3. Filler Strip
4. Stack Cover, Short (wood wrap)
5. Shade Fabric
6. Pull Bar to Fabric Adapter
7. Guide Track



**Jamb**

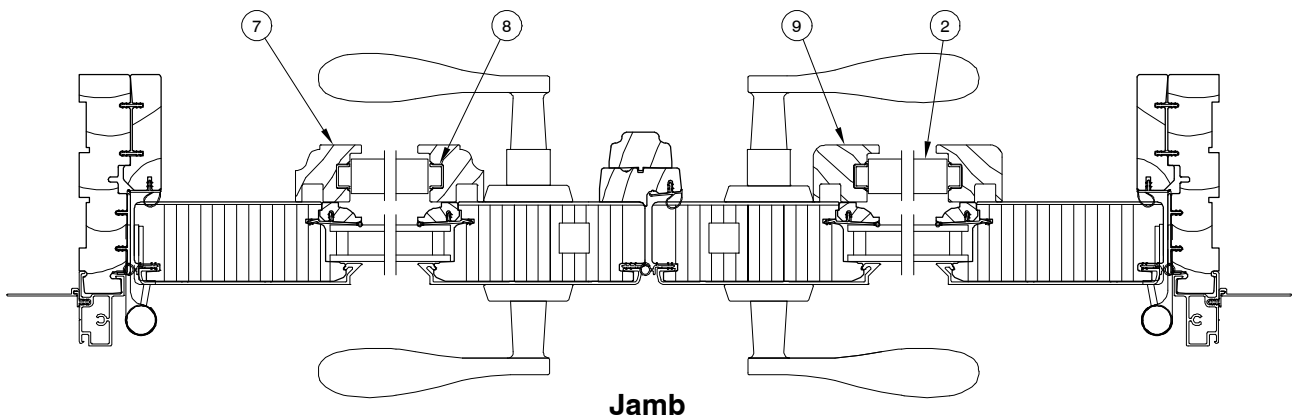
NOTE: Not to scale; specifications subject to change without notice.

**Ultimate Inswing French Door and Ultimate Outswing French Door  
 (shown in CUOFD)**



1. Rail, Lip Mould Surround
2. Shade Fabric
3. Stack Cover, Short (wood wrap)
4. Filler Strip
5. Pull Bar to Fabric Adapter
6. Pull Bar (wood wrap)
7. Stile, Cellular Shade Surround, Traditional Profile
8. Guide Track
9. Stile, Cellular Shade Surround, Contemporary Profile

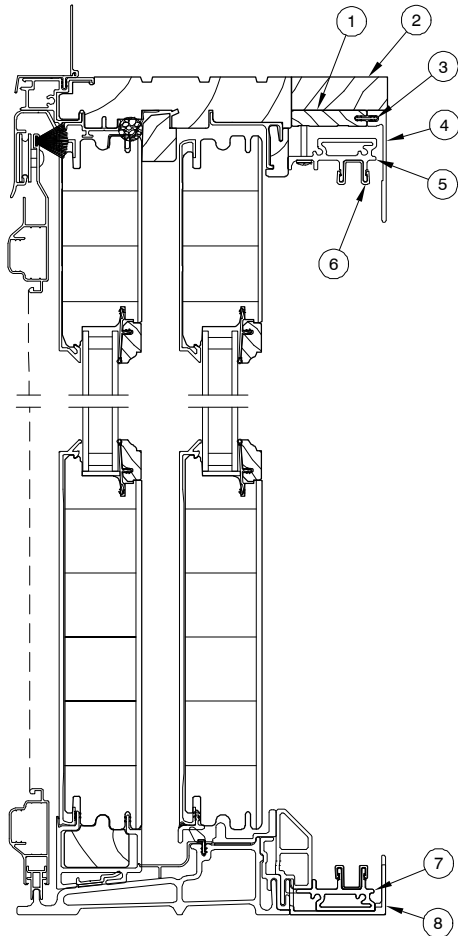
**Head Jamb and Sill  
 (Contemporary Profile)**



**Jamb**

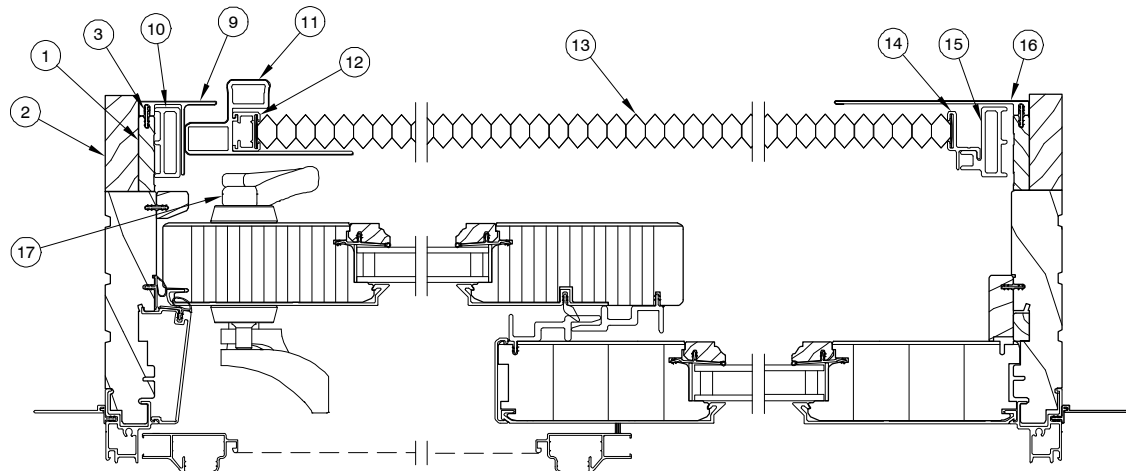
NOTE: Not to scale; specifications subject to change without notice.

**Integrated Shade System  
 USFD  
 (shown in CUSFD)**



1. Shade Cover Receiver, W12611
2. 2" Jamb Extension
3. Connecting Barb
4. Header Cover, C0145
5. Sliding Shade Surround
6. Sliding Shade Track
7. Sill Surround, A3005
8. Sill Extension, A2902
9. Locking Jamb Cover, C0147
10. Locking Side Jamb Surround
11. Sliding Shade Primary Pull Bar, C0149
12. Fabric to Pull Bar Adapter
13. Shade Fabric
14. Fabric to Stile Surround Adapter
15. Jamb Surround
16. Stationary Jamb Shade Cover, C0142
17. Low Profile Interior Handle

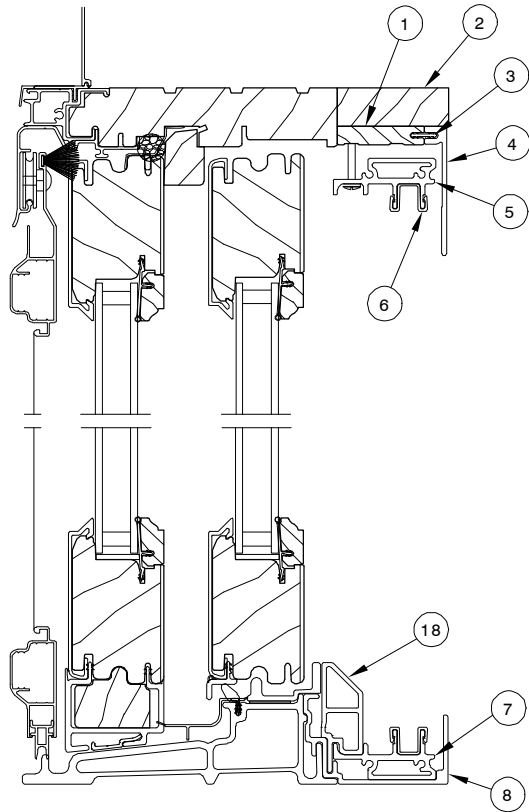
**Head Jamb and Sill**



**Jamb - XO**

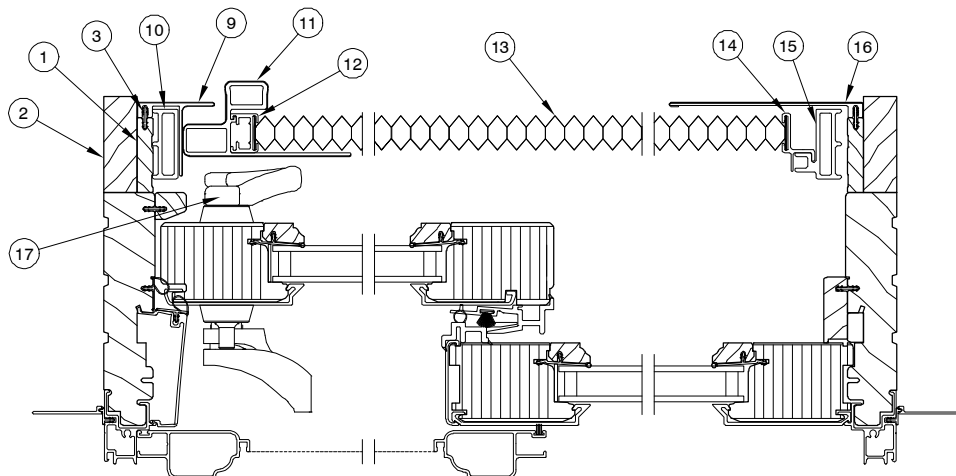
NOTE: Not to scale; specifications subject to change without notice.

**Integrated Shade System  
 SPD  
 (shown in CSPD)**



1. Shade Cover Receiver, W12611
2. 2" Jamb Extension
3. Connecting Barb
4. Header Cover, C0145
5. Sliding Shade Surround
6. Sliding Shade Track
7. Sill Surround, A3005
8. Sill Extension, A2902
9. Locking Jamb Cover, C0147
10. Locking Side Jamb Surround
11. Sliding Shade Primary Pull Bar, C0149
12. Fabric to Pull Bar Adapter
13. Shade Fabric
14. Fabric to Stile Surround Adapter
15. Jamb Surround
16. Stationary Jamb Shade Cover, C0142
17. Low Profile Interior Handle
18. Sill Liner to Surround Connector, A2943

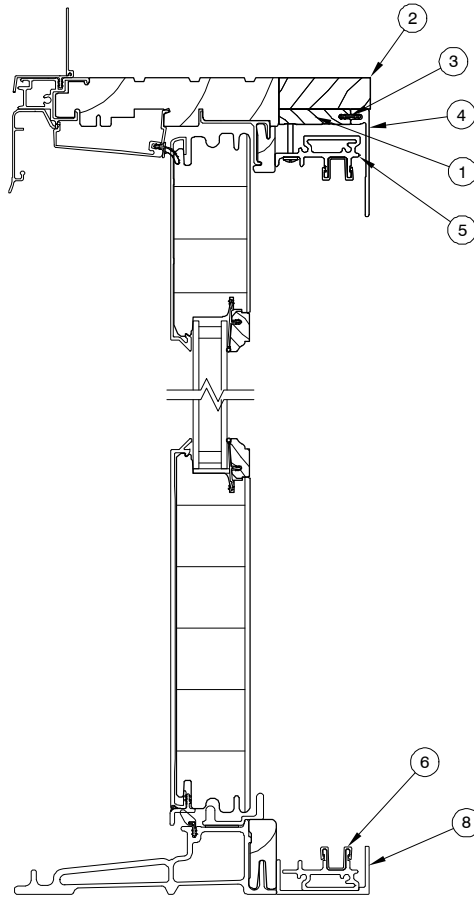
**Head Jamb and Sill**



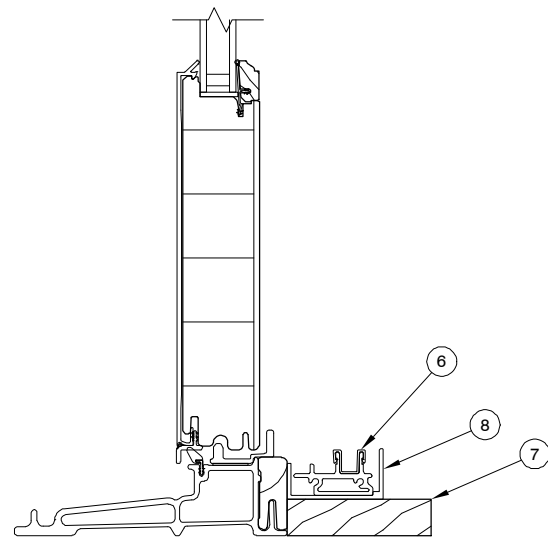
**Jamb**

NOTE: Not to scale; specifications subject to change without notice.

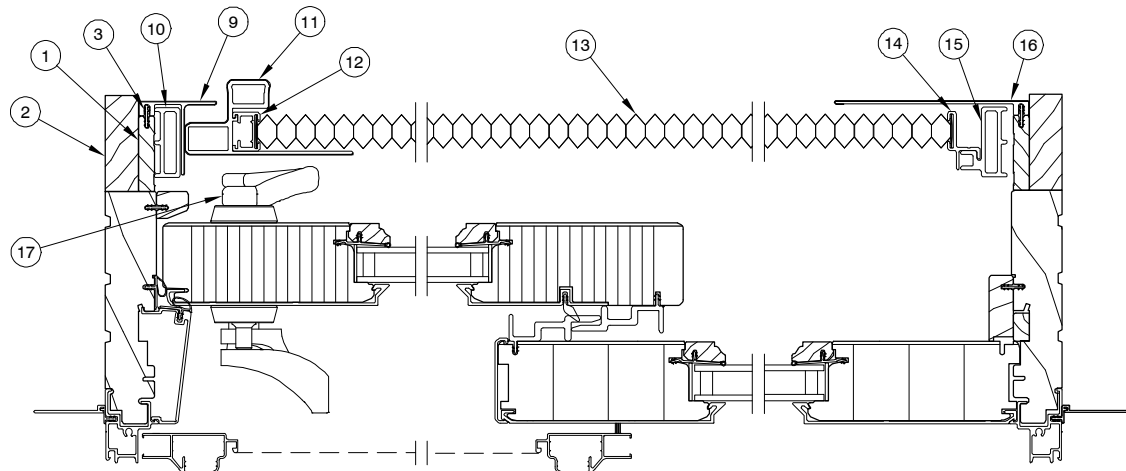
**Integrated Shade System  
 USFD  
 (shown in CUSFD)  
 Retro-Fit Options**



**Head Jamb and Sill  
 Subfloor Install**



**Over top Flooring Install**

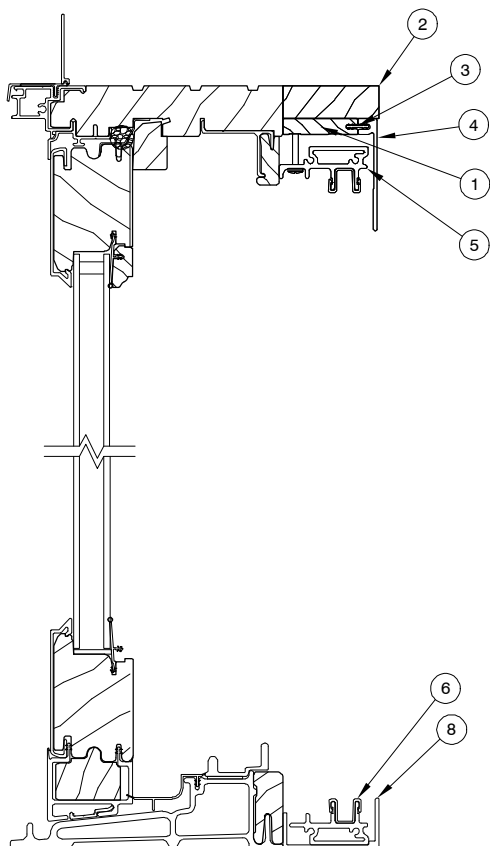


**Jamb - XO**

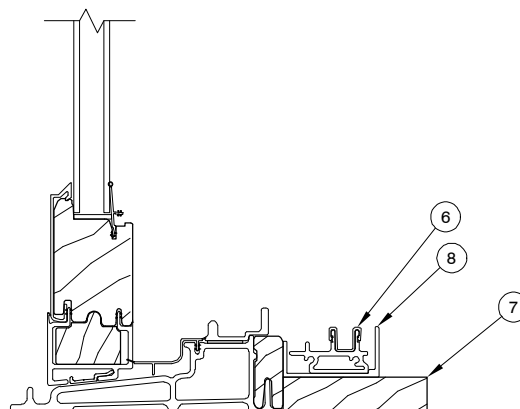
NOTE: Not to scale; specifications subject to change without notice.



**Integrated Shade System  
 SPD  
 (shown in CSPD)  
 Retro-Fit Options**

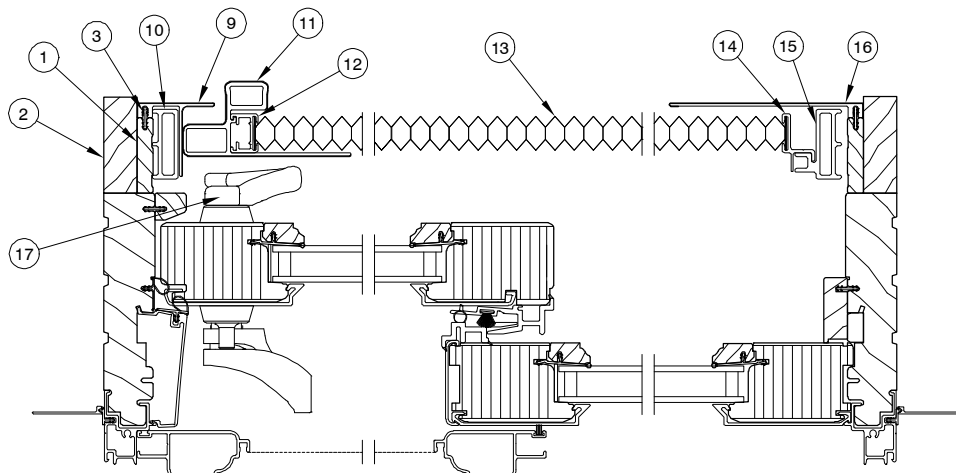


1. Shade Cover Receiver, W12611
2. 2" Jamb Extension
3. Connecting Barb
4. Header Cover, C0145
5. Sliding Shade Surround
6. Sliding Shade Track
7. Flooring
8. Sill Extension, Retro-Fit
9. Locking Jamb Cover, C0147
10. Locking Side Jamb Surround
11. Sliding Shade Primary Pull Bar, C0149
12. Fabric to Pull Bar Adapter
13. Shade Fabric
14. Fabric to Stile Surround Adapter
15. Jamb Surround
16. Stationary Jamb Shade Cover, C0142
17. Low Profile Interior Handle



**Head Jamb and Sill  
 Subfloor Install**

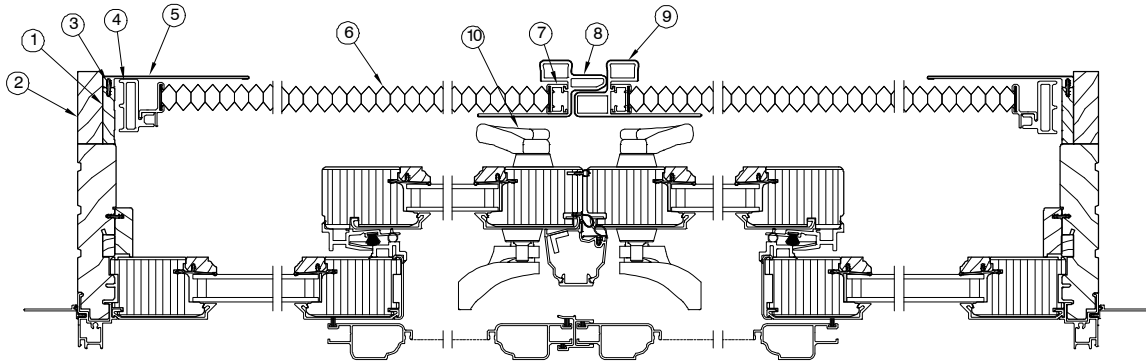
**Over top Flooring Install**



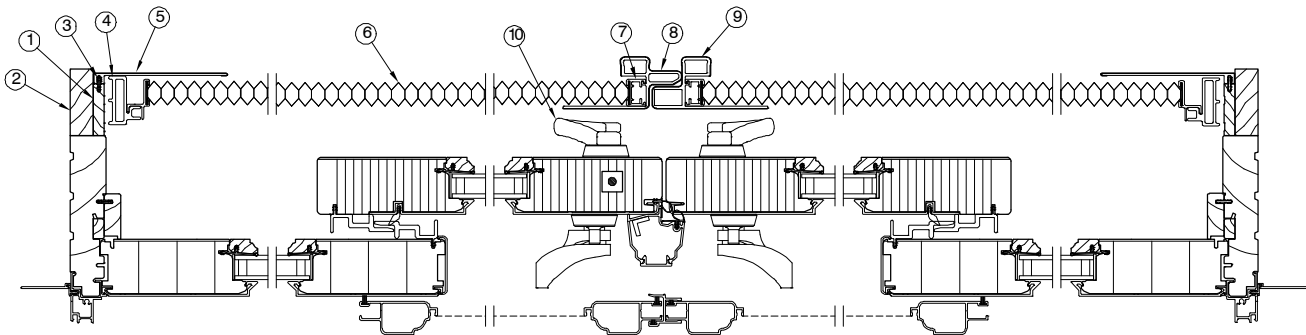
**Jamb - XO**

NOTE: Not to scale; specifications subject to change without notice.

**Integrated Shade System  
 SPD (shown in CSPD) and  
 USFD (shown in CUSFD)**



**CSPD Jamb  
 OXXO Retrofit**

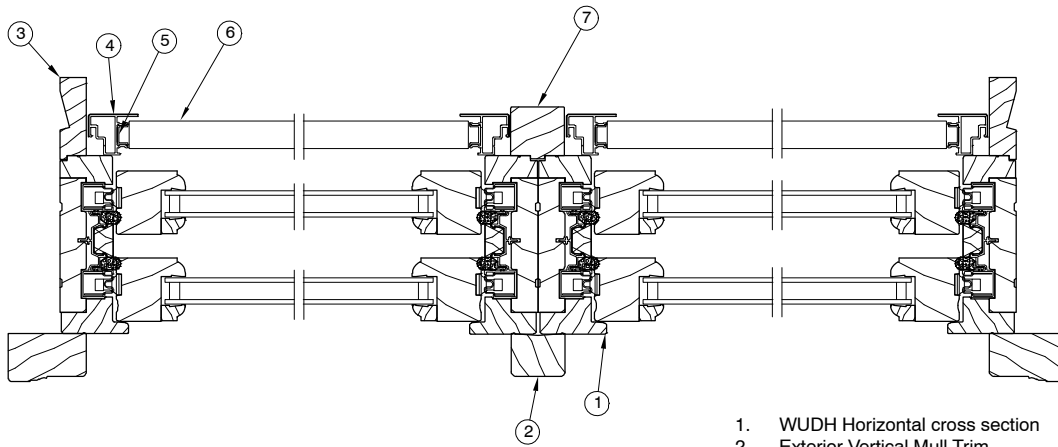


**CUSFD Jamb  
 OXXO Retrofit**

- |                                       |  |
|---------------------------------------|--|
| 1. Shade Cover Receiver, W12611       | 6. Shade Fabric                          |
| 2. 2" Jamb Extension                  | 7. Fabric to Pull Bar Adapter            |
| 3. Connecting Barb                    | 8. Sliding Shade Pull Bar, C0150         |
| 4. Jamb Surround                      | 9. Sliding Shade Primary Pull Bar, C0149 |
| 5. Stationary Jamb Shade Cover, C0142 | 10. Low Profile Interior Handle          |

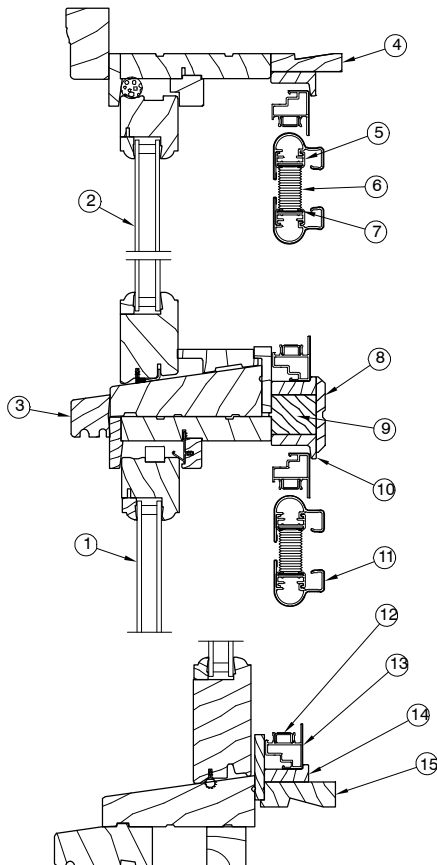
NOTE: Not to scale; specifications subject to change without notice.

**WUDH 2 Wide Mull**



- 1. WUDH Horizontal cross section
- 2. Exterior Vertical Mull Trim
- 3. Jamb Extension -2"
- 4. Pull Bar, Cellular Shade Wood Wrap
- 5. Guide Track
- 6. Shade Fabric
- 7. Mull Extension, Cell Shade

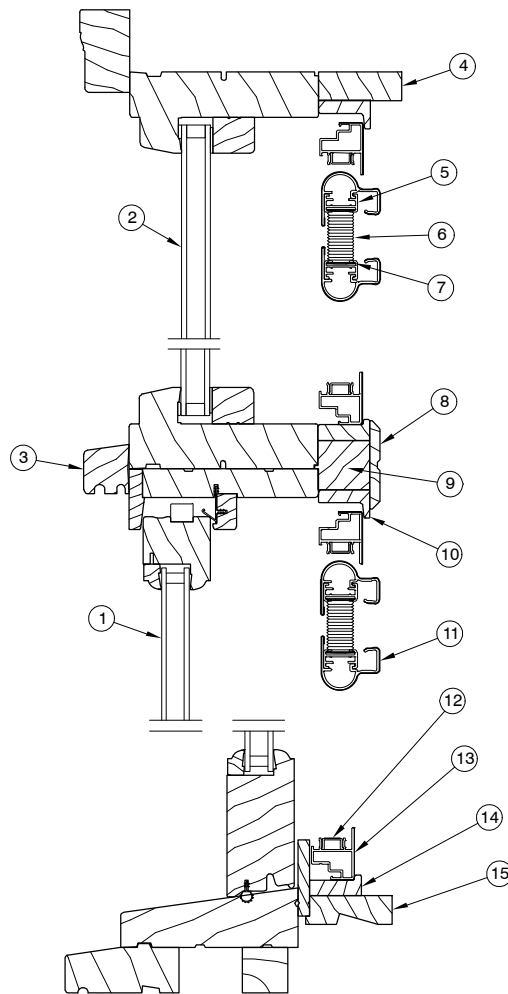
**WUDHT over WUDH Operator**



- 1. WUDH Vertical cross section
- 2. WUDHT Vertical cross section
- 3. Transom Sill Nosing
- 4. Jamb Extension, 2"
- 5. Pull Bar to Fabric Adapter
- 6. Shade Fabric
- 7. Filler Strip Roll
- 8. Interior Mull Trim
- 9. Mull Extension, Cell Shade
- 10. Shade receiver, Head Jamb
- 11. Pull Bar, Cellular Shade, Wood Wrap
- 12. Guide Track
- 13. DH Shade Surround, Wood Wrap
- 14. Shade Receiver, Sill
- 15. Jamb Extension, 2"

NOTE: Not to scale; specifications subject to change without notice.

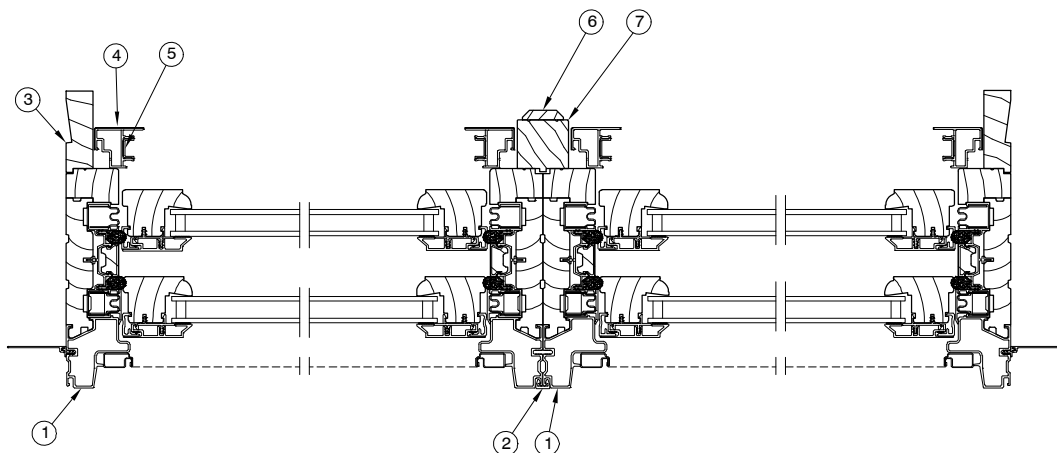
**WDG Polygon Over WUDH**



- 1. Vertical Cross Section WUDH
- 2. Vertical Cross Section WDG
- 3. Transom Sill Nosing
- 4. Jamb Extension, 2"
- 5. Pull Bar to Fabric Adapter
- 6. Shade Fabric
- 7. Filler Strip, Roll
- 8. Interior Mull Trim
- 9. Mull Extension, Cell Shade
- 10. Shade Receiver, Head Jamb
- 11. Pull Bar, Cellular Shade, Wood Wrap
- 12. Guide Track
- 13. DH Shade Surround, Wood Wrap
- 14. Shade Receiver, Sill
- 15. Jamb Extension, 2"

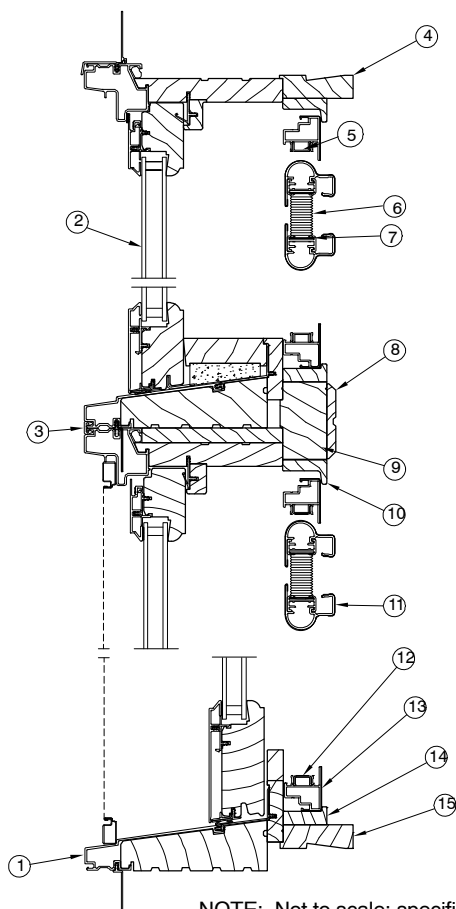
NOTE: Not to scale; specifications subject to change without notice.

**CUDH 2 Wide Mull**



- 1. CUDH Horizontal cross section
- 2. Mull Clip
- 3. Jamb Extension -2"
- 4. DH Shade Surround, Wood Wrap
- 5. Guide Track
- 6. Interior Mull Trim
- 7. Mull Extension, Cell Shade

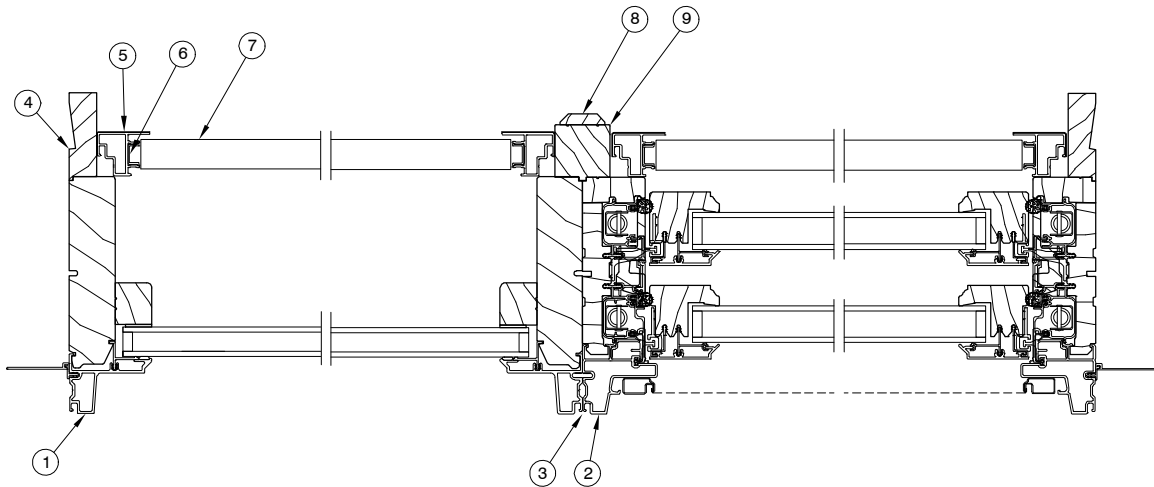
**CUDHT over CUDH Operator and CUDHMT  
 over CUDHM Operator (CUDH shown)**



- 1. CUDH Vertical cross section
- 2. CUDHT Vertical cross section
- 3. Mull Clip
- 4. Jamb Extension, 2"
- 5. Pull Bar to Fabric Adapter
- 6. Shade Fabric
- 7. Filler Strip Roll
- 8. Interior Mull Trim
- 9. Mull Extension, Cell Shade
- 10. Shade receiver, Head Jamb
- 11. Pull Bar, Cellular Shade, Wood Wrap
- 12. Guide Track
- 13. DH Shade Surround, Wood Wrap
- 14. Shade Receiver, Sill
- 15. Jamb Extension, 2"

NOTE: Not to scale; specifications subject to change without notice.

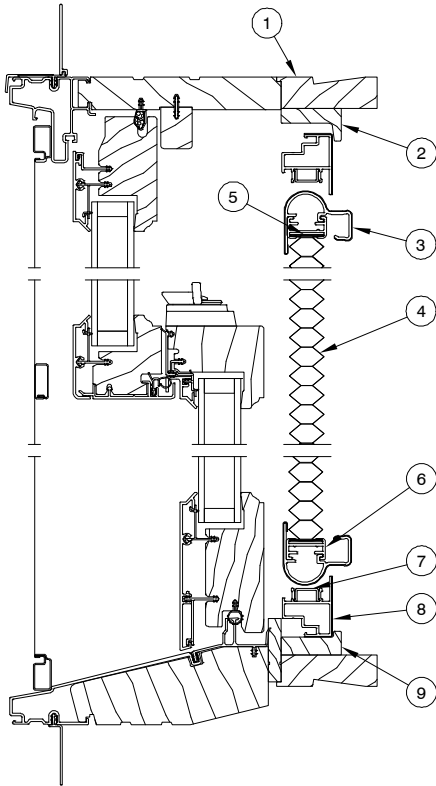
**CDG Polygon mulled beside CUDH**



1. Horizontal Cross Section CDG POLY
2. Horizontal Cross Section CUDH
3. Mull Clip
4. Jamb Extension, 2"
5. DH Shade Surround, Wood Wrap
6. Guide Track
7. Shade Fabric
8. Interior Mull Trim
9. Mull Extension, Cell Shade

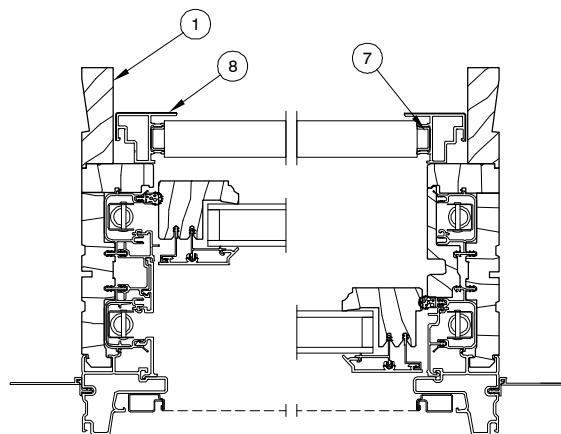
NOTE: Not to scale; specifications subject to change without notice.

**Ultimate Double Hung – NG,  
 Ultimate Double Hung and  
 Ultimate Double Hung Magnum  
 (shown in CUDH-NG)**



1. 2" Jamb Extension
2. Shade Receiver, Header, W12233
3. Pull Bar, Cellular Shade, Wood/Wrap. C0103
4. Fabric, Shade
5. Filler Strip, Roll
6. Pullbar to Fabric Adapter
7. Guide Track, V2277
8. DH Shade Surround, Wood Wrap, C0120
9. Shade Receiver, Sill, W12232

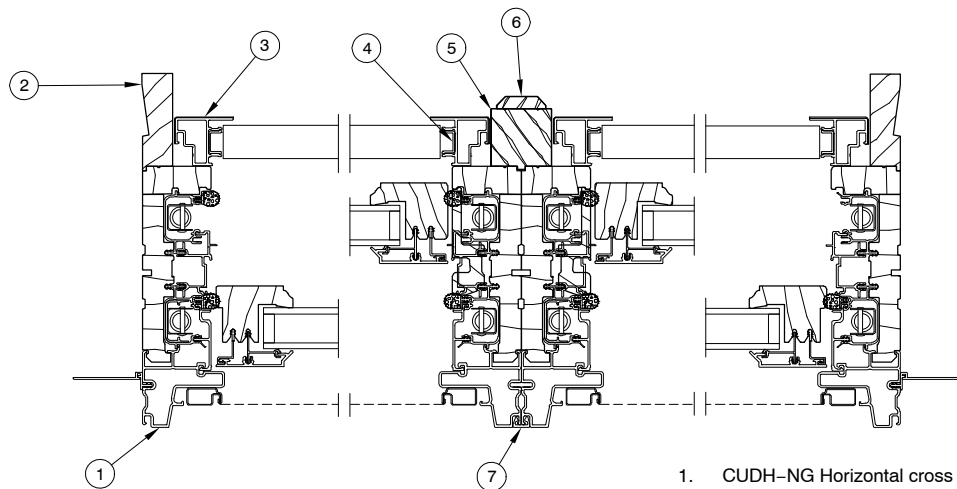
**Head Jamb  
 and Sill**



**Jamb**

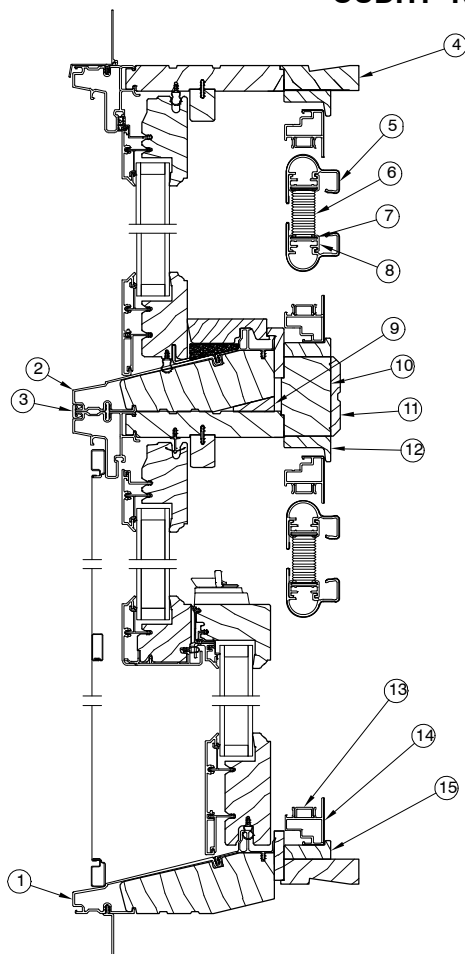
NOTE: Not to scale; specifications subject to change without notice.

**CUDH-NG 2 Wide Mull**



1. CUDH-NG Horizontal cross section
2. Jamb Extension - 2"
3. DH Shade Surround, Wood Wrap
4. Guide Track
5. Mull Extension Cell Shade
6. Interior Mull Trim
7. Mull Clip

**CUDHT-NG over CUDH-NG Operator**

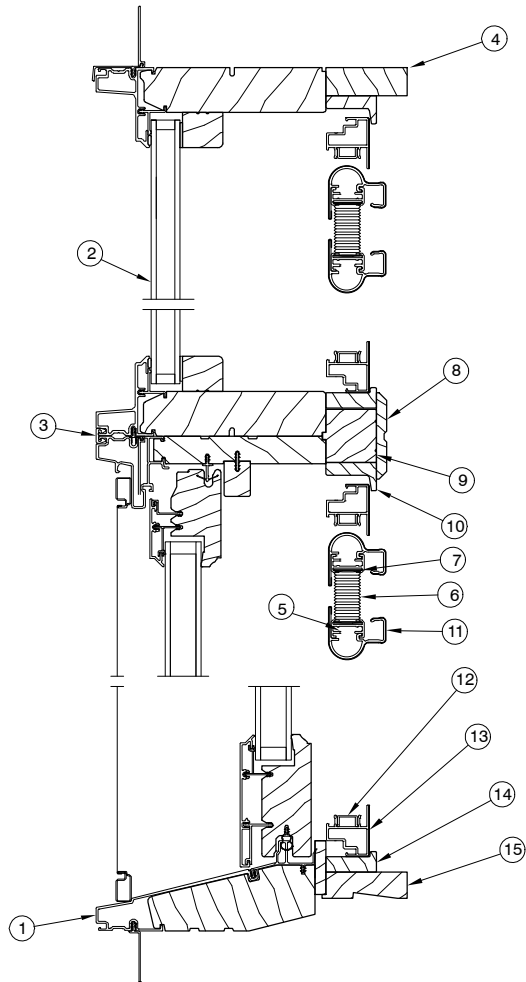


1. CUDH-NG Vertical cross section
2. CUDHT-NG Vertical cross section
3. Mull Clip
4. Jamb Extension, 2"
5. Pull Bar, Cellular Shape Wood Wrap
6. Shade Fabric
7. Filler Strip Roll
8. Pull Bar to Fabric Adapter
9. Frame Wedge Block
10. Mull Extension Cell Shade
11. Interior Trim
12. Shade Receiver, Header
13. Guide Track
14. DH Shade Surround, Wood Wrap
15. Shade Receiver, Bottom

NOTE: Not to scale; specifications subject to change without notice.

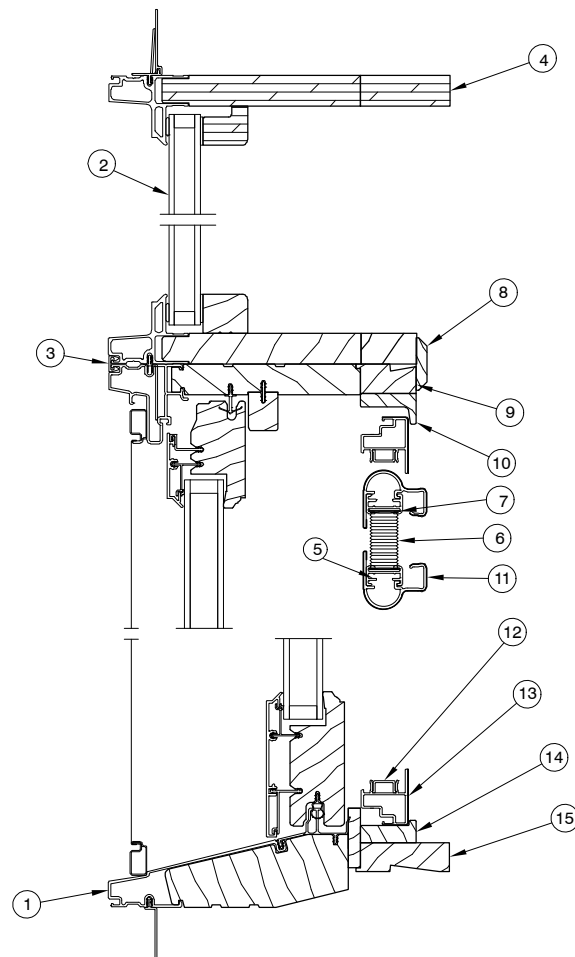


**CDG Polygon Over CUDH-NG**



1. Vertical Cross Section CUDH-NG
2. Vertical Cross Section CDG
3. Mull Clip
4. Jamb Extension, 2"
5. Pull Bar to Fabric Adapter
6. Shade Fabric
7. Filler Strip, Roll
8. Interior Mull Trim
9. Mull Extension, Cell Shade
10. Shade Receiver, Head Jamb
11. Pull Bar, Cellular Shade, Wood Wrap
12. Guide Track
13. DH Shade Surround, Wood Wrap
14. Shade Receiver, Sill
15. Jamb Extension, 2"

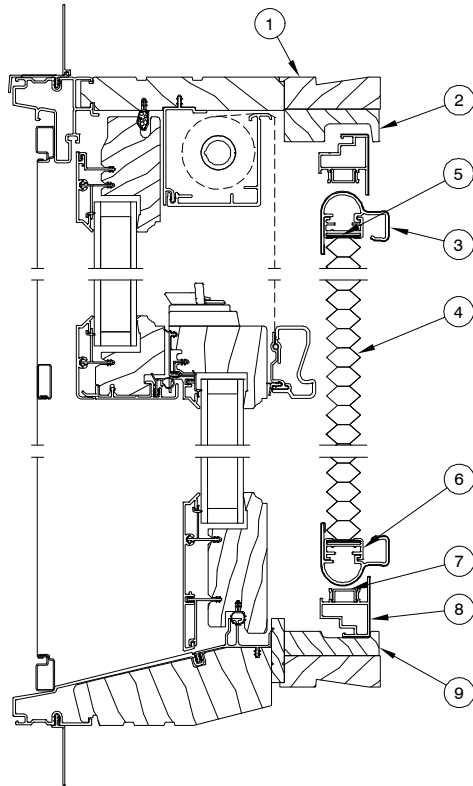
**CDGRT Over CUDH-NG**



1. Vertical Cross Section CUDH-NG
2. Vertical Cross Section CDGRT
3. Mull Clip
4. Jamb Extension, 2"
5. Pull Bar to Fabric Adapter
6. Shade Fabric
7. Filler Strip, Roll
8. Interior Mull Trim
9. Mull Extension, Cell Shade
10. Shade Receiver, Head Jamb
11. Pull Bar, Cellular Shade, Wood Wrap
12. Guide Track
13. DH Shade Surround, Wood Wrap
14. Shade Receiver, Sill
15. Jamb Extension, 2"

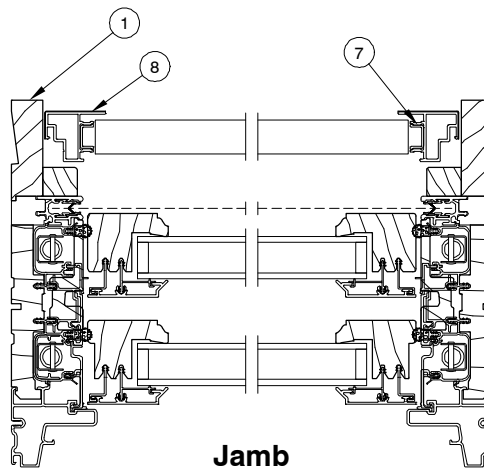
NOTE: Not to scale; specifications subject to change without notice.

**Ultimate Double Hung – NG  
 with Retractable Screen  
 (shown in CUDH–NG)**



1. 2" Jamb Extension
2. Shade Receiver, Header, W12143
3. Pull Bar, Cellular Shade, Wood/Wrap, C0103
4. Fabric, Shade
5. Filler Strip, Roll
6. Pullbar to Fabric Adapter
7. Guide Track, V2277
8. DH Shade Surround, Wood Wrap, C0120
9. Shade Receiver, Sill, W12142

**Head Jamb  
 and Sill**



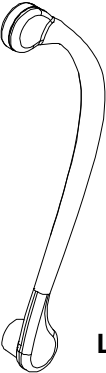
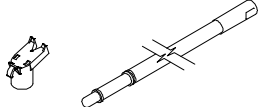

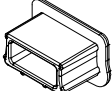
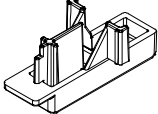
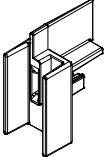
**Jamb**

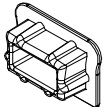
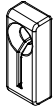

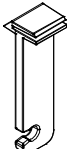
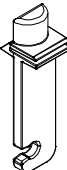


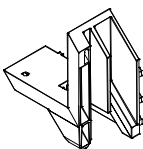
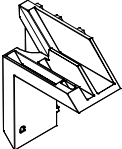
NOTE: Not to scale; specifications subject to change without notice.




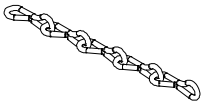
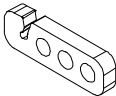
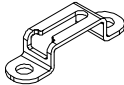
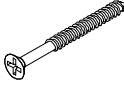
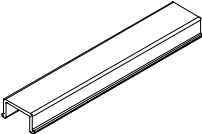
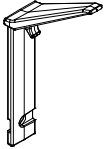

**TO ORDER REPLACEMENT PARTS**

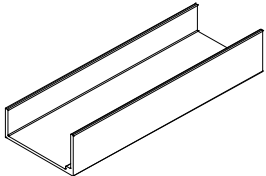
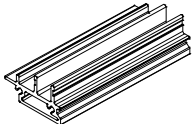
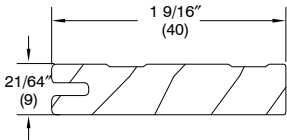

When ordering Interior Shade replacement parts specify:

1. type of unit;
2. part number;
3. description;
4. color.

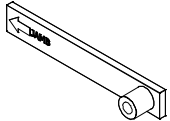
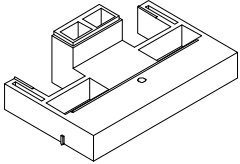
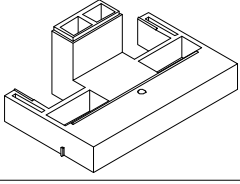
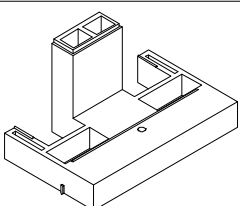
| ILLUSTRATION<br><i>NOT TO SCALE</i>  | DESCRIPTION   | OPERATOR/<br>COLOR/LENGTH   | PART NO.        |
|--|---|---|-----------------|
|  <p style="text-align: right;"><b>LH Shown</b></p> | <p><b>Low Profile Pull</b><br/>Interior Handle<br/>Sliding Door</p> <p>XO -RH<br/>OX - LH</p> | <p><b>RH</b><br/>Matte BK 10830461<br/>WH 10830463<br/>TP 10830465<br/>BZ 10830467<br/>AB 10830469<br/>BS 10830471<br/>ORBZ 10830473<br/>SN PVD 10830475<br/>ORBZ PVD 10830477<br/>PC 10830479<br/>SC 10830483</p> <p><b>LH</b><br/>Matte BK 10830460<br/>WH 10830462<br/>TP 10830464<br/>BZ 10830466<br/>AB 10830468<br/>BS 10830470<br/>ORBZ 10830472<br/>SN PVD 10830474<br/>ORBZ PVD 10830476<br/>PC 10830478<br/>SC 10830482</p> |                 |
|   | <p><b>Extension Pole with End Adapter</b><br/>UCA, DG, CUDH-NG, Swinging Door</p>             | <p>2 1/2-4 1/2 ft. ext. 10501453<br/>5-10 ft. ext. 10501454</p>   |                 |
|   | <p><b>End Adapter, Extension Pole</b><br/>UCA, DG, CUDH-NG, Swinging Door</p>                 |   | <p>10810489</p> |
|   | <p><b>Pull Bar End Cover</b><br/>UCA, UDH, DG, Swinging Door</p>                              | <p>BG 10501413<br/>WH 10501415<br/>BZ 10501414</p>  |                 |
|   | <p><b>Pull Bar End Cap</b><br/>UCA, UDH, DG, Swinging Door</p>                                | <p>BG 10501410<br/>WH 10501412<br/>BZ 10501411</p>  |                 |
|   | <p><b>End Cap</b><br/>CSPD, CSFD, WSPD, WSFD</p>  | <p>BG 10505030<br/>WH 10505031<br/>BK 10505032</p>  |                 |

| ILLUSTRATION<br>NOT TO SCALE  | DESCRIPTION  | OPERATOR/<br>COLOR/LENGTH | PART NO.                         |
|---|--|---------------------------|----------------------------------|
|                | <b>Pull Bar End Cap</b><br>CSPD, CSFD, WSPD, WSFD  | BG<br>WH<br>BK            | 10501495<br>10501496<br>10501497 |
|                | <b>Cord Stop</b><br>CSPD, CSFD, WSPD, WSFD   | BG<br>WH<br>BK            | 10505020<br>10505021<br>10505022 |
|                | <b>Bi-Parting Center Stop</b><br>CSPD, CSFD, WSPD, WSFD  | BG<br>WH<br>BK            | 10505010<br>10505011<br>10505012 |
|                | <b>Shade Retention Plunger – Part A</b><br>UCA   | BG<br>WH<br>BZ            | 10501440<br>10501441<br>10501442 |
|                | <b>Shade Retention Plunger – Part A</b><br>DG  | BG<br>WH<br>BZ            | 10501437<br>10501438<br>10501439 |
|              | <b>Shade Retention Plunger – Part B</b><br>UCA and DG  | BG<br>WH<br>BZ            | 10501443<br>10501444<br>10501445 |
|              | <b>Leaf Spring</b><br>UCA and DG   |                           | 11868835                         |
| <br>RH Shown | <b>Corner Key, Lower</b><br>UCA, UDH and DG<br><i>includes:</i><br>2 – #6-18 x 1/4" Phillips pan head screws<br>(02056061) | LH<br>RH                  | 10501458<br>10501457             |
| <br>LH Shown | <b>Corner Key, Upper</b><br>UCA, UDH and DG<br><i>includes:</i><br>2 – #6-18 x 1/4" Phillips pan head screws<br>(02056061) | LH<br>RH                  | 10501455<br>10501456             |

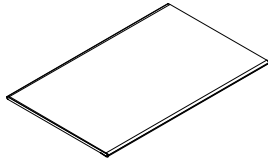
| ILLUSTRATION<br>NOT TO SCALE  | DESCRIPTION  | OPERATOR/<br>COLOR/LENGTH            | PART NO.                         |
|---|--|--------------------------------------|----------------------------------|
|    | <b>Spring, Shade Cartridge</b><br>3/16" x 1"   |                                      | 10501461                         |
|    | <b>Spring, Shade Cartridge</b><br>3/16" x 2 1/2"   |                                      | 10501435                         |
|    | <b>Spring, Shade Cartridge</b><br>1/4" x 2 1/2"<br>NOTE: Used on shade surrounds with an OM width greater than 50 3/16". |                                      | 10501436                         |
|    | <b>Single Jack Chain</b>   | 5" (127)                             | 10840122                         |
|    | <b>Slide Tensioner</b>   |                                      | 10501404                         |
|    | <b>Retainer Clip</b><br>Swinging Doors<br>includes:<br>2 - #6 x 5/8" flat head screws (11800519)                         |                                      | 10501433                         |
|   | <b>Mounting Screw, Shade Surround</b><br>Swinging Doors  |                                      | 11806112                         |
|  | <b>Guide Track, with adhesive tape</b><br>V2277<br>Swinging Doors<br>UCA/DG (Stiles)                                     | <u>120" (3048)</u><br>BG<br>WH<br>BK | 15364199<br>15364299<br>15364399 |
|   | <b>Guide Track, without adhesive tape</b><br>V2277<br>UCA/DG (Rails)   | <u>66" (1676)</u><br>BG<br>WH<br>BK  | 15364472<br>15364572<br>15364672 |
|   |  | <u>120" (3048)</u><br>BG<br>WH<br>BK | 15364499<br>15364599<br>15364699 |
|  | <b>Shade Guide</b><br>UDH<br>Uses:<br>1 - #6 x 3/8" Phillips pan head screw<br>(Black - 11800659)                        |                                      | 10501459                         |
|  | <b>Fastening Screw for Shade corners</b><br>#6 x 1/4" Phillips pan head screw<br><br>UCA,DH and DG                       |                                      | 02056061                         |

| ILLUSTRATION<br>NOT TO SCALE  | DESCRIPTION   | OPERATOR/<br>COLOR/LENGTH   | PART NO.   |
|---|---|---|--|
|    | <b>Sill Extension, Retrofit</b><br>A3078<br>Sliding Doors                       | $192''$ (4877)<br>Almond<br>BZ  | 18920300<br>18920305   |
|    | <b>Sill Extension, Retrofit</b><br>A3079<br>Sliding Doors                       | $192''$ (1981)<br>Almond<br>BZ  | 18920415<br>18920420   |
|    | <b>Head/Jamb Cover Receiver</b><br>W12611<br>Sliding Doors                      | <u>Pine</u><br>78 7/8'' (2003)<br>79 3/8'' (2016)<br>83 3/8'' (2117)<br>92 7/8'' (2359)<br>59 7/32'' (1504)<br>71 7/32'' (1809)<br>95 7/32'' (2419)<br>109 5/16'' (2777)<br>117 19/32'' (2987)<br>141 19/32'' (3597)<br>145 5/16'' (3691)<br>189 19/32'' (4816) | 71212366<br>71212368<br>71212370<br>71212380<br>71212350<br>71212360<br>71212381<br>71212390<br>71212310<br>71212312<br>71212313<br>71212316 |
|  | <b>Pull Bar Screw</b><br>#6 x .25 Flat head screw<br><br>Used for all Pull Bars | White<br>Dark Bronze<br>Beige   | 11800697<br>11800698<br>11800699   |

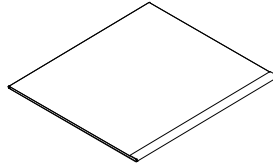
**RETRO FIT DRILL JIG KITS**

| <b>ILLUSTRATION</b><br><i>NOT TO SCALE</i>   | <b>DESCRIPTION</b>  | <b>OPERATOR/<br/>                 COLOR/LENGTH</b> | <b>PART NO.</b> |
|--|---|--|-----------------|
|   | <p><b>DG</b><br/> <i>Includes:</i><br/>                     Direct Glaze Retro Fit Drill Jig<br/>                     Direct Glaze Retro Fit Instruction</p>  |  | 11856424        |
|   | <p><b>1 3/4" Swinging Door</b><br/> <i>Includes:</i><br/>                     1 3/4" Swinging Door Shade Retro Fit Drill fixture<br/>                     Swinging Door Retro Fit Instruction</p>   |  | 11856425        |
|   | <p><b>2 1/4" Swinging Door<br/>                     or 1 3/4" Swinging Door IZ4</b><br/> <i>Includes:</i><br/>                     2 1/4" and 1 3/4" IZ4 Swinging Door Retro Fit Drill fixture<br/>                     Swinging Door Retro Fit Instruction</p> |  | 11856426        |
|  | <p><b>2 1/4" Swinging Door - IZ4</b><br/> <i>Includes:</i><br/>                     2 1/4" IZ4 Swinging Door Retro Fit Drill fixture<br/>                     Swinging Door Retro Fit Instruction</p>   |  | 11856427        |

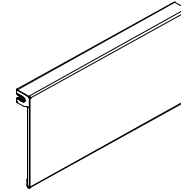
**WOOD WRAP PARTS**



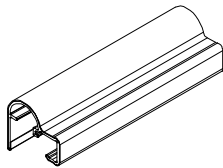
C0108 – Stack Cover,  
Short, Wood Wrap  
UCA, UDH, CUDH-NG,  
DG, Swinging Door



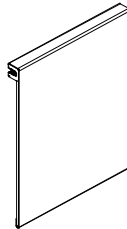
C0107 – Stack Cover,  
Tall, Wood Wrap  
UCA, DG, Swinging Door



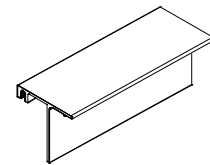
C0145 – Header Cover,  
Wood Wrap  
Sliding Doors



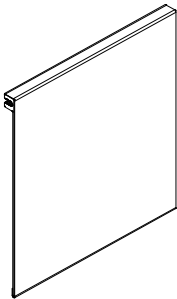
C0103 – Pull Bar  
Wood Wrap  
UCA, DG, Swinging Door  
UDH, CUDH-NG



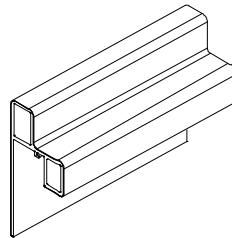
C0142 – Fabric Cover,  
Wood Wrap  
Sliding Doors



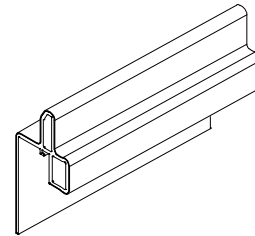
C0147 – Locking Jamb  
Cover, Wood Wrap  
Sliding Doors



C0151 – Fabric Cover Blackout,  
Wood Wrap  
Sliding Doors



C0149 – Primary Pull Bar,  
Wood Wrap  
Sliding Doors



C0150 – Secondary Pull Bar,  
Wood Wrap  
Sliding Doors

**TO ORDER:**

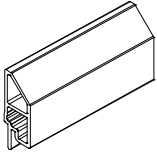
Order through Configured Parts in OMS.



---

---

**ALUMINUM PARTS**



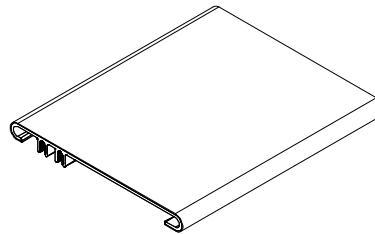
A2943 – Sill Cover  
Sliding Doors

**TO ORDER:**

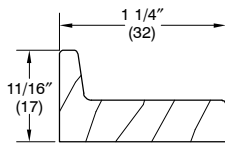
Order through Configured Parts in OMS.

**WOOD AND WOOD WRAP REPLACEMENT PARTS  
 TO ORDER SPECIFY:**

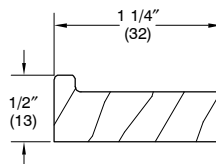
1. Length (and or);
2. Unit size.



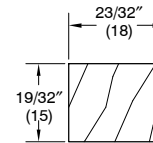
C0109 – Pocket Cover  
 Wood Wrap  
 Sliding Door



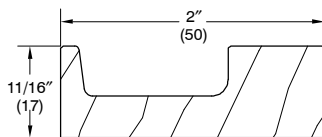
W12233 – Header  
 Shade Receiver  
 UDH, UDH-NG,  
 UDHM Products



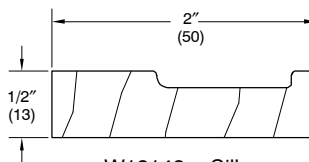
W12232 – Sill  
 Shade Receiver  
 UDH, UDH-NG,  
 UDHM Products



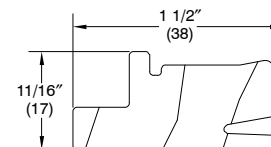
W12211 – Jamb Filler  
 UDH-NG Products  
 (retractable screen only)



W12143 – Header  
 Wood Receiver  
 UDH-NG Products  
 (retractable screen only)



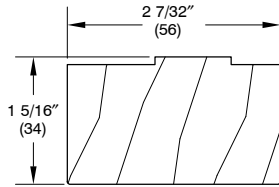
W12142 – Sill  
 Wood Receiver  
 UDH-NG Products  
 (retractable screen only)



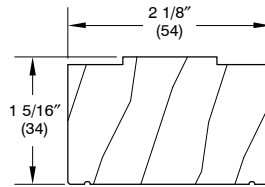
W11857 – Head  
 Guide Cover  
 SFD and SPD Products

**WOOD MULL EXTENSIONS – INTERIOR SHADES  
TO ORDER:**

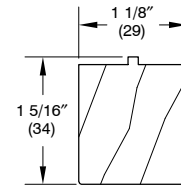
- length;



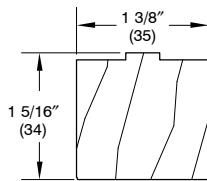
W12250 – Mull Extension,  
Horizontal  
CUDH and CUDHM



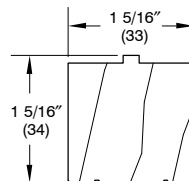
W12248 – Mull Extension  
Horizontal  
UDH-NG



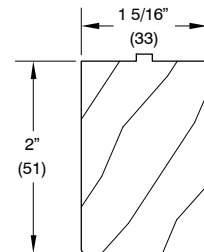
W12247 – Mull Extension  
Horizontal  
WUDH and WUDHM



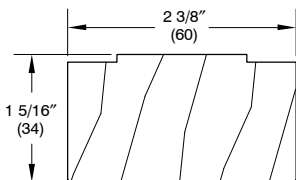
W12246 – Mull Extension  
UDH and UDHM



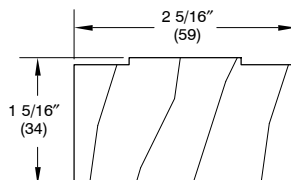
W12175 – Mull Extension  
UDH-NG



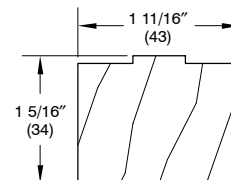
W12331 – Mull Extension  
UDH-NG and USH-NG  
Use when there is shade and  
retractable screen



W12260 – 1" Mull Extension  
UDH and UDHM



W12256 – 1" Mull Extension  
UDH-NG



W12255 – 3/8" Mull Extension  
UDH-NG

| Mull Extensions by Product and Mull Type |                  |                               |                               |
|--|------------------|-------------------------------|-------------------------------|
| Unit                                     | Mull Orientation | Std Mull                      | 3/8" Mull                     |
| CUDHT over CUDH,CUDHMT over CUDHM        | Horizontal       | W12250                        | 1 1/4" jamb extension on mull |
| CUDH, CUDHM                              | Vertical         | W12246                        | 1 1/4" jamb extension on mull |
| WUDHT over WUDH, WUDHMT over WUDHM       | Horizontal       | W12247                        | 1 1/4" jamb extension on mull |
| WUDH, WUDHM                              | Vertical         | W12246                        | 1 1/4" jamb extension on mull |
| CUDHT-NG over CUDH-NG                    | Horizontal       | W12248                        | 1 1/4" jamb extension on mull |
| CUDH-NG                                  | Vertical         | W12175                        | W12255                        |
| CUDH-NG w/Retractable Screen             | Vertical         | W12331                        | 2" jamb extension on mull     |
| CUDH-NG w/Retractable Screen             | Horizontal       | 2" jamb extension on mull     | 2" jamb extension on mull     |
| CDG over CUDH or CUDHM                   | Horizontal       | 1 1/4" jamb extension on mull | 1 1/4" jamb extension on mull |
| DG to UDH or UDHM                        | Vertical         | 1 1/4" jamb extension on mull | 1 1/4" jamb extension on mull |
| WDG over WUDH or WUDHM                   | Horizontal       | 1 1/4" jamb extension on mull | 1 1/4" jamb extension on mull |
| CDG over CUDH-NG                         | Horizontal       | 1 1/4" jamb extension on mull | 1 1/4" jamb extension on mull |
| UDH over DG                              | Horizontal       | 1 1/4" jamb extension on mull | 1 1/4" jamb extension on mull |
| CUDH-NG over DG                          | Horizontal       | 1 1/4" jamb extension on mull | 1 1/4" jamb extension on mull |

| Mull Extensions by Product and Mull Type |                  |                               |                               |
|--|------------------|-------------------------------|-------------------------------|
| Unit                                     | Mull Orientation | 1" Mull                       | 2" Mull                       |
| CUDHT over CUDH,CUDHMT over CUDHM        | Horizontal       | 1 1/4" jamb extension on mull | 1 1/4" jamb extension on mull |
| CUDH, CUDHM                              | Vertical         | W12260                        | 1 1/4" jamb extension on mull |
| WUDHT over WUDH, WUDHMT over WUDHM       | Horizontal       | 1 1/4" jamb extension on mull | 1 1/4" jamb extension on mull |
| WUDH, WUDHM                              | Vertical         | W12260                        | 1 1/4" jamb extension on mull |
| CUDHT-NG over CUDH-NG                    | Horizontal       | 1 1/4" jamb extension on mull | 1 1/4" jamb extension on mull |
| CUDH-NG                                  | Vertical         | W12256                        | 1 1/4" jamb extension on mull |
| CUDH-NG w/Retractable Screen             | Vertical         | 2" jamb extension on mull     | 2" jamb extension on mull     |
| CUDH-NG w/Retractable Screen             | Horizontal       | 2" jamb extension on mull     | 2" jamb extension on mull     |
| CDG over CUDH or CUDHM                   | Horizontal       | 1 1/4" jamb extension on mull | 1 1/4" jamb extension on mull |
| DG to UDH or UDHM                        | Vertical         | 1 1/4" jamb extension on mull | 1 1/4" jamb extension on mull |
| WDG over WUDH or WUDHM                   | Horizontal       | 1 1/4" jamb extension on mull | 1 1/4" jamb extension on mull |
| CDG over CUDH-NG                         | Horizontal       | 1 1/4" jamb extension on mull | 1 1/4" jamb extension on mull |
| UDH over DG                              | Horizontal       | 1 1/4" jamb extension on mull | 1 1/4" jamb extension on mull |
| CUDH-NG over DG                          | Horizontal       | 1 1/4" jamb extension on mull | 1 1/4" jamb extension on mull |

| Mull Extensions by Product and Mull Type |                  |                               |                               |
|--|------------------|-------------------------------|-------------------------------|
| Unit                                     | Mull Orientation | 3" Space Mull                 | 4" Space Mull                 |
| CUDHT over CUDH,CUDHMT over CUDHM        | Horizontal       | 1 1/4" jamb extension on mull | 1 1/4" jamb extension on mull |
| CUDH, CUDHM                              | Vertical         | 1 1/4" jamb extension on mull | 1 1/4" jamb extension on mull |
| WUDHT over WUDH, WUDHMT over WUDHM       | Horizontal       | 1 1/4" jamb extension on mull | 1 1/4" jamb extension on mull |
| WUDH, WUDHM                              | Vertical         | 1 1/4" jamb extension on mull | 1 1/4" jamb extension on mull |
| CUDHT-NG over CUDH-NG                    | Horizontal       | 1 1/4" jamb extension on mull | 1 1/4" jamb extension on mull |
| CUDH-NG                                  | Vertical         | 1 1/4" jamb extension on mull | 1 1/4" jamb extension on mull |
| CUDH-NG w/Retractable Screen             | Vertical         | 2" jamb extension on mull     | 2" jamb extension on mull     |
| CUDH-NG w/Retractable Screen             | Horizontal       | 2" jamb extension on mull     | 2" jamb extension on mull     |
| CDG over CUDH or CUDHM                   | Horizontal       | 1 1/4" jamb extension on mull | 1 1/4" jamb extension on mull |
| DG to UDH or UDHM                        | Vertical         | 1 1/4" jamb extension on mull | 1 1/4" jamb extension on mull |
| WDG over WUDH or WUDHM                   | Horizontal       | 1 1/4" jamb extension on mull | 1 1/4" jamb extension on mull |
| CDG over CUDH-NG                         | Horizontal       | 1 1/4" jamb extension on mull | 1 1/4" jamb extension on mull |
| UDH over DG                              | Horizontal       | 1 1/4" jamb extension on mull | 1 1/4" jamb extension on mull |
| CUDH-NG over DG                          | Horizontal       | 1 1/4" jamb extension on mull | 1 1/4" jamb extension on mull |

# MULL EXTENSIONS

| Mull Extensions by Product and Mull Type |                  |                               |                               |
|--|------------------|-------------------------------|-------------------------------|
| Unit                                     | Mull Orientation | 6" Space Mull                 | Special Width Mull            |
| CUDHT over CUDH,CUDHMT over CUDHM        | Horizontal       | 1 1/4" jamb extension on mull | 1 1/4" jamb extension on mull |
| CUDH, CUDHM                              | Vertical         | 1 1/4" jamb extension on mull | 1 1/4" jamb extension on mull |
| WUDHT over WUDH, WUDHMT over WUDHM       | Horizontal       | 1 1/4" jamb extension on mull | 1 1/4" jamb extension on mull |
| WUDH, WUDHM                              | Vertical         | 1 1/4" jamb extension on mull | 1 1/4" jamb extension on mull |
| CUDHT-NG over CUDH-NG                    | Horizontal       | 1 1/4" jamb extension on mull | 1 1/4" jamb extension on mull |
| CUDH-NG                                  | Vertical         | 1 1/4" jamb extension on mull | 1 1/4" jamb extension on mull |
| CUDH-NG w/Retractable Screen             | Vertical         | 2" jamb extension on mull     | 2" jamb extension on mull     |
| CUDH-NG w/Retractable Screen             | Horizontal       | 2" jamb extension on mull     | 2" jamb extension on mull     |
| CDG over CUDH or CUDHM                   | Horizontal       | 1 1/4" jamb extension on mull | 1 1/4" jamb extension on mull |
| DG to UDH or UDHM                        | Vertical         | 1 1/4" jamb extension on mull | 1 1/4" jamb extension on mull |
| WDG over WUDH or WUDHM                   | Horizontal       | 1 1/4" jamb extension on mull | 1 1/4" jamb extension on mull |
| CDG over CUDH-NG                         | Horizontal       | 1 1/4" jamb extension on mull | 1 1/4" jamb extension on mull |
| UDH over DG                              | Horizontal       | 1 1/4" jamb extension on mull | 1 1/4" jamb extension on mull |
| CUDH-NG over DG                          | Horizontal       | 1 1/4" jamb extension on mull | 1 1/4" jamb extension on mull |

| Mull Extensions by Product and Mull Type |                  |  |
|--|------------------|--|
| Unit                                     | Mull Orientation | Stud Pocket Mull                         |
| CUDHT over CUDH,CUDHMT over CUDHM        | Horizontal       | same jamb extension on mull as perimeter |
| CUDH, CUDHM                              | Vertical         | same jamb extension on mull as perimeter |
| WUDHT over WUDH, WUDHMT over WUDHM       | Horizontal       | same jamb extension on mull as perimeter |
| WUDH, WUDHM                              | Vertical         | same jamb extension on mull as perimeter |
| CUDHT-NG over CUDH-NG                    | Horizontal       | same jamb extension on mull as perimeter |
| CUDH-NG                                  | Vertical         | same jamb extension on mull as perimeter |
| CUDH-NG w/Retractable Screen             | Vertical         | same jamb extension on mull as perimeter |
| CUDH-NG w/Retractable Screen             | Horizontal       | same jamb extension on mull as perimeter |
| CDG over CUDH or CUDHM                   | Horizontal       | same jamb extension on mull as perimeter |
| DG to UDH or UDHM                        | Vertical         | same jamb extension on mull as perimeter |
| WDG over WUDH or WUDHM                   | Horizontal       | same jamb extension on mull as perimeter |
| CDG over CUDH-NG                         | Horizontal       | same jamb extension on mull as perimeter |
| UDH over DG                              | Horizontal       | same jamb extension on mull as perimeter |
| CUDH-NG over DG                          | Horizontal       | same jamb extension on mull as perimeter |

When ordering replacement surrounds and screens, specify:

1. Original order number;
2. Unit type;
3. wood species;
4. finish;
5. fabric color
6. size; – If there is no existing surround from which to obtain the measurements of the surround or screen insert, determine the size by using measurement conversion chart below. The daylight opening is the measurement of the visible glass.

| <b>UCA Shade Surround</b>               | <b>Width</b>   | <b>Height</b>   |
|---|----------------|-----------------|
| Frame OM to Surround OM                 | -4 5/16" (110) | -4 29/32" (125) |
| <b>UCA Shade Surround Screen Insert</b> | <b>Width</b>   | <b>Height</b>   |
| Frame OM to Screen Insert OM            | -5 5/8" (143)  | -6 7/32" (158)  |

| <b>DG Rectangle Shade Surround – Interior Mount 5/4</b> | <b>Width</b>   | <b>Height</b>  |
|---|----------------|----------------|
| Frame OM to Surround OM                                 | -2 9/32" (56)  | -2 9/32" (56)  |
| <b>DG Rectangle Shade Surround – Interior Mount 4/4</b> | <b>Width</b>   | <b>Height</b>  |
| Frame OM to Surround OM                                 | -1 15/32" (37) | -1 15/32" (37) |


| <b>Swinging Door, Side Lite and Transom Shade Surround</b> | <b>Width</b> | <b>Height</b>  |
|--|--------------|----------------|
| Daylight Opening to Shade Surround                         | +2 3/4" (70) | +2 15/16" (75) |

| <b>CUDH – NG</b>              | <b>Width</b>   | <b>Height</b>  |
|-------------------------------|----------------|----------------|
| Frame OM to Shade Surround OM | -1 13/32" (36) | -3 1/32" (77)  |
| <b>CUDH and CUDHM</b>         | <b>Width</b>   | <b>Height</b>  |
| Frame OM to Shade Surround OM | -1 15/32" (37) | -3 1/8" (79)   |
| <b>WUDH and WUDHM</b>         | <b>Width</b>   | <b>Height</b>  |
| Frame OM to Shade Surround OM | -1 15/32" (37) | -2 11/16" (68) |
| <b>WUDHT and WUDHTM</b>       | <b>Width</b>   | <b>Height</b>  |
| Frame OM to Shade Surround OM | -1 15/32" (37) | -2 3/32" (53)  |

## ORDERING REPLACEMENT INTEGRATED INTERIOR SHADE SYSTEM FOR SLIDING DOORS

To order replacement Integrated Interior Shade System specify:

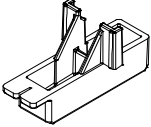

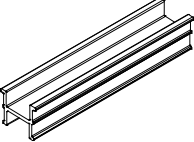
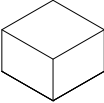
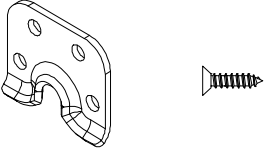
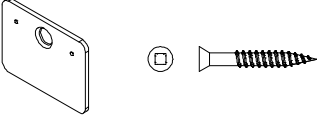
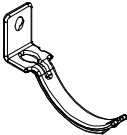


1. Original order number;
2. Call number;
3. OM of panel;
4. daylight opening;
5. handing;
6. wood species;
7. finish
8. fabric color



**TO ORDER OBSOLETE REPLACEMENT PARTS**

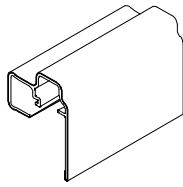
When ordering Interior Shade replacement parts specify:

1. type of unit;
2. part number;
3. description;
4. color.

| ILLUSTRATION<br><i>NOT TO SCALE</i>   | DESCRIPTION   | OPERATOR/<br>COLOR/LENGTH     | PART NO.             |
|---|---|-------------------------------|----------------------|
|    | <b>Pull Bar End Cap</b><br>Sliding Door<br>Usage: Pre Oct 2016 units only   | BG<br>BZ                      | 10501451<br>10501452 |
|    | <b>Magnetic Catch, Pull Bar</b><br>Sliding Door<br>Usage: Pre Oct 2016 units only   | BG                            | 11860339             |
|    | <b>Guide Track</b><br>V2323<br>Sliding Doors<br>Usage: Pre Oct 2016 units only  | <u>96" (2438)</u><br>BG<br>BK | 15980096<br>15980196 |
|   | <b>Gasket, Header Guide</b><br>Sliding Doors<br>Usage: Pre Oct 2016 units only  |                               | 10150240             |
|  | <b>Extension Bracket, Locking Stile</b><br>Sliding Doors<br>Usage: Pre Oct 2016 units only  |                               | 10501433             |
|  | <b>Magnetic Strike Plate</b><br>Sliding Doors<br>Usage: Pre Oct 2016 units only   | Silver<br>BZ                  | 10815200<br>10815193 |
|  | <b>Cord Tensioner</b><br>Sliding Doors<br>Usage: Pre Oct 2016 units only<br><i>Uses:</i><br>1 - #6 x 1" Flat head head screw<br>(Beige - 11800630, Bronze - 11800613) | Beige<br>BZ                   | 11860428<br>11860429 |
|  | <b>Quarter Turn Connector</b><br>Sliding Doors<br>Usage: Pre Oct 2016 units only  |                               | 11860334             |
|  | <b>Terminal Ring</b><br>Sliding Door<br>Usage: Pre Oct 2016 units only<br>NOTE: Used when replacing end caps.   | BG                            | 10501432             |

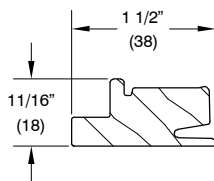


**OBSOLETE WOOD WRAP PARTS**

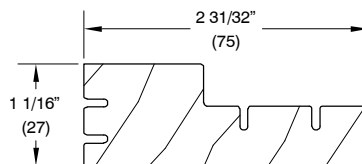


C0121 – Pull Bar  
 Wood Wrap  
 Sliding Door  
 Pre 2016 units only

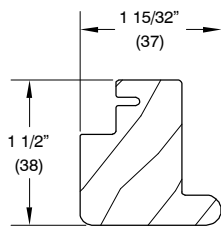
**OBSOLETE WOOD PARTS**



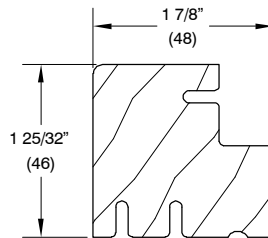
W11857 – Header  
 Guide Cover  
 Sliding Door



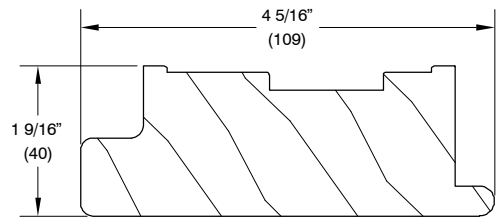
W11907 – Meeting  
 Stile Extension  
 Sliding Door



W12006 – Center  
 Jamb Extension  
 Modified 1 Wide  
 Sliding Door

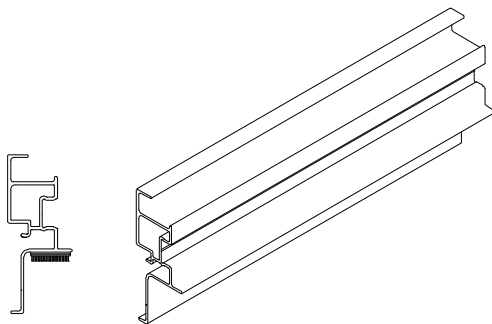


W11908 – Stat Jamb  
 Extension Connector Prep  
 Sliding Door



W11905 – Passive  
 Stile Extension  
 Sliding Door

**OBSOLETE ALUMINUM PARTS**



A2470  
 Header Guide  
 Sliding Patio Door