

# GRILLES, MUNTS, BEADS & FILLERS

## Table of Contents

	<b>PAGE</b>
Clad Glazing Systems .....	2
Wood Glazing Beads .....	6
Obsolete – Grille Tacks .....	10

**GRILLES, MUNTS, BEADS & FILLERS SECTION  
INFORMATION IS INCOMPLETE.**

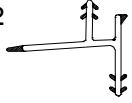
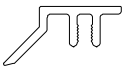
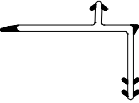
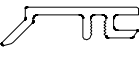
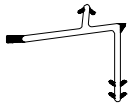
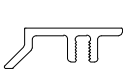

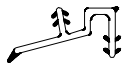
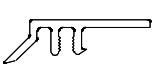
**COMPLETE INFORMATION  
WILL BE ADDED WHEN AVAILABLE.**

**ATTENTION:**

- Specification and technical data are subject to change without notice.
- Numbers listed in parentheses ( ) are metric equivalents in millimeters rounded to the nearest whole number.

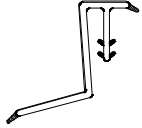
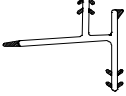
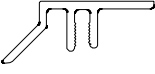
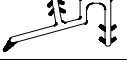
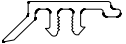

# CLAD GLAZING SYSTEMS

Components are sold in 12' 6" lengths unless noted otherwise. When ordering, specify part number and quantity.

Product Type	Glazing Type	Profile & Number (Not to scale)	Color	Part Number
CCM, CAWN	3/4"	V902 	BG	15666999
		A169 	AR BN PB BZ EG SW	18605099 18605199 18605299 18605399 18605499 18800020
CCMP	1"	V903 	BG	15968599
		A184 	AR BN PB BZ EG	18604900 18604910 18604920 18604930 18604940
CCM, CAWN	Tripane	V831 	BG	15969799
		A1197 	AR BN PB BZ EG SW	18603100 18603110 18603120 18603130 18603140 18603150
CDH, CSH, CDHTP	3/4"	V535 	AR BN PB BZ SW	15991699 15991399 15991499 15991599 15991799
CDH, CSH, CDHTP	9/16"	V901 	BG	15991199
		A174 	AR BN PB BZ EG SW	18606599 18606699 18606799 18606899 18606999 18800140

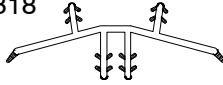
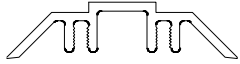
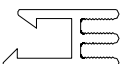
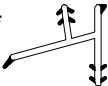

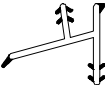
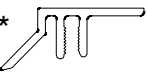
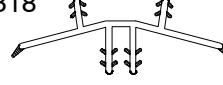
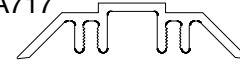
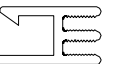
# CLAD GLAZING SYSTEMS

Components are sold in 12' 6" lengths unless noted otherwise. When ordering, specify part number and quantity.

Product Type	Glazing Type	Profile & Number (Not to scale)	Color	Part Number
CDH, CSH, CDHTP	Single Glaze	V789 	AR	15980997
			BN	15980998
			PB	15900999
			BZ	15910998
CMDH, CMDHTP, CMSH	9/16"	V902 	BG	15666999
		A178 	AR	18607099
	PB		18607299	
	BZ		18607399	
	EG		18607499	
	CGL	9/16"	V901 	BG
A186 				AR
		BN	18606199	
		PB	18606299	
		BZ	18606399	
CGL		3/4"	V644 	AR
	BN			15986999
	PB			15987999
	BZ			15988999
	SW			15989499

# CLAD GLAZING SYSTEMS

Components are sold in 12' 6" lengths unless noted otherwise. When ordering, specify part number and quantity.

Product Type	Glazing Type	Profile & Number (Not to scale)	Color	Part Number
CMDH, CMDHTP, CMSH	ADL IG	V318 	BG	15901001 (9' 3")
		A717 	AR PB BZ EG SW	18535599 18535799 18535899 18535999 18535699
	Munt Adapter	A715 	WH	16144099 (13' 2")
CTPD	3/4"	V306*** 	N/A	15901003 (12')
		A173 	AR BN PB BZ EG SW	18394408 18394409 18394410 18394411 18394412 18394418 (13')
COFD	3/4"	V306 	N/A	15901003 (12')
		A172*** 	WH BN PB BZ EG	18394400 18394401 18394402 18394403 18394399
COFD, COFDT	ADL IG	V318 	BG	15901001 (9' 3")
		A717 	WH BN PB BZ EG	No longer available
	Munt Adapter	A715 	WH	16144099 (13' 2")


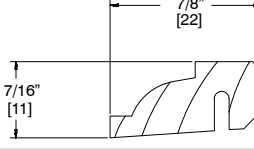
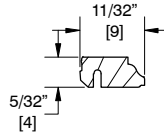
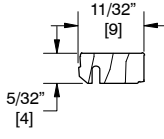
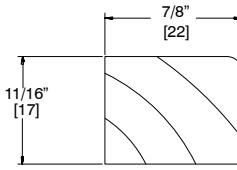
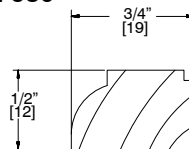
\* Marvin Windows & Doors recommends that W4230 be ordered in pre-fabricated sets. Provide unit call number or actual glass size.

\*\* Specify call number if stock otherwise provide template or order number for custom units.

\*\*\* Needed for reglazing Clad Terrace Door glass.

# CLAD GLAZING SYSTEMS

Components are sold in 12' 6" lengths unless noted otherwise. When ordering, specify part number and quantity.

Product Type	Glazing Type	Profile & Number (Not to scale)	Color	Part Number
CIFD, CUIFD, CIFDT, CUIFDT, CSFDT, CSFD, CUOFD, CSPD	3/4" Int. Glaze	V933 	BG	15996599 (12')
			N/A	W4230*
			N/A	W12227*
			N/A	W11643*
CDG POLY, CDG RT (radius stop**)	1" Int. Glaze	W4160 	N/A	32181299
CCMRT ST (stationary in-sash lineal)  (stationary in-sash radius stop**)	3/4" Int. Glaze or 1" Int. Glaze	W7680** 	N/A	70999896 (8')

\* Marvin Windows & Doors recommends that W4230 be ordered in pre-fabricated sets. Provide unit call number or actual glass size.

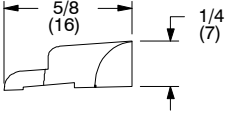
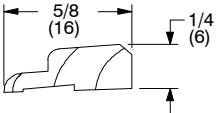
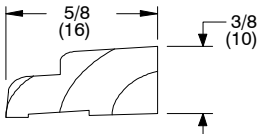
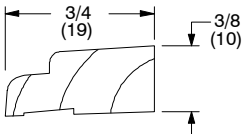
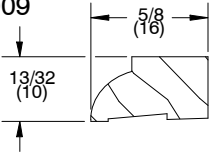
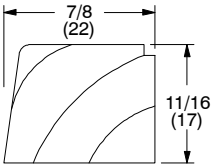
\*\* Specify call number if stock otherwise provide template or order number for custom units.

# WOOD GLAZING BEADS

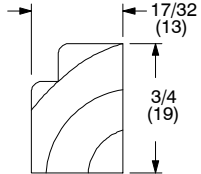
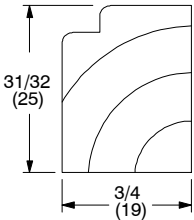
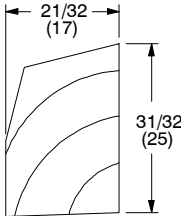
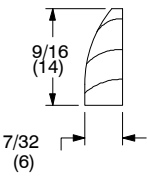
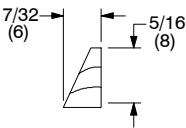
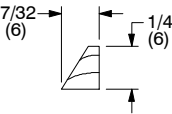
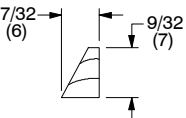
When ordering replacement wood bead specify:

1. profile number;
2. finish;
3. product type;
4. size.
  - a. length
  - b. call number or rough opening
  - c. radius (if applicable – template may be required)

NOTE: Glass dimensions listed are nominal. Glass thickness may vary due to glass size and type.

Profile & Number (Not to scale)	Product Usage List
<p>W4010</p> 	<p><b>1/2" IG</b> Double Hung Glider</p> <p><b>3/4" IG</b> Wood Single Hung Curved Glass</p>
<p>W4011</p> 	<p><b>9/16" IG</b> Double Hung Glider</p>
<p>W4012</p> 	<p>WDH WGL 6/4 Specials</p>
<p>W4013</p> 	<p>Awning 1" Picture unit Casemaster 1" Picture unit</p>
<p>W4009</p> 	<p>WCM, WCM RT, WCM Poly WFCM, WFCM RT, WFCM Poly WUDH, WUDH RT, WUDH Poly WUSH, WUSH RT, WUSH Poly WUDHT, WUDHT RT, WUDHT Poly WUDHP, WUDHP RT, WUDHP Poly WMDH, WMTDH, WMDH RT SDL, WMDH RT IG</p>
<p>W4094</p> 	<p><b>1" IG</b> Magnum Double Hung Picture unit – 2 1/2" sash</p>

# WOOD GLAZING BEADS

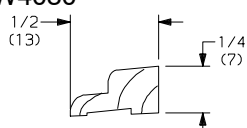
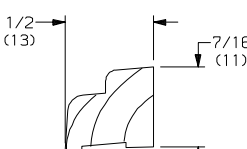
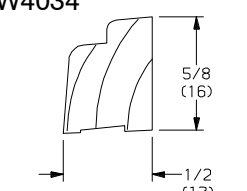
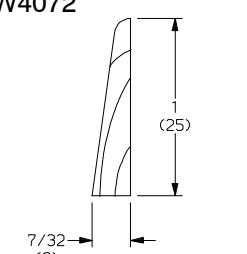
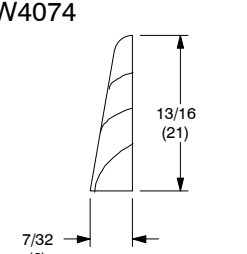
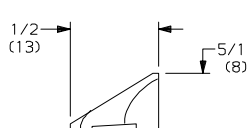
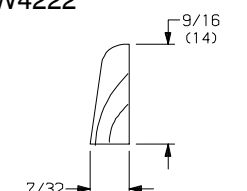
Profile & Number (Not to scale)	Product Usage List
<p>W4102</p> 	<p><b>7/8" IG</b> Magnum Tilt-Turn</p>
<p>W4106</p> 	<p><b>Single Glaze</b> Magnum Tilt-Turn</p>
<p>W4110</p> 	<p><b>1" IG</b> 1" direct glaze Polygon or Round Top units</p>
<p>W4120</p> 	<p><b>Single Glaze</b> French Door Transom Inswing French Door Outswing French Door</p>
<p>W4130</p> 	<p><b>1/8" Single Glaze Putty Profile</b> Magnum Historic Single Hung Magnum Historic Double Hung Magnum Historic Double Hung Picture unit – 1 3/4" sash Magnum Historic Double Hung Transom</p>
<p>W4131</p> 	<p><b>1/4" Single Glaze Putty Profile</b> Magnum Historic Single Hung Magnum Historic Double Hung Magnum Historic Double Hung Picture unit – 1 3/4" sash Magnum Historic Double Hung Transom</p>
<p>W4132</p> 	<p><b>3/16" Single Glaze Putty Profile</b> Magnum Historic Single Hung Magnum Historic Double Hung Magnum Historic Double Hung Picture unit – 1 3/4" sash Magnum Historic Double Hung Transom</p>

# WOOD GLAZING BEADS

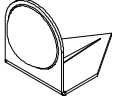
Profile & Number (Not to scale)	Product Usage List
<p>W4140</p>	<p><b>IG Putty Profile</b> Magnum Double Hung</p>
<p>W4142</p>	<p><b>IG Putty Profile</b> Double Hung – 1 3/8" sash</p>
<p>W4230</p>	<p><b>3/4" IG</b> Wood Patio Door Wood Sliding French Door Wood Ultimate French Door Wood Inswing Arch Top French Door (bottom rail and stiles) Wood Outswing Arch Top French Door (bottom rail and stiles) Wood Outswing French Door (with factory finish) Clad Sliding French Door Clad Ultimate French Door</p>
<p>W4232</p>	<p><b>3/4" IG</b> Inswing Arch Top French Door (top rail) Outswing Arch Top French Door (top rail)</p>



# ADL WOOD GLAZING BEADS

Profile & Number (Not to scale)	Product Usage List
<p><b>W4030</b></p> 	<p><b>1/2" IG</b> Double Hung Tilt Pac Glider</p>
<p><b>W4032</b></p> 	<p><b>Single Glaze – with EP</b> Double Hung Tilt Pac Glider</p>
<p><b>W4034</b></p> 	<p><b>Single Glaze – no EP</b> Double Hung Tilt Pac Glider</p>
<p><b>W4072</b></p> 	<p><b>Single Glaze – no EP</b> Magnum Double Hung Magnum Double Hung Picture Unit – 1 3/4" sash Casemaster French Casemaster Round Top Polygon</p>
<p><b>W4074</b></p> 	<p><b>Single Glaze – with EP</b> Magnum Double Hung Picture Unit – 1 3/4" sash Casemaster French Casemaster Round Top Direct Glaze Polygon</p>
<p><b>W4143</b></p> 	<p><b>7/16" IG Putty Profile</b> Double Hung Tilt Pac</p>
<p><b>W4222</b></p> 	<p><b>Single Glaze – with EP</b> Round Top Casemaster French Casemaster Polygon</p>

# OBSOLETE GRILLE TACKS

ILLUSTRATION <i>NOT TO SCALE</i>	DESCRIPTION	PART NUMBER
	<b>Grille Tack, Sash</b> Windows	11860426
	<b>Grille Tack, Glazing</b> Doors	11860427