

# Wood Ultimate Casement Round Top

Unit Features.....	1
Egress and Vent Openings Measurements - RT2 Full and Replacement Frame .....	2
Standard Size Chart- Operable RT2 Full and Replacement Frame.....	3
Egress and Vent Openings Measurements - RT6 Full and Replacement Frame .....	5
Standard Size Chart - Operable RT6 Full and Replacement Frame.....	7
Egress and Vent Openings Measurements - RT9 and RT10 Full and Replacement Frame .....	10
Standard Size Chart- Operable RT9 and RT10 Full and Replacement Frame .....	11
Egress and Vent Openings Measurements - RT21 and RT22 Full and Replacement Frame .....	13
Standard Sizes Chart - Operable RT21 and RT22 Full and Replacement Frame .....	15
Standard Sizes Chart - RT1 Stationary Units as Transoms Full and Replacement Frame.....	18
Standard Sizes Chart - RT6 Stationary Units as Transoms Full and Replacement Frame.....	19
Standard Sizes Chart - RT29, RT15 and RT16 Stationary Units as Transoms Full and Replacement Frame .....	21
Standard Sizes Chart - RT27 and RT28 Stationary Units as Transoms Full and Replacement Frame.....	22
Shapes Available.....	23
Shapes Available - Operator .....	24
Round Top Terminology.....	25
Minimum and Maximum Guidelines, Certified Sizes and Ratings - Full Frame .....	26
Impact Zone 3 - Minimum and Maximum Guidelines, Certified Sizes and Ratings.....	27
Minimum and Maximum Guidelines, Certified Sizes and Ratings - Replacement Frame .....	28
Measurement Conversions .....	29
Field Measurement for Replacement Units .....	30
Section Details: Operating/Stationary - Casement RT - 3/4" IG.....	31
Section Details: Operating/Stationary - Casement RT - 1" IG.....	32
Section Details: Operating - Replacement Casement RT .....	33
Section Details: Stationary - Replacement Casement RT.....	34
Section Details: Operating - Replacement Casement RT - DH Frame .....	35
Section Details: Stationary - Replacement Casement RT - DH Frame.....	36
Section Details: Impact Zone 3 .....	37
Section Details: 3/4" IG-Operating - 6 9/16" Jamb.....	38



## Wood Ultimate Casement Round Top

### Unit Features

Wood Ultimate Casement Round Top - WUCART

Wood Ultimate Replacement Casement Round Top - WURCART

Wood Ultimate Replacement Casement Round Top Stationary - WURCARTS

#### Hardware:

- Casement operator includes a crank hardware system that allows the window to open to a full 90 degrees with a minimal reduction of egress net clear opening. Single are operators, steel coated with E-Gard™. Operation force at handle is 5 lbs. or less.
- The butt hinges that are used do not allow for wash-mode feature.
  - Colors: White, Beige, Black and Brushed Stainless Steel.
- Folding handles are standard. Colors: Satin Taupe (painted), Bronze (painted), White (painted), Matte Black (painted), Oil Rubbed Bronze (plated), Brass (plated), Satin Nickel (plated), Antique Brass (plated), and Satin Chrome (plated).
- Locks used are concealed multi-point sequential system. Stainless steel packages are also available.
  - Factory installed Window Opening Control Device (WOCD)
    - The standard operation of the WOCD shall limit the operation on the sash to an opening of 4" or less. The tether shall be able to detach from the lock housing by a two step function actuation to allow normal operation of the unit. The tether shall be able to re-engage when the unit is fully closed.
    - Hardware meets the ASTM F2090-17.
    - Minimum operable unit size 28" (711) x 26 1/8" (664) –spring line height lock side.
    - Maximum operable unit size 40" (1016) x 92" (2337) – unit size width is greater than 36".
    - Maximum operable unit size 36" (914) x 96 1/8" (2442) – unit size width is less than or equal to 36".
    - Height measurements include subsill.
    - Not available on WUCART RT7 or RT8 shapes due to no spring line straight jamb on lock side.
    - WOCD locking assembly: Factory installed. Die cast.
    - Colors: Satin Taupe (painted), Bronze (painted), White (painted), Matte Black (painted), Oil Rubbed Bronze (plated), Brass (plated), Satin Nickel (plated), Antique Brass (plated), and Satin Chrome (plated).
    - WOCD tether assembly: Factory installed. Glass filled nylon. Coated with E-Gard colors to match.

# Wood Ultimate Casement Round Top

## Egress and Vent Openings Measurements - RT2 Full and Replacement Frame

CN	Clear Opening Width		Clear Opening Height		Egress Opening			Vent Opening	
	ft - in	mm	ft - in	mm	ft <sup>2</sup>	m <sup>2</sup>	E	ft <sup>2</sup>	m <sup>2</sup>
2444	1-6 29/64	(469)	2-4 1/2	(724)	3.65	(0.34)		4.52	(0.42)
2448	1-6 29/64	(469)	2-8 1/2	(825)	4.16	(0.39)		5.03	(0.47)
2454	1-6 29/64	(469)	3-2 1/2	(978)	4.93	(0.46)		5.80	(0.54)
2456	1-6 29/64	(469)	3-4 1/2	(1029)	5.19	(0.48)		6.06	(0.56)
2460	1-6 29/64	(469)	3-8 1/2	(1130)	5.70	(0.53)		6.57	(0.61)
2464	1-6 29/64	(469)	4-0 1/2	(1232)	6.22	(0.58)		7.08	(0.66)
2472 T	1-6 29/64	(469)	4-8 1/2	(1435)	7.24	(0.67)		8.11	(0.75)
2478 T	1-6 29/64	(469)	5-2 1/2	(1587)	8.01	(0.74)		8.88	(0.82)
2484 T	1-6 29/64	(469)	5-8 1/2	(1740)	8.78	(0.82)		9.64	(0.90)
2492 T	1-6 29/64	(469)	6-4 1/2	(1943)	9.80	(0.91)		10.67	(0.99)
2496 T	1-6 29/64	(469)	6-8 1/2	(2045)	10.32	(0.96)		11.18	(1.04)
2648	1-8 29/64	(520)	2-7 1/2	(800)	4.47	(0.42)		5.55	(0.52)
2654	1-8 29/64	(520)	3-1 1/2	(952)	5.33	(0.49)		6.40	(0.59)
2656	1-8 29/64	(520)	3-3 1/2	(1003)	5.61	(0.52)		6.68	(0.62)
2660	1-8 29/64	(520)	3-7 1/2	(1105)	6.18	(0.57)	E	7.25	(0.67)
2664	1-8 29/64	(520)	3-11 1/2	(1206)	6.75	(0.63)	E	7.82	(0.73)
2672 T	1-8 29/64	(520)	4-7 1/2	(1410)	7.88	(0.73)	E	8.95	(0.83)
2678 T	1-8 29/64	(520)	5-1 1/2	(1562)	8.74	(0.81)	E	9.81	(0.91)
2684 T	1-8 29/64	(520)	5-7 1/2	(1714)	9.59	(0.89)	E	10.66	(0.99)
2692 T	1-8 29/64	(520)	6-3 1/2	(1918)	10.72	(1.00)	E	11.80	(1.10)
2696 T	1-8 29/64	(520)	6-7 1/2	(2019)	11.29	(1.05)	E	12.36	(1.15)
2854	1-10 29/64	(570)	3-0 1/2	(927)	5.69	(0.53)		6.99	(0.65)
2856	1-10 29/64	(570)	3-2 1/2	(978)	6.00	(0.56)	E	7.30	(0.68)
2860	1-10 29/64	(570)	3-6 1/2	(1079)	6.63	(0.62)	E	7.93	(0.74)
2864	1-10 29/64	(570)	3-10 1/2	(1181)	7.25	(0.67)	E	8.55	(0.79)
2872 T	1-10 29/64	(570)	4-6 1/2	(1384)	8.50	(0.79)	E	9.80	(0.91)
2878 T	1-10 29/64	(570)	5-0 1/2	(1537)	9.43	(0.88)	E	10.73	(1.00)
2884 T	1-10 29/64	(570)	5-6 1/2	(1689)	10.37	(0.96)	E	11.67	(1.08)
2892 T	1-10 29/64	(570)	6-2 1/2	(1892)	11.62	(1.08)	E	12.92	(1.20)
2896 T	1-10 29/64	(570)	6-6 1/2	(1994)	12.24	(1.14)	E	13.54	(1.26)
3054	2-0 29/64	(621)	2-11 1/2	(902)	6.03	(0.56)	E	7.58	(0.70)
3056	2-0 29/64	(621)	3-1 1/2	(952)	6.37	(0.59)	E	7.92	(0.74)
3060	2-0 29/64	(621)	3-5 1/2	(1054)	7.05	(0.65)	E	8.60	(0.80)
3064	2-0 29/64	(621)	3-9 1/2	(1156)	7.73	(0.72)	E	9.27	(0.86)
3072 T	2-0 29/64	(621)	4-5 1/2	(1359)	9.08	(0.84)	E	10.63	(0.99)
3078 T	2-0 29/64	(621)	4-11 1/2	(1511)	10.10	(0.94)	E	11.65	(1.08)
3084 T	2-0 29/64	(621)	5-5 1/2	(1664)	11.12	(1.03)	E	12.67	(1.18)
3092 T	2-0 29/64	(621)	6-1 1/2	(1867)	12.48	(1.16)	E	14.03	(1.30)
3096 T	2-0 29/64	(621)	6-5 1/2	(1968)	13.16	(1.22)	E	14.71	(1.37)

CN	Clear Opening Width		Clear Opening Height		Egress Opening			Vent Opening	
	ft - in	mm	ft - in	mm	ft <sup>2</sup>	m <sup>2</sup>	E	ft <sup>2</sup>	m <sup>2</sup>
3256	2-2 29/64	(672)	3-0 1/2	(927)	6.71	(0.62)	E	8.52	(0.79)
3260	2-2 29/64	(672)	3-4 1/2	(1029)	7.44	(0.69)	E	9.26	(0.86)
3264	2-2 29/64	(672)	3-8 1/2	(1130)	8.17	(0.76)	E	9.99	(0.93)
3272 T	2-2 29/64	(672)	4-4 1/2	(1333)	9.64	(0.90)	E	11.46	(1.06)
3278 T	2-2 29/64	(672)	4-10 1/2	(1486)	10.75	(1.00)	E	12.57	(1.17)
3284 T	2-2 29/64	(672)	5-4 1/2	(1638)	11.85	(1.10)	E	13.67	(1.27)
3292 T	2-2 29/64	(672)	6-0 1/2	(1841)	13.32	(1.24)	E	15.14	(1.41)
3296 T	2-2 29/64	(672)	6-4 1/2	(1943)	14.05	(1.31)	E	15.87	(1.47)
3664	2-6 29/64	(774)	3-6 1/2	(1079)	8.99	(0.83)	E	11.41	(1.06)
3672 T	2-6 29/64	(774)	4-2 1/2	(1283)	10.68	(0.99)	E	13.11	(1.22)
3678 T	2-6 29/64	(774)	4-8 1/2	(1435)	11.95	(1.11)	E	14.37	(1.34)
3684 T	2-6 29/64	(774)	5-2 1/2	(1587)	13.22	(1.23)	E	15.64	(1.45)
3692 T	2-6 29/64	(774)	5-10 1/2	(1791)	14.91	(1.39)	E	17.34	(1.61)
3696 T	2-6 29/64	(774)	6-2 1/2	(1892)	15.76	(1.46)	E	18.18	(1.69)
4072 T	2-10 29/64	(875)	4-0 1/2	(1232)	11.60	(1.08)	E	14.72	(1.37)
4078 T	2-10 29/64	(875)	4-6 1/2	(1384)	13.04	(1.21)	E	16.16	(1.50)
4084 T	2-10 29/64	(875)	5-0 1/2	(1537)	14.47	(1.34)	E	17.60	(1.63)
4092 T	2-10 29/64	(875)	5-8 1/2	(1740)	16.39	(1.52)	E	19.51	(1.81)

Standard Size Chart- Operable RT2 Full and Replacement Frame

Standard Casement Unit Measurements for RT2																
CN	Radius	Width						Height								
		Rough Opening		Frame Size		Daylight Opening		Rough Opening		Frame Size (w/subsill)		Daylight Opening (Std Btm Rail)		Daylight Opening (Tall Btm Rail)		
		ft - in	mm	ft - in	mm	ft - in	mm	ft - in	mm	ft - in	mm	ft - in	mm	ft - in	mm	
2444	12	2-1	(635)	2-0	(610)	1-6 3/16	(462)	3-8 9/16	(1132)	3-8 1/16	(1119)	3-1 5/16	(948)	2-11 13/16	(910)	
2448		2-1	(635)	2-0	(610)	1-6 3/16	(462)	4-0 9/16	(1233)	4-0 1/16	(1221)	3-5 5/16	(1049)	3-3 13/16	(1011)	
2454		2-1	(635)	2-0	(610)	1-6 3/16	(462)	4-6 9/16	(1386)	4-6 1/16	(1373)	3-11 5/16	(1202)	3-9 13/16	(1164)	
2456		2-1	(635)	2-0	(610)	1-6 3/16	(462)	4-8 9/16	(1437)	4-8 1/16	(1424)	4-1 5/16	(1253)	3-11 13/16	(1214)	
2460		2-1	(635)	2-0	(610)	1-6 3/16	(462)	5-0 9/16	(1538)	5-0 1/16	(1526)	4-5 5/16	(1354)	4-3 13/16	(1316)	
2464		2-1	(635)	2-0	(610)	1-6 3/16	(462)	5-4 9/16	(1640)	5-4 1/16	(1627)	4-9 5/16	(1456)	4-7 13/16	(1418)	
2472		2-1	(635)	2-0	(610)	1-6 3/16	(462)	6-0 9/16	(1843)	6-0 1/16	(1830)	5-5 5/16	(1659)	5-3 13/16	(1621)	
2478		2-1	(635)	2-0	(610)	1-6 3/16	(462)	6-6 9/16	(1995)	6-6 1/16	(1983)	5-11 5/16	(1811)	5-9 13/16	(1773)	
2484		2-1	(635)	2-0	(610)	1-6 3/16	(462)	7-0 9/16	(2148)	7-0 1/16	(2135)	6-5 5/16	(1964)	6-3 13/16	(1926)	
2492		2-1	(635)	2-0	(610)	1-6 3/16	(462)	7-8 9/16	(2351)	7-8 1/16	(2338)	7-1 5/16	(2167)	6-11 13/16	(2129)	
2496		2-1	(635)	2-0	(610)	1-6 3/16	(462)	8-0 9/16	(2453)	8-0 1/16	(2440)	7-5 5/16	(2269)	7-3 13/16	(2230)	
2648		13	2-3	(686)	2-2	(660)	1-8 3/16	(513)	4-0 9/16	(1233)	4-0 1/16	(1221)	3-5 5/16	(1049)	3-3 13/16	(1011)
2654	2-3		(686)	2-2	(660)	1-8 3/16	(513)	4-6 9/16	(1386)	4-6 1/16	(1373)	3-11 5/16	(1202)	3-9 13/16	(1164)	
2656	2-3		(686)	2-2	(660)	1-8 3/16	(513)	4-8 9/16	(1437)	4-8 1/16	(1424)	4-1 5/16	(1253)	3-11 13/16	(1214)	
2660	2-3		(686)	2-2	(660)	1-8 3/16	(513)	5-0 9/16	(1538)	5-0 1/16	(1526)	4-5 5/16	(1354)	4-3 13/16	(1316)	
2664	2-3		(686)	2-2	(660)	1-8 3/16	(513)	5-4 9/16	(1640)	5-4 1/16	(1627)	4-9 5/16	(1456)	4-7 13/16	(1418)	
2672	2-3		(686)	2-2	(660)	1-8 3/16	(513)	6-0 9/16	(1843)	6-0 1/16	(1830)	5-5 5/16	(1659)	5-3 13/16	(1621)	
2678	2-3		(686)	2-2	(660)	1-8 3/16	(513)	6-6 9/16	(1995)	6-6 1/16	(1983)	5-11 5/16	(1811)	5-9 13/16	(1773)	
2684	2-3		(686)	2-2	(660)	1-8 3/16	(513)	7-0 9/16	(2148)	7-0 1/16	(2135)	6-5 5/16	(1964)	6-3 13/16	(1926)	
2692	2-3		(686)	2-2	(660)	1-8 3/16	(513)	7-8 9/16	(2351)	7-8 1/16	(2338)	7-1 5/16	(2167)	6-11 13/16	(2129)	
2696	2-3		(686)	2-2	(660)	1-8 3/16	(513)	8-0 9/16	(2453)	8-0 1/16	(2440)	7-5 5/16	(2269)	7-3 13/16	(2230)	
2854	14		2-5	(737)	2-4	(711)	1-10 3/16	(564)	4-6 9/16	(1386)	4-6 1/16	(1373)	3-11 5/16	(1202)	3-9 13/16	(1164)
2856			2-5	(737)	2-4	(711)	1-10 3/16	(564)	4-8 9/16	(1437)	4-8 1/16	(1424)	4-1 5/16	(1253)	3-11 13/16	(1214)
2860		2-5	(737)	2-4	(711)	1-10 3/16	(564)	5-0 9/16	(1538)	5-0 1/16	(1526)	4-5 5/16	(1354)	4-3 13/16	(1316)	
2864		2-5	(737)	2-4	(711)	1-10 3/16	(564)	5-4 9/16	(1640)	5-4 1/16	(1627)	4-9 5/16	(1456)	4-7 13/16	(1418)	
2872		2-5	(737)	2-4	(711)	1-10 3/16	(564)	6-0 9/16	(1843)	6-0 1/16	(1830)	5-5 5/16	(1659)	5-3 13/16	(1621)	
2878		2-5	(737)	2-4	(711)	1-10 3/16	(564)	6-6 9/16	(1995)	6-6 1/16	(1983)	5-11 5/16	(1811)	5-9 13/16	(1773)	
2884		2-5	(737)	2-4	(711)	1-10 3/16	(564)	7-0 9/16	(2148)	7-0 1/16	(2135)	6-5 5/16	(1964)	6-3 13/16	(1926)	
2892		2-5	(737)	2-4	(711)	1-10 3/16	(564)	7-8 9/16	(2351)	7-8 1/16	(2338)	7-1 5/16	(2167)	6-11 13/16	(2129)	
2896		2-5	(737)	2-4	(711)	1-10 3/16	(564)	8-0 9/16	(2453)	8-0 1/16	(2440)	7-5 5/16	(2269)	7-3 13/16	(2230)	
3054		15	2-7	(787)	2-6	(762)	2-0 3/16	(614)	4-6 9/16	(1386)	4-6 1/16	(1373)	3-11 5/16	(1202)	3-9 13/16	(1164)
3056			2-7	(787)	2-6	(762)	2-0 3/16	(614)	4-8 9/16	(1437)	4-8 1/16	(1424)	4-1 5/16	(1253)	3-11 13/16	(1214)
3060			2-7	(787)	2-6	(762)	2-0 3/16	(614)	5-0 9/16	(1538)	5-0 1/16	(1526)	4-5 5/16	(1354)	4-3 13/16	(1316)
3064	2-7		(787)	2-6	(762)	2-0 3/16	(614)	5-4 9/16	(1640)	5-4 1/16	(1627)	4-9 5/16	(1456)	4-7 13/16	(1418)	
3072	2-7		(787)	2-6	(762)	2-0 3/16	(614)	6-0 9/16	(1843)	6-0 1/16	(1830)	5-5 5/16	(1659)	5-3 13/16	(1621)	
3078	2-7		(787)	2-6	(762)	2-0 3/16	(614)	6-6 9/16	(1995)	6-6 1/16	(1983)	5-11 5/16	(1811)	5-9 13/16	(1773)	
3084	2-7		(787)	2-6	(762)	2-0 3/16	(614)	7-0 9/16	(2148)	7-0 1/16	(2135)	6-5 5/16	(1964)	6-3 13/16	(1926)	
3092	2-7		(787)	2-6	(762)	2-0 3/16	(614)	7-8 9/16	(2351)	7-8 1/16	(2338)	7-1 5/16	(2167)	6-11 13/16	(2129)	
3096	2-7		(787)	2-6	(762)	2-0 3/16	(614)	8-0 9/16	(2453)	8-0 1/16	(2440)	7-5 5/16	(2269)	7-3 13/16	(2230)	

Standard Size Chart - Operable RT2 Full and Replacement Frame

Standard Casement Unit Measurements for RT2															
		Width						Height							
CN	Radius	Rough Opening		Frame Size		Daylight Opening		Rough Opening		Frame Size (w/subsill)		Daylight Opening (Std Btm Rail)		Daylight Opening (Tall Btm Rail)	
		ft - in	mm	ft - in	mm	ft - in	mm	ft - in	mm	ft - in	mm	ft - in	mm	ft - in	mm
3256	16	2-9	(838)	2-8	(813)	2-2 3/16	(665)	4-8 9/16	(1437)	4-8 1/16	(1424)	4-1 5/16	(1253)	3-11 13/16	(1214)
3260		2-9	(838)	2-8	(813)	2-2 3/16	(665)	5-0 9/16	(1538)	5-0 1/16	(1526)	4-5 5/16	(1354)	4-3 13/16	(1316)
3264		2-9	(838)	2-8	(813)	2-2 3/16	(665)	5-4 9/16	(1640)	5-4 1/16	(1627)	4-9 5/16	(1456)	4-7 13/16	(1418)
3272		2-9	(838)	2-8	(813)	2-2 3/16	(665)	6-0 9/16	(1843)	6-0 1/16	(1830)	5-5 5/16	(1659)	5-3 13/16	(1621)
3278		2-9	(838)	2-8	(813)	2-2 3/16	(665)	6-6 9/16	(1995)	6-6 1/16	(1983)	5-11 5/16	(1811)	5-9 13/16	(1773)
3284		2-9	(838)	2-8	(813)	2-2 3/16	(665)	7-0 9/16	(2148)	7-0 1/16	(2135)	6-5 5/16	(1964)	6-3 13/16	(1926)
3292		2-9	(838)	2-8	(813)	2-2 3/16	(665)	7-8 9/16	(2351)	7-8 1/16	(2338)	7-1 5/16	(2167)	6-11 13/16	(2129)
3296		2-9	(838)	2-8	(813)	2-2 3/16	(665)	8-0 9/16	(2453)	8-0 1/16	(2440)	7-5 5/16	(2269)	7-3 13/16	(2230)
3664	18	3-1	(940)	3-0	(914)	2-6 3/16	(767)	5-4 9/16	(1640)	5-4 1/16	(1627)	4-9 5/16	(1456)	4-7 13/16	(1418)
3672		3-1	(940)	3-0	(914)	2-6 3/16	(767)	6-0 9/16	(1843)	6-0 1/16	(1830)	5-5 5/16	(1659)	5-3 13/16	(1621)
3678		3-1	(940)	3-0	(914)	2-6 3/16	(767)	6-6 9/16	(1995)	6-6 1/16	(1983)	5-11 5/16	(1811)	5-9 13/16	(1773)
3684		3-1	(940)	3-0	(914)	2-6 3/16	(767)	7-0 9/16	(2148)	7-0 1/16	(2135)	6-5 5/16	(1964)	6-3 13/16	(1926)
3692		3-1	(940)	3-0	(914)	2-6 3/16	(767)	7-8 9/16	(2351)	7-8 1/16	(2338)	7-1 5/16	(2167)	6-11 13/16	(2129)
3696		3-1	(940)	3-0	(914)	2-6 3/16	(767)	8-0 9/16	(2453)	8-0 1/16	(2440)	7-5 5/16	(2269)	7-3 13/16	(2230)
4072	20	3-5	(1041)	3-4	(1016)	2-10 3/16	(868)	6-0 9/16	(1843)	6-0 1/16	(1830)	5-5 5/16	(1659)	5-3 13/16	(1621)
4078		3-5	(1041)	3-4	(1016)	2-10 3/16	(868)	6-6 9/16	(1995)	6-6 1/16	(1983)	5-11 5/16	(1811)	5-9 13/16	(1773)
4084		3-5	(1041)	3-4	(1016)	2-10 3/16	(868)	7-0 9/16	(2148)	7-0 1/16	(2135)	6-5 5/16	(1964)	6-3 13/16	(1926)
4092		3-5	(1041)	3-4	(1016)	2-10 3/16	(868)	7-8 9/16	(2351)	7-8 1/16	(2338)	7-1 5/16	(2167)	6-11 13/16	(2129)

Egress and Vent Openings Measurements - RT6 Full and Replacement Frame

CN	Clear Opening Width		Clear Opening Height		Egress Opening			Vent Opening		
	ft - in	mm	ft - in	mm	ft <sup>2</sup>	m <sup>2</sup>	E	ft <sup>2</sup>	m <sup>2</sup>	
1632	0-6 13/32	(163)	2-0 7/16	(621)	1.09	(0.10)		1.99	(0.18)	
1636	0-6 13/32	(163)	2-4 7/16	(722)	1.26	(0.12)		2.30	(0.21)	
1640	0-6 13/32	(163)	2-8 7/16	(824)	1.44	(0.13)		2.60	(0.24)	
1644	0-6 13/32	(163)	3-0 7/16	(926)	1.62	(0.15)		2.91	(0.27)	
1648	0-6 13/32	(163)	3-4 7/16	(1027)	1.80	(0.17)		3.21	(0.30)	
1654	0-6 13/32	(163)	3-10 7/16	(1180)	2.06	(0.19)		3.67	(0.34)	
1656	0-6 13/32	(163)	4-0 7/16	(1230)	2.15	(0.20)		3.83	(0.36)	
1660	0-6 13/32	(163)	4-4 7/16	(1332)	2.33	(0.22)		4.13	(0.38)	
1664	0-6 13/32	(163)	4-8 7/16	(1434)	2.51	(0.23)		4.44	(0.41)	
1672	0-6 13/32	(163)	5-4 7/16	(1637)	2.86	(0.27)		5.05	(0.47)	
1678	0-6 13/32	(163)	5-10 7/16	(1789)	3.13	(0.29)		5.51	(0.51)	
1684	0-6 13/32	(163)	6-4 7/16	(1942)	3.40	(0.32)		5.97	(0.55)	
1692	0-6 13/32	(163)	7-0 7/16	(2145)	3.75	(0.35)		6.58	(0.61)	
1696	0-6 13/32	(163)	7-4 7/16	(2246)	3.93	(0.37)		6.89	(0.64)	
1832	0-8 13/32	(213)	2-1 3/32	(637)	1.46	(0.14)		2.35	(0.22)	
1836	0-8 13/32	(213)	2-5 3/32	(739)	1.70	(0.16)		2.71	(0.25)	
1840	0-8 13/32	(213)	2-9 3/32	(840)	1.93	(0.18)		3.07	(0.29)	
1844	0-8 13/32	(213)	3-1 3/32	(942)	2.16	(0.20)		3.44	(0.32)	
1848	0-8 13/32	(213)	3-5 3/32	(1044)	2.40	(0.22)		3.80	(0.35)	
1854	0-8 13/32	(213)	3-11 3/32	(1196)	2.75	(0.26)		4.34	(0.40)	
1856	0-8 13/32	(213)	4-1 3/32	(1247)	2.86	(0.27)		4.52	(0.42)	
1860	0-8 13/32	(213)	4-5 3/32	(1348)	3.10	(0.29)		4.88	(0.45)	
1864	0-8 13/32	(213)	4-9 3/32	(1450)	3.33	(0.31)		5.24	(0.49)	
1872	0-8 13/32	(213)	5-5 3/32	(1653)	3.80	(0.35)		5.97	(0.55)	
1878	0-8 13/32	(213)	5-11 3/32	(1806)	4.15	(0.39)		6.51	(0.60)	
1884	0-8 13/32	(213)	6-5 3/32	(1958)	4.50	(0.42)		7.05	(0.66)	
1892	0-8 13/32	(213)	7-1 3/32	(2161)	4.96	(0.46)		7.77	(0.72)	
1896	0-8 13/32	(213)	7-5 3/32	(2263)	5.20	(0.48)		8.14	(0.76)	
2032	1-0 57/64	(327)	2-0 15/32	(621)	2.19	(0.20)		2.71	(0.25)	
2036	1-0 57/64	(327)	2-4 15/32	(723)	2.55	(0.24)		3.13	(0.29)	
2040	1-0 57/64	(327)	2-8 15/32	(825)	2.91	(0.27)		3.55	(0.33)	
2044	1-0 57/64	(327)	3-0 15/32	(926)	3.26	(0.30)		3.96	(0.37)	
2048	1-0 57/64	(327)	3-4 15/32	(1028)	3.62	(0.34)		4.38	(0.41)	
2054	1-0 57/64	(327)	3-10 15/32	(1180)	4.16	(0.39)		5.01	(0.47)	
2056	1-0 57/64	(327)	4-0 15/32	(1231)	4.34	(0.40)		5.22	(0.48)	
2060	1-0 57/64	(327)	4-4 15/32	(1333)	4.70	(0.44)		5.63	(0.52)	
2064	1-0 57/64	(327)	4-8 15/32	(1434)	5.05	(0.47)		6.05	(0.56)	
2072	1-0 57/64	(327)	5-4 15/32	(1637)	5.77	(0.54)		6.88	(0.64)	
2078	1-0 57/64	(327)	5-10 15/32	(1790)	6.31	(0.59)		7.51	(0.70)	
2084	1-0 57/64	(327)	6-4 15/32	(1942)	6.84	(0.64)		8.13	(0.76)	
2092	1-0 57/64	(327)	7-0 15/32	(2145)	7.56	(0.70)		8.97	(0.83)	
2096	1-0 57/64	(327)	7-4 15/32	(2247)	7.92	(0.74)		9.39	(0.87)	
2436	1-4 57/64	(429)	2-4 9/32	(718)	3.32	(0.31)		3.96	(0.37)	
2440	1-4 57/64	(429)	2-8 9/32	(820)	3.79	(0.35)		4.49	(0.42)	
2444	1-4 57/64	(429)	3-0 9/32	(922)	4.26	(0.40)		5.02	(0.47)	
2448	1-4 57/64	(429)	3-4 9/32	(1023)	4.73	(0.44)		5.55	(0.52)	
2454	1-4 57/64	(429)	3-10 9/32	(1176)	5.43	(0.50)		6.34	(0.59)	
2456	1-4 57/64	(429)	4-0 9/32	(1226)	5.66	(0.53)		6.60	(0.61)	
2460	1-4 57/64	(429)	4-4 9/32	(1328)	6.13	(0.57)		7.13	(0.66)	
2464	1-4 57/64	(429)	4-8 9/32	(1430)	6.60	(0.61)		7.66	(0.71)	
2472	1-4 57/64	(429)	5-4 9/32	(1633)	7.54	(0.70)		8.72	(0.81)	
2478	1-4 57/64	(429)	5-10 9/32	(1785)	8.24	(0.77)		9.51	(0.88)	
2484	1-4 57/64	(429)	6-4 9/32	(1938)	8.95	(0.83)		10.30	(0.96)	
2492	1-4 57/64	(429)	7-0 9/32	(2141)	9.89	(0.92)		11.36	(1.06)	
2496	1-4 57/64	(429)	7-4 9/32	(2242)	10.36	(0.96)		11.89	(1.10)	
2640	1-6 57/64	(480)	2-7 43/64	(805)	4.16	(0.39)		4.96	(0.46)	
2644	1-6 57/64	(480)	2-11 43/64	(906)	4.68	(0.43)		5.55	(0.52)	
2648	1-6 57/64	(480)	3-3 43/64	(1008)	5.20	(0.48)		6.13	(0.57)	
2654	1-6 57/64	(480)	3-9 43/64	(1160)	5.99	(0.56)		7.01	(0.65)	
2656	1-6 57/64	(480)	3-11 43/64	(1211)	6.25	(0.58)		7.30	(0.68)	
2660	1-6 57/64	(480)	4-3 43/64	(1313)	6.78	(0.63)		7.88	(0.73)	
2664	1-6 57/64	(480)	4-7 43/64	(1414)	7.30	(0.68)		8.47	(0.79)	
2672	1-6 57/64	(480)	5-3 43/64	(1617)	8.35	(0.78)		9.63	(0.90)	
2678	1-6 57/64	(480)	5-9 43/64	(1770)	9.14	(0.85)		10.51	(0.98)	
2684	1-6 57/64	(480)	6-3 43/64	(1922)	9.93	(0.92)		11.39	(1.06)	
2692	1-6 57/64	(480)	6-11 43/64	(2125)	10.98	(1.02)		12.55	(1.17)	
2696	1-6 57/64	(480)	7-3 43/64	(2227)	11.50	(1.07)		13.14	(1.22)	
2840	1-8 57/64	(531)	2-7	(787)	4.50	(0.42)		5.44	(0.51)	
2844	1-8 57/64	(531)	2-11	(889)	5.08	(0.47)		6.08	(0.56)	
2848	1-8 57/64	(531)	3-3	(990)	5.66	(0.53)		6.71	(0.62)	
2854	1-8 57/64	(531)	3-9	(1143)	6.53	(0.61)	E	7.67	(0.71)	
2856	1-8 57/64	(531)	3-11	(1194)	6.82	(0.63)	E	7.99	(0.74)	
2860	1-8 57/64	(531)	4-3	(1295)	7.40	(0.69)	E	8.63	(0.80)	
2864	1-8 57/64	(531)	4-7	(1397)	7.98	(0.74)	E	9.27	(0.86)	
2872	1-8 57/64	(531)	5-3	(1600)	9.14	(0.85)	E	10.55	(0.98)	
2878	1-8 57/64	(531)	5-9	(1752)	10.01	(0.93)	E	11.51	(1.07)	
2884	1-8 57/64	(531)	6-3	(1905)	10.88	(1.01)	E	12.47	(1.16)	
2892	1-8 57/64	(531)	6-11	(2108)	12.04	(1.12)	E	13.75	(1.28)	
2896	1-8 57/64	(531)	7-3	(2210)	12.62	(1.17)	E	14.39	(1.34)	
3044	1-10 57/64	(581)	2-11 31/64	(901)	5.64	(0.52)		6.60	(0.61)	
3048	1-10 57/64	(581)	3-3 31/64	(1003)	6.28	(0.58)	E	7.30	(0.68)	
3054	1-10 57/64	(581)	3-9 31/64	(1155)	7.23	(0.67)	E	8.34	(0.77)	
3056	1-10 57/64	(581)	3-11 31/64	(1206)	7.55	(0.70)	E	8.69	(0.81)	
3060	1-10 57/64	(581)	4-3 31/64	(1308)	8.18	(0.76)	E	9.38	(0.87)	
3064	1-10 57/64	(581)	4-7 31/64	(1409)	8.82	(0.82)	E	10.08	(0.94)	
3072	1-10 57/64	(581)	5-3 31/64	(1612)	10.09	(0.94)	E	11.47	(1.07)	
3078	1-10 57/64	(581)	5-9 31/64	(1765)	11.04	(1.03)	E	12.51	(1.16)	
3084	1-10 57/64	(581)	6-3 31/64	(1917)	12.00	(1.11)	E	13.55	(1.26)	
3092	1-10 57/64	(581)	6-11 31/64	(2120)	13.27	(1.23)	E	14.94	(1.39)	
3096	1-10 57/64	(581)	7-3 31/64	(2222)	13.91	(1.29)	E	15.64	(1.45)	
3248	2-0 57/64	(632)	3-2 7/8	(987)	6.72	(0.62)	E	7.88	(0.73)	
3254	2-0 57/64	(632)	3-8 7/8	(1140)	7.76	(0.72)	E	9.01	(0.84)	
3256	2-0 57/64	(632)	3-10 7/8	(1191)	8.10	(0.75)	E	9.38	(0.87)	
3260	2-0 57/64	(632)	4-2 7/8	(1292)	8.79	(0.82)	E	10.13	(0.94)	
3264	2-0 57/64	(632)	4-6 7/8	(1394)	9.49	(0.88)	E	10.88	(1.01)	
3272	2-0 57/64	(632)	5-2 7/8	(1597)	10.87	(1.01)	E	12.38	(1.15)	
3278	2-0 57/64	(632)	5-8 7/8	(1749)	11.91	(1.11)	E	13.51	(1.26)	
3284	2-0 57/64	(632)	6-2 7/8	(1902)	12.94	(1.20)	E	14.64	(1.36)	
3292	2-0 57/64	(632)	6-10 7/8	(2105)	14.33	(1.33)	E	16.14	(1.50)	
3296	2-0 57/64	(632)	7-2 7/8	(2207)	15.02	(1.40)	E	16.89	(1.57)	

Egress and Vent Openings Measurements - RT6 Full and Replacement Frame

CN	Clear Opening Width		Clear Opening Height		Egress Opening			Vent Opening	
	ft - in	mm	ft - in	mm	ft <sup>2</sup>	m <sup>2</sup>	E	ft <sup>2</sup>	m <sup>2</sup>
3654	2-4 57/64	(734)	3-7 1/2	(1105)	8.73	(0.81)	E	10.34	(0.96)
3656	2-4 57/64	(734)	3-9 1/2	(1156)	9.13	(0.85)	E	10.77	(1.00)
3660	2-4 57/64	(734)	4-1 1/2	(1257)	9.93	(0.92)	E	11.63	(1.08)
3664	2-4 57/64	(734)	4-5 1/2	(1359)	10.73	(1.00)	E	12.49	(1.16)
3672	2-4 57/64	(734)	5-1 1/2	(1562)	12.34	(1.15)	E	14.22	(1.32)
3678	2-4 57/64	(734)	5-7 1/2	(1715)	13.54	(1.26)	E	15.51	(1.44)
3684	2-4 57/64	(734)	6-1 1/2	(1867)	14.75	(1.37)	E	16.80	(1.56)
3692	2-4 57/64	(734)	6-9 1/2	(2070)	16.35	(1.52)	E	18.53	(1.72)
3696	2-4 57/64	(734)	7-1 1/2	(2172)	17.15	(1.59)	E	19.39	(1.80)
4060	2-8 57/64	(835)	4-2 9/64	(1274)	11.45	(1.06)	E	13.13	(1.22)
4064	2-8 57/64	(835)	4-6 9/64	(1375)	12.37	(1.15)	E	14.11	(1.31)
4072	2-8 57/64	(835)	5-2 9/64	(1578)	14.19	(1.32)	E	16.05	(1.49)
4078	2-8 57/64	(835)	5-8 9/64	(1731)	15.56	(1.45)	E	17.51	(1.63)
4084	2-8 57/64	(835)	6-2 9/64	(1883)	16.93	(1.57)	E	18.97	(1.76)
4092	2-8 57/64	(835)	6-10 9/64	(2086)	18.76	(1.74)	E	20.92	(1.94)



Standard Size Chart - Operable RT6 Full and Replacement Frame

Standard Casement Unit Measurements for RT6																	
CN	Radius	Width						Height									
		Rough Opening		Frame Size		Daylight Opening		Glass Size		Rough Opening		Frame Size (w/subsill)		Daylight Opening (Std Btm Rail)		Daylight Opening (Tall Btm Rail)	
		ft - in	mm	ft - in	mm	ft - in	mm	ft - in	mm	ft - in	mm	ft - in	mm	ft - in	mm	ft - in	mm
1632	12	1-5	(432)	1-4	(406)	0-10 3/16	(259)	0-11 17/64	(286)	2-8 9/16	(827)	2-8 1/16	(814)	2-1 5/16	(643)	1-11 13/16	(605)
1636		1-5	(432)	1-4	(406)	0-10 3/16	(259)	0-11 17/64	(286)	3-0 9/16	(929)	3-0 1/16	(916)	2-5 5/16	(745)	2-3 13/16	(706)
1640		1-5	(432)	1-4	(406)	0-10 3/16	(259)	0-11 17/64	(286)	3-4 9/16	(1030)	3-4 1/16	(1018)	2-9 5/16	(846)	2-7 13/16	(808)
1644		1-5	(432)	1-4	(406)	0-10 3/16	(259)	0-11 17/64	(286)	3-8 9/16	(1132)	3-8 1/16	(1119)	3-1 5/16	(948)	2-11 13/16	(910)
1648		1-5	(432)	1-4	(406)	0-10 3/16	(259)	0-11 17/64	(286)	4-0 9/16	(1233)	4-0 1/16	(1221)	3-5 5/16	(1049)	3-3 13/16	(1011)
1654		1-5	(432)	1-4	(406)	0-10 3/16	(259)	0-11 17/64	(286)	4-6 9/16	(1386)	4-6 1/16	(1373)	3-11 5/16	(1202)	3-9 13/16	(1164)
1656		1-5	(432)	1-4	(406)	0-10 3/16	(259)	0-11 17/64	(286)	4-8 9/16	(1437)	4-8 1/16	(1424)	4-1 5/16	(1253)	3-11 13/16	(1214)
1660		1-5	(432)	1-4	(406)	0-10 3/16	(259)	0-11 17/64	(286)	5-0 9/16	(1538)	5-0 1/16	(1526)	4-5 5/16	(1354)	4-3 13/16	(1316)
1664		1-5	(432)	1-4	(406)	0-10 3/16	(259)	0-11 17/64	(286)	5-4 9/16	(1640)	5-4 1/16	(1627)	4-9 5/16	(1456)	4-7 13/16	(1418)
1672		1-5	(432)	1-4	(406)	0-10 3/16	(259)	0-11 17/64	(286)	6-0 9/16	(1843)	6-0 1/16	(1830)	5-5 5/16	(1659)	5-3 13/16	(1621)
1678		1-5	(432)	1-4	(406)	0-10 3/16	(259)	0-11 17/64	(286)	6-6 9/16	(1995)	6-6 1/16	(1983)	5-11 5/16	(1811)	5-9 13/16	(1773)
1684		1-5	(432)	1-4	(406)	0-10 3/16	(259)	0-11 17/64	(286)	7-0 9/16	(2148)	7-0 1/16	(2135)	6-5 5/16	(1964)	6-3 13/16	(1926)
1692		1-5	(432)	1-4	(406)	0-10 3/16	(259)	0-11 17/64	(286)	7-8 9/16	(2351)	7-8 1/16	(2338)	7-1 5/16	(2167)	6-11 13/16	(2129)
1696		1-5	(432)	1-4	(406)	0-10 3/16	(259)	0-11 17/64	(286)	8-0 9/16	(2453)	8-0 1/16	(2440)	7-5 5/16	(2269)	7-3 13/16	(2230)
1832	18	1-7	(483)	1-6	(457)	1-0 3/16	(310)	1-1 17/64	(337)	2-8 9/16	(827)	2-8 1/16	(814)	2-1 5/16	(643)	1-11 13/16	(605)
1836		1-7	(483)	1-6	(457)	1-0 3/16	(310)	1-1 17/64	(337)	3-0 9/16	(929)	3-0 1/16	(916)	2-5 5/16	(745)	2-3 13/16	(706)
1840		1-7	(483)	1-6	(457)	1-0 3/16	(310)	1-1 17/64	(337)	3-4 9/16	(1030)	3-4 1/16	(1018)	2-9 5/16	(846)	2-7 13/16	(808)
1844		1-7	(483)	1-6	(457)	1-0 3/16	(310)	1-1 17/64	(337)	3-8 9/16	(1132)	3-8 1/16	(1119)	3-1 5/16	(948)	2-11 13/16	(910)
1848		1-7	(483)	1-6	(457)	1-0 3/16	(310)	1-1 17/64	(337)	4-0 9/16	(1233)	4-0 1/16	(1221)	3-5 5/16	(1049)	3-3 13/16	(1011)
1854		1-7	(483)	1-6	(457)	1-0 3/16	(310)	1-1 17/64	(337)	4-6 9/16	(1386)	4-6 1/16	(1373)	3-11 5/16	(1202)	3-9 13/16	(1164)
1856		1-7	(483)	1-6	(457)	1-0 3/16	(310)	1-1 17/64	(337)	4-8 9/16	(1437)	4-8 1/16	(1424)	4-1 5/16	(1253)	3-11 13/16	(1214)
1860		1-7	(483)	1-6	(457)	1-0 3/16	(310)	1-1 17/64	(337)	5-0 9/16	(1538)	5-0 1/16	(1526)	4-5 5/16	(1354)	4-3 13/16	(1316)
1864		1-7	(483)	1-6	(457)	1-0 3/16	(310)	1-1 17/64	(337)	5-4 9/16	(1640)	5-4 1/16	(1627)	4-9 5/16	(1456)	4-7 13/16	(1418)
1872		1-7	(483)	1-6	(457)	1-0 3/16	(310)	1-1 17/64	(337)	6-0 9/16	(1843)	6-0 1/16	(1830)	5-5 5/16	(1659)	5-3 13/16	(1621)
1878		1-7	(483)	1-6	(457)	1-0 3/16	(310)	1-1 17/64	(337)	6-6 9/16	(1995)	6-6 1/16	(1983)	5-11 5/16	(1811)	5-9 13/16	(1773)
1884		1-7	(483)	1-6	(457)	1-0 3/16	(310)	1-1 17/64	(337)	7-0 9/16	(2148)	7-0 1/16	(2135)	6-5 5/16	(1964)	6-3 13/16	(1926)
1892		1-7	(483)	1-6	(457)	1-0 3/16	(310)	1-1 17/64	(337)	7-8 9/16	(2351)	7-8 1/16	(2338)	7-1 5/16	(2167)	6-11 13/16	(2129)
1896		1-7	(483)	1-6	(457)	1-0 3/16	(310)	1-1 17/64	(337)	8-0 9/16	(2453)	8-0 1/16	(2440)	7-5 5/16	(2269)	7-3 13/16	(2230)
2032	18	1-9	(533)	1-8	(508)	1-2 3/16	(360)	1-3 17/64	(388)	2-8 9/16	(827)	2-8 1/16	(814)	2-1 5/16	(643)	1-11 13/16	(605)
2036		1-9	(533)	1-8	(508)	1-2 3/16	(360)	1-3 17/64	(388)	3-0 9/16	(929)	3-0 1/16	(916)	2-5 5/16	(745)	2-3 13/16	(706)
2040		1-9	(533)	1-8	(508)	1-2 3/16	(360)	1-3 17/64	(388)	3-4 9/16	(1030)	3-4 1/16	(1018)	2-9 5/16	(846)	2-7 13/16	(808)
2044		1-9	(533)	1-8	(508)	1-2 3/16	(360)	1-3 17/64	(388)	3-8 9/16	(1132)	3-8 1/16	(1119)	3-1 5/16	(948)	2-11 13/16	(910)
2048		1-9	(533)	1-8	(508)	1-2 3/16	(360)	1-3 17/64	(388)	4-0 9/16	(1233)	4-0 1/16	(1221)	3-5 5/16	(1049)	3-3 13/16	(1011)
2054		1-9	(533)	1-8	(508)	1-2 3/16	(360)	1-3 17/64	(388)	4-6 9/16	(1386)	4-6 1/16	(1373)	3-11 5/16	(1202)	3-9 13/16	(1164)
2056		1-9	(533)	1-8	(508)	1-2 3/16	(360)	1-3 17/64	(388)	4-8 9/16	(1437)	4-8 1/16	(1424)	4-1 5/16	(1253)	3-11 13/16	(1214)
2060		1-9	(533)	1-8	(508)	1-2 3/16	(360)	1-3 17/64	(388)	5-0 9/16	(1538)	5-0 1/16	(1526)	4-5 5/16	(1354)	4-3 13/16	(1316)
2064		1-9	(533)	1-8	(508)	1-2 3/16	(360)	1-3 17/64	(388)	5-4 9/16	(1640)	5-4 1/16	(1627)	4-9 5/16	(1456)	4-7 13/16	(1418)
2072		1-9	(533)	1-8	(508)	1-2 3/16	(360)	1-3 17/64	(388)	6-0 9/16	(1843)	6-0 1/16	(1830)	5-5 5/16	(1659)	5-3 13/16	(1621)
2078		1-9	(533)	1-8	(508)	1-2 3/16	(360)	1-3 17/64	(388)	6-6 9/16	(1995)	6-6 1/16	(1983)	5-11 5/16	(1811)	5-9 13/16	(1773)
2084		1-9	(533)	1-8	(508)	1-2 3/16	(360)	1-3 17/64	(388)	7-0 9/16	(2148)	7-0 1/16	(2135)	6-5 5/16	(1964)	6-3 13/16	(1926)
2092		1-9	(533)	1-8	(508)	1-2 3/16	(360)	1-3 17/64	(388)	7-8 9/16	(2351)	7-8 1/16	(2338)	7-1 5/16	(2167)	6-11 13/16	(2129)
2096		1-9	(533)	1-8	(508)	1-2 3/16	(360)	1-3 17/64	(388)	8-0 9/16	(2453)	8-0 1/16	(2440)	7-5 5/16	(2269)	7-3 13/16	(2230)

Standard Size Chart - RT6 Full and Replacement Frame

Standard Casement Unit Measurements for RT6																		
CN	Radius	Width								Height								
		Rough Opening		Frame Size		Daylight Opening		Glass		Rough Opening		Frame Size (w/subsill)		Daylight Opening (Std Btm Rail)		Daylight Opening (Tall Btm Rail)		
		ft - in	mm	ft - in	mm	ft - in	mm	ft - in	mm	ft - in	mm	ft - in	mm	ft - in	mm	ft - in	mm	
2436	24	2-1	(635)	2-0	(610)	1-6 3/16	(462)	1-7 17/64	(490)	3-0 9/16	(929)	3-0 1/16	(916)	2-5 5/16	(745)	2-3 13/16	(706)	
2440		2-1	(635)	2-0	(610)	1-6 3/16	(462)	1-7 17/64	(490)	3-4 9/16	(1030)	3-4 1/16	(1018)	2-9 5/16	(846)	2-7 13/16	(808)	
2444		2-1	(635)	2-0	(610)	1-6 3/16	(462)	1-7 17/64	(490)	3-8 9/16	(1132)	3-8 1/16	(1119)	3-1 5/16	(948)	2-11 13/16	(910)	
2448		2-1	(635)	2-0	(610)	1-6 3/16	(462)	1-7 17/64	(490)	4-0 9/16	(1233)	4-0 1/16	(1221)	3-5 5/16	(1049)	3-3 13/16	(1011)	
2454		2-1	(635)	2-0	(610)	1-6 3/16	(462)	1-7 17/64	(490)	4-6 9/16	(1386)	4-6 1/16	(1373)	3-11 5/16	(1202)	3-9 13/16	(1164)	
2456		2-1	(635)	2-0	(610)	1-6 3/16	(462)	1-7 17/64	(490)	4-8 9/16	(1437)	4-8 1/16	(1424)	4-1 5/16	(1253)	3-11 13/16	(1214)	
2460		2-1	(635)	2-0	(610)	1-6 3/16	(462)	1-7 17/64	(490)	5-0 9/16	(1538)	5-0 1/16	(1526)	4-5 5/16	(1354)	4-3 13/16	(1316)	
2464		2-1	(635)	2-0	(610)	1-6 3/16	(462)	1-7 17/64	(490)	5-4 9/16	(1640)	5-4 1/16	(1627)	4-9 5/16	(1456)	4-7 13/16	(1418)	
2472		2-1	(635)	2-0	(610)	1-6 3/16	(462)	1-7 17/64	(490)	6-0 9/16	(1843)	6-0 1/16	(1830)	5-5 5/16	(1659)	5-3 13/16	(1621)	
2478		2-1	(635)	2-0	(610)	1-6 3/16	(462)	1-7 17/64	(490)	6-6 9/16	(1995)	6-6 1/16	(1983)	5-11 5/16	(1811)	5-9 13/16	(1773)	
2484		2-1	(635)	2-0	(610)	1-6 3/16	(462)	1-7 17/64	(490)	7-0 9/16	(2148)	7-0 1/16	(2135)	6-5 5/16	(1964)	6-3 13/16	(1926)	
2492		2-1	(635)	2-0	(610)	1-6 3/16	(462)	1-7 17/64	(490)	7-8 9/16	(2351)	7-8 1/16	(2338)	7-1 5/16	(2167)	6-11 13/16	(2129)	
2496		2-1	(635)	2-0	(610)	1-6 3/16	(462)	1-7 17/64	(490)	8-0 9/16	(2453)	8-0 1/16	(2440)	7-5 5/16	(2269)	7-3 13/16	(2230)	
2640		24	2-3	(686)	2-2	(660)	1-8 3/16	(513)	1-9 17/64	(540)	3-4 9/16	(1030)	3-4 1/16	(1018)	2-9 5/16	(846)	2-7 13/16	(808)
2644	2-3		(686)	2-2	(660)	1-8 3/16	(513)	1-9 17/64	(540)	3-8 9/16	(1132)	3-8 1/16	(1119)	3-1 5/16	(948)	2-11 13/16	(910)	
2648	2-3		(686)	2-2	(660)	1-8 3/16	(513)	1-9 17/64	(540)	4-0 9/16	(1233)	4-0 1/16	(1221)	3-5 5/16	(1049)	3-3 13/16	(1011)	
2654	2-3		(686)	2-2	(660)	1-8 3/16	(513)	1-9 17/64	(540)	4-6 9/16	(1386)	4-6 1/16	(1373)	3-11 5/16	(1202)	3-9 13/16	(1164)	
2656	2-3		(686)	2-2	(660)	1-8 3/16	(513)	1-9 17/64	(540)	4-8 9/16	(1437)	4-8 1/16	(1424)	4-1 5/16	(1253)	3-11 13/16	(1214)	
2660	2-3		(686)	2-2	(660)	1-8 3/16	(513)	1-9 17/64	(540)	5-0 9/16	(1538)	5-0 1/16	(1526)	4-5 5/16	(1354)	4-3 13/16	(1316)	
2664	2-3		(686)	2-2	(660)	1-8 3/16	(513)	1-9 17/64	(540)	5-4 9/16	(1640)	5-4 1/16	(1627)	4-9 5/16	(1456)	4-7 13/16	(1418)	
2672	2-3		(686)	2-2	(660)	1-8 3/16	(513)	1-9 17/64	(540)	6-0 9/16	(1843)	6-0 1/16	(1830)	5-5 5/16	(1659)	5-3 13/16	(1621)	
2678	2-3		(686)	2-2	(660)	1-8 3/16	(513)	1-9 17/64	(540)	6-6 9/16	(1995)	6-6 1/16	(1983)	5-11 5/16	(1811)	5-9 13/16	(1773)	
2684	2-3		(686)	2-2	(660)	1-8 3/16	(513)	1-9 17/64	(540)	7-0 9/16	(2148)	7-0 1/16	(2135)	6-5 5/16	(1964)	6-3 13/16	(1926)	
2692	2-3		(686)	2-2	(660)	1-8 3/16	(513)	1-9 17/64	(540)	7-8 9/16	(2351)	7-8 1/16	(2338)	7-1 5/16	(2167)	6-11 13/16	(2129)	
2696	2-3		(686)	2-2	(660)	1-8 3/16	(513)	1-9 17/64	(540)	8-0 9/16	(2453)	8-0 1/16	(2440)	7-5 5/16	(2269)	7-3 13/16	(2230)	
2840	24		2-5	(737)	2-4	(711)	1-10 3/16	(564)	1-11 17/64	(591)	3-4 9/16	(1030)	3-4 1/16	(1018)	2-9 5/16	(846)	2-7 13/16	(808)
2844			2-5	(737)	2-4	(711)	1-10 3/16	(564)	1-11 17/64	(591)	3-8 9/16	(1132)	3-8 1/16	(1119)	3-1 5/16	(948)	2-11 13/16	(910)
2848		2-5	(737)	2-4	(711)	1-10 3/16	(564)	1-11 17/64	(591)	4-0 9/16	(1233)	4-0 1/16	(1221)	3-5 5/16	(1049)	3-3 13/16	(1011)	
2854		2-5	(737)	2-4	(711)	1-10 3/16	(564)	1-11 17/64	(591)	4-6 9/16	(1386)	4-6 1/16	(1373)	3-11 5/16	(1202)	3-9 13/16	(1164)	
2856		2-5	(737)	2-4	(711)	1-10 3/16	(564)	1-11 17/64	(591)	4-8 9/16	(1437)	4-8 1/16	(1424)	4-1 5/16	(1253)	3-11 13/16	(1214)	
2860		2-5	(737)	2-4	(711)	1-10 3/16	(564)	1-11 17/64	(591)	5-0 9/16	(1538)	5-0 1/16	(1526)	4-5 5/16	(1354)	4-3 13/16	(1316)	
2864		2-5	(737)	2-4	(711)	1-10 3/16	(564)	1-11 17/64	(591)	5-4 9/16	(1640)	5-4 1/16	(1627)	4-9 5/16	(1456)	4-7 13/16	(1418)	
2872		2-5	(737)	2-4	(711)	1-10 3/16	(564)	1-11 17/64	(591)	6-0 9/16	(1843)	6-0 1/16	(1830)	5-5 5/16	(1659)	5-3 13/16	(1621)	
2878		2-5	(737)	2-4	(711)	1-10 3/16	(564)	1-11 17/64	(591)	6-6 9/16	(1995)	6-6 1/16	(1983)	5-11 5/16	(1811)	5-9 13/16	(1773)	
2884		2-5	(737)	2-4	(711)	1-10 3/16	(564)	1-11 17/64	(591)	7-0 9/16	(2148)	7-0 1/16	(2135)	6-5 5/16	(1964)	6-3 13/16	(1926)	
2892		2-5	(737)	2-4	(711)	1-10 3/16	(564)	1-11 17/64	(591)	7-8 9/16	(2351)	7-8 1/16	(2338)	7-1 5/16	(2167)	6-11 13/16	(2129)	
2896		2-5	(737)	2-4	(711)	1-10 3/16	(564)	1-11 17/64	(591)	8-0 9/16	(2453)	8-0 1/16	(2440)	7-5 5/16	(2269)	7-3 13/16	(2230)	
3044		30	2-7	(787)	2-6	(762)	2-0 3/16	(614)	2-1 17/64	(642)	3-8 9/16	(1132)	3-8 1/16	(1119)	3-1 5/16	(948)	2-11 13/16	(910)
3048			2-7	(787)	2-6	(762)	2-0 3/16	(614)	2-1 17/64	(642)	4-0 9/16	(1233)	4-0 1/16	(1221)	3-5 5/16	(1049)	3-3 13/16	(1011)
3054	2-7		(787)	2-6	(762)	2-0 3/16	(614)	2-1 17/64	(642)	4-6 9/16	(1386)	4-6 1/16	(1373)	3-11 5/16	(1202)	3-9 13/16	(1164)	
3056	2-7		(787)	2-6	(762)	2-0 3/16	(614)	2-1 17/64	(642)	4-8 9/16	(1437)	4-8 1/16	(1424)	4-1 5/16	(1253)	3-11 13/16	(1214)	
3060	2-7		(787)	2-6	(762)	2-0 3/16	(614)	2-1 17/64	(642)	5-0 9/16	(1538)	5-0 1/16	(1526)	4-5 5/16	(1354)	4-3 13/16	(1316)	
3064	2-7		(787)	2-6	(762)	2-0 3/16	(614)	2-1 17/64	(642)	5-4 9/16	(1640)	5-4 1/16	(1627)	4-9 5/16	(1456)	4-7 13/16	(1418)	
3072	2-7		(787)	2-6	(762)	2-0 3/16	(614)	2-1 17/64	(642)	6-0 9/16	(1843)	6-0 1/16	(1830)	5-5 5/16	(1659)	5-3 13/16	(1621)	
3078	2-7		(787)	2-6	(762)	2-0 3/16	(614)	2-1 17/64	(642)	6-6 9/16	(1995)	6-6 1/16	(1983)	5-11 5/16	(1811)	5-9 13/16	(1773)	
3084	2-7		(787)	2-6	(762)	2-0 3/16	(614)	2-1 17/64	(642)	7-0 9/16	(2148)	7-0 1/16	(2135)	6-5 5/16	(1964)	6-3 13/16	(1926)	
3092	2-7		(787)	2-6	(762)	2-0 3/16	(614)	2-1 17/64	(642)	7-8 9/16	(2351)	7-8 1/16	(2338)	7-1 5/16	(2167)	6-11 13/16	(2129)	
3096	2-7		(787)	2-6	(762)	2-0 3/16	(614)	2-1 17/64	(642)	8-0 9/16	(2453)	8-0 1/16	(2440)	7-5 5/16	(2269)	7-3 13/16	(2230)	

Standard Size Chart - Operable RT6 Full and Replacement Frame

Standard Casement Unit Measurements for RT6																	
Width										Height							
CN	Radius	Rough Opening		Frame Size		Daylight Opening		Glass		Rough Opening		Frame Size (subsill)		Daylight Opening (Std Btm Rail)		Daylight Opening (Tall Btm Rail)	
		ft - in	mm	ft - in	mm	ft - in	mm	ft - in	mm	ft - in	mm	ft - in	mm	ft - in	mm	ft - in	mm
3248	30	2-9	(838)	2-8	(813)	2-2 3/16	(665)	2-3 17/64	(693)	4-0 9/16	(1233)	4-0 1/16	(1221)	3-5 5/16	(1049)	3-3 13/16	(1011)
3254		2-9	(838)	2-8	(813)	2-2 3/16	(665)	2-3 17/64	(693)	4-6 9/16	(1386)	4-6 1/16	(1373)	3-11 5/16	(1202)	3-9 13/16	(1164)
3256		2-9	(838)	2-8	(813)	2-2 3/16	(665)	2-3 17/64	(693)	4-8 9/16	(1437)	4-8 1/16	(1424)	4-1 5/16	(1253)	3-11 13/16	(1214)
3260		2-9	(838)	2-8	(813)	2-2 3/16	(665)	2-3 17/64	(693)	5-0 9/16	(1538)	5-0 1/16	(1526)	4-5 5/16	(1354)	4-3 13/16	(1316)
3264		2-9	(838)	2-8	(813)	2-2 3/16	(665)	2-3 17/64	(693)	5-4 9/16	(1640)	5-4 1/16	(1627)	4-9 5/16	(1456)	4-7 13/16	(1418)
3272		2-9	(838)	2-8	(813)	2-2 3/16	(665)	2-3 17/64	(693)	6-0 9/16	(1843)	6-0 1/16	(1830)	5-5 5/16	(1659)	5-3 13/16	(1621)
3278		2-9	(838)	2-8	(813)	2-2 3/16	(665)	2-3 17/64	(693)	6-6 9/16	(1995)	6-6 1/16	(1983)	5-11 5/16	(1811)	5-9 13/16	(1773)
3284		2-9	(838)	2-8	(813)	2-2 3/16	(665)	2-3 17/64	(693)	7-0 9/16	(2148)	7-0 1/16	(2135)	6-5 5/16	(1964)	6-3 13/16	(1926)
3292		2-9	(838)	2-8	(813)	2-2 3/16	(665)	2-3 17/64	(693)	7-8 9/16	(2351)	7-8 1/16	(2338)	7-1 5/16	(2167)	6-11 13/16	(2129)
3296		2-9	(838)	2-8	(813)	2-2 3/16	(665)	2-3 17/64	(693)	8-0 9/16	(2453)	8-0 1/16	(2440)	7-5 5/16	(2269)	7-3 13/16	(2230)
3654	30	3-1	(940)	3-0	(914)	2-6 3/16	(767)	2-7 17/64	(794)	4-6 9/16	(1386)	4-6 1/16	(1373)	3-11 5/16	(1202)	3-9 13/16	(1164)
3656		3-1	(940)	3-0	(914)	2-6 3/16	(767)	2-7 17/64	(794)	4-8 9/16	(1437)	4-8 1/16	(1424)	4-1 5/16	(1253)	3-11 13/16	(1214)
3660		3-1	(940)	3-0	(914)	2-6 3/16	(767)	2-7 17/64	(794)	5-0 9/16	(1538)	5-0 1/16	(1526)	4-5 5/16	(1354)	4-3 13/16	(1316)
3664		3-1	(940)	3-0	(914)	2-6 3/16	(767)	2-7 17/64	(794)	5-4 9/16	(1640)	5-4 1/16	(1627)	4-9 5/16	(1456)	4-7 13/16	(1418)
3672		3-1	(940)	3-0	(914)	2-6 3/16	(767)	2-7 17/64	(794)	6-0 9/16	(1843)	6-0 1/16	(1830)	5-5 5/16	(1659)	5-3 13/16	(1621)
3678		3-1	(940)	3-0	(914)	2-6 3/16	(767)	2-7 17/64	(794)	6-6 9/16	(1995)	6-6 1/16	(1983)	5-11 5/16	(1811)	5-9 13/16	(1773)
3684		3-1	(940)	3-0	(914)	2-6 3/16	(767)	2-7 17/64	(794)	7-0 9/16	(2148)	7-0 1/16	(2135)	6-5 5/16	(1964)	6-3 13/16	(1926)
3692		3-1	(940)	3-0	(914)	2-6 3/16	(767)	2-7 17/64	(794)	7-8 9/16	(2351)	7-8 1/16	(2338)	7-1 5/16	(2167)	6-11 13/16	(2129)
3696		3-1	(940)	3-0	(914)	2-6 3/16	(767)	2-7 17/64	(794)	8-0 9/16	(2453)	8-0 1/16	(2440)	7-5 5/16	(2269)	7-3 13/16	(2230)
4060		40	3-5	(1041)	3-4	(1016)	2-10 3/16	(868)	2-11 17/64	(896)	5-0 9/16	(1538)	5-0 1/16	(1526)	4-5 5/16	(1354)	4-3 13/16
4064	3-5		(1041)	3-4	(1016)	2-10 3/16	(868)	2-11 17/64	(896)	5-4 9/16	(1640)	5-4 1/16	(1627)	4-9 5/16	(1456)	4-7 13/16	(1418)
4072	3-5		(1041)	3-4	(1016)	2-10 3/16	(868)	2-11 17/64	(896)	6-0 9/16	(1843)	6-0 1/16	(1830)	5-5 5/16	(1659)	5-3 13/16	(1621)
4078	3-5		(1041)	3-4	(1016)	2-10 3/16	(868)	2-11 17/64	(896)	6-6 9/16	(1995)	6-6 1/16	(1983)	5-11 5/16	(1811)	5-9 13/16	(1773)
4084	3-5		(1041)	3-4	(1016)	2-10 3/16	(868)	2-11 17/64	(896)	7-0 9/16	(2148)	7-0 1/16	(2135)	6-5 5/16	(1964)	6-3 13/16	(1926)
4092	3-5		(1041)	3-4	(1016)	2-10 3/16	(868)	2-11 17/64	(896)	7-8 9/16	(2351)	7-8 1/16	(2338)	7-1 5/16	(2167)	6-11 13/16	(2129)

Egress and Vent Openings Measurements - RT9 and RT10 Full and Replacement Frame

CN	Clear Opening Width		Clear Opening Springline		Egress Opening			Vent Opening	
	ft - in	mm	ft - in	mm	ft <sup>2</sup>	m <sup>2</sup>	E	ft <sup>2</sup>	m <sup>2</sup>
1644	0-6 13/32	(163)	2-0 1/2	(948)	1.09	(0.15)		2.91	(0.27)
1648	0-6 13/32	(163)	2-4 1/2	(1049)	1.27	(0.17)		3.21	(0.30)
1654	0-6 13/32	(163)	2-10 1/2	(1202)	1.53	(0.20)		3.67	(0.34)
1656	0-6 13/32	(163)	3-0 1/2	(1253)	1.62	(0.20)		3.83	(0.36)
1660	0-6 13/32	(163)	3-4 1/2	(1354)	1.80	(0.22)		4.13	(0.38)
1664	0-6 13/32	(163)	3-8 1/2	(1456)	1.98	(0.24)		4.44	(0.41)
1672 T	0-6 13/32	(163)	4-4 1/2	(1659)	2.33	(0.27)		5.05	(0.47)
1678 T	0-6 13/32	(163)	4-10 1/2	(1811)	2.60	(0.29)		5.51	(0.51)
1684 T	0-6 13/32	(163)	5-4 1/2	(1964)	2.87	(0.32)		5.97	(0.55)
1692 T	0-6 13/32	(163)	6-0 1/2	(2167)	3.22	(0.35)		6.58	(0.61)
1696 T	0-6 13/32	(163)	6-4 1/2	(2269)	3.40	(0.37)		6.89	(0.64)
1848	0-8 13/32	(213)	2-2 1/2	(1049)	1.55	(0.22)		3.80	(0.35)
1854	0-8 13/32	(213)	2-8 1/2	(1202)	1.90	(0.26)		4.34	(0.40)
1856	0-8 13/32	(213)	2-10 1/2	(1253)	2.01	(0.27)		4.52	(0.42)
1860	0-8 13/32	(213)	3-2 1/2	(1354)	2.25	(0.29)		4.88	(0.45)
1864	0-8 13/32	(213)	3-6 1/2	(1456)	2.48	(0.31)		5.24	(0.49)
1872 T	0-8 13/32	(213)	4-2 1/2	(1659)	2.95	(0.35)		5.97	(0.55)
1878 T	0-8 13/32	(213)	4-8 1/2	(1811)	3.30	(0.39)		6.51	(0.60)
1884 T	0-8 13/32	(213)	5-2 1/2	(1964)	3.65	(0.42)		7.05	(0.66)
1892 T	0-8 13/32	(213)	5-10 1/2	(2167)	4.11	(0.46)		7.77	(0.72)
1896 T	0-8 13/32	(213)	6-2 1/2	(2269)	4.35	(0.48)		8.14	(0.76)
2048	1-0 57/64	(327)	2-0 1/2	(1049)	2.19	(0.34)		4.38	(0.41)
2054	1-0 57/64	(327)	2-6 1/2	(1202)	2.73	(0.39)		5.01	(0.47)
2056	1-0 57/64	(327)	2-8 1/2	(1253)	2.91	(0.41)		5.22	(0.48)
2060	1-0 57/64	(327)	3-0 1/2	(1354)	3.27	(0.44)		5.63	(0.52)
2064	1-0 57/64	(327)	3-4 1/2	(1456)	3.63	(0.48)		6.05	(0.56)
2072 T	1-0 57/64	(327)	4-0 1/2	(1659)	4.34	(0.54)		6.88	(0.64)
2078 T	1-0 57/64	(327)	4-6 1/2	(1811)	4.88	(0.59)		7.51	(0.70)
2084 T	1-0 57/64	(327)	5-0 1/2	(1964)	5.42	(0.64)		8.13	(0.76)
2092 T	1-0 57/64	(327)	5-8 1/2	(2167)	6.13	(0.71)	E	8.97	(0.83)
2096 T	1-0 57/64	(327)	6-0 1/2	(2269)	6.49	(0.74)	E	9.39	(0.87)
2454	1-4 57/64	(429)	2-2 1/2	(1202)	3.11	(0.52)		6.34	(0.59)
2456	1-4 57/64	(429)	2-4 1/2	(1253)	3.34	(0.54)		6.60	(0.61)
2460	1-4 57/64	(429)	2-8 1/2	(1354)	3.81	(0.58)		7.13	(0.66)
2464	1-4 57/64	(429)	3-0 1/2	(1456)	4.28	(0.62)		7.66	(0.71)
2472 T	1-4 57/64	(429)	3-8 1/2	(1659)	5.22	(0.71)		8.72	(0.81)
2478 T	1-4 57/64	(429)	4-2 1/2	(1811)	5.92	(0.78)	E	9.51	(0.88)
2484 T	1-4 57/64	(429)	4-8 1/2	(1964)	6.63	(0.84)	E	10.30	(0.96)
2492 T	1-4 57/64	(429)	5-4 1/2	(2167)	7.57	(0.93)	E	11.36	(1.06)
2496 T	1-4 57/64	(429)	5-8 1/2	(2269)	8.03	(0.97)	E	11.89	(1.10)

CN	Clear Opening Width		Clear Opening Springline		Egress Opening			Vent Opening	
	ft - in	mm	ft - in	mm	ft <sup>2</sup>	m <sup>2</sup>	E	ft <sup>2</sup>	m <sup>2</sup>
2654	1-6 57/64	(480)	2-0 1/2	(1202)	3.21	(0.58)		7.01	(0.65)
2656	1-6 57/64	(480)	2-2 1/2	(1253)	3.48	(0.60)		7.30	(0.68)
2660	1-6 57/64	(480)	2-6 1/2	(1354)	4.00	(0.65)		7.88	(0.73)
2664	1-6 57/64	(480)	2-10 1/2	(1456)	4.53	(0.70)		8.47	(0.79)
2672 T	1-6 57/64	(480)	3-6 1/2	(1659)	5.58	(0.80)		9.63	(0.90)
2678 T	1-6 57/64	(480)	4-0 1/2	(1811)	6.36	(0.87)	E	10.51	(0.98)
2684 T	1-6 57/64	(480)	4-6 1/2	(1964)	7.15	(0.94)	E	11.39	(1.06)
2692 T	1-6 57/64	(480)	5-2 1/2	(2167)	8.20	(1.04)	E	12.55	(1.17)
2696 T	1-6 57/64	(480)	5-6 1/2	(2269)	8.72	(1.09)	E	13.14	(1.22)
2856	1-8 57/64	(531)	2-0 1/2	(1253)	3.55	(0.66)		7.99	(0.74)
2860	1-8 57/64	(531)	2-4 1/2	(1354)	4.13	(0.72)		8.63	(0.80)
2864	1-8 57/64	(531)	2-8 1/2	(1456)	4.71	(0.77)		9.27	(0.86)
2872 T	1-8 57/64	(531)	3-4 1/2	(1659)	5.88	(0.88)	E	10.55	(0.98)
2878 T	1-8 57/64	(531)	3-10 1/2	(1811)	6.75	(0.96)	E	11.51	(1.07)
2884 T	1-8 57/64	(531)	4-4 1/2	(1964)	7.62	(1.04)	E	12.47	(1.16)
2892 T	1-8 57/64	(531)	5-0 1/2	(2167)	8.78	(1.15)	E	13.75	(1.28)
2896 T	1-8 57/64	(531)	5-4 1/2	(2269)	9.36	(1.20)	E	14.39	(1.34)
3060	-10 57/64	(581)	2-2 1/2	(1354)	4.21	(0.79)		9.38	(0.87)
3064	-10 57/64	(581)	2-6 1/2	(1456)	4.85	(0.85)		10.08	(0.94)
3072 T	-10 57/64	(581)	3-2 1/2	(1659)	6.12	(0.96)	E	11.47	(1.07)
3078 T	-10 57/64	(581)	3-8 1/2	(1811)	7.07	(1.05)	E	12.51	(1.16)
3084 T	-10 57/64	(581)	4-2 1/2	(1964)	8.03	(1.14)	E	13.55	(1.26)
3092 T	-10 57/64	(581)	4-10 1/2	(2167)	9.30	(1.26)	E	14.94	(1.39)
3096 T	-10 57/64	(581)	5-2 1/2	(2269)	9.93	(1.32)	E	15.64	(1.45)
3260	2-0 57/64	(632)	2-0 1/2	(1354)	4.23	(0.86)		10.13	(0.94)
3264	2-0 57/64	(632)	2-4 1/2	(1456)	4.93	(0.92)		10.88	(1.01)
3272 T	2-0 57/64	(632)	3-0 1/2	(1659)	6.31	(1.05)	E	12.38	(1.15)
3278 T	2-0 57/64	(632)	3-6 1/2	(1811)	7.35	(1.15)	E	13.51	(1.26)
3284 T	2-0 57/64	(632)	4-0 1/2	(1964)	8.38	(1.24)	E	14.64	(1.36)
3292 T	2-0 57/64	(632)	4-8 1/2	(2167)	9.77	(1.37)	E	16.14	(1.50)
3296 T	2-0 57/64	(632)	5-0 1/2	(2269)	10.46	(1.43)	E	16.89	(1.57)
3664	2-4 57/64	(734)	2-0 1/2	(1456)	4.92	(1.07)		12.49	(1.16)
3672 T	2-4 57/64	(734)	2-8 1/2	(1659)	6.52	(1.22)	E	14.22	(1.32)
3678 T	2-4 57/64	(734)	3-2 1/2	(1811)	7.72	(1.33)	E	15.51	(1.44)
3684 T	2-4 57/64	(734)	3-8 1/2	(1964)	8.93	(1.44)	E	16.80	(1.56)
3692 T	2-4 57/64	(734)	4-4 1/2	(2167)	10.53	(1.59)	E	18.53	(1.72)
3696 T	2-4 57/64	(734)	4-8 1/2	(2269)	11.34	(1.66)	E	19.39	(1.80)
4072 T	2-8 57/64	(835)	2-4 1/2	(1659)	6.51	(1.39)	E	16.05	(1.49)
4078 T	2-8 57/64	(835)	2-10 1/2	(1811)	7.88	(1.51)	E	17.51	(1.63)
4084 T	2-8 57/64	(835)	3-4 1/2	(1964)	9.25	(1.64)	E	18.97	(1.76)
4092 T	2-8 57/64	(835)	4-0 1/2	(2167)	11.08	(1.81)	E	20.92	(1.94)

Standard Size Chart- Operable RT9 and RT10 Full and Replacement Frame

Standard Casement Unit Measurements for RT9 and RT10																
CN	Radius	Width						Height								
		Rough Opening		Frame Size		Daylight Opening		Rough Opening		Frame Size (w/subsill)		Daylight Opening (Std Btm Rail)		Daylight Opening (Tall Btm Rail)		
		ft - in	mm	ft - in	mm	ft - in	mm	ft - in	mm	ft - in	mm	ft - in	mm	ft - in	mm	
1644	16	1-5	(432)	1-4	(406)	0-10 3/16	(259)	3-8 9/16	(1132)	3-8 1/16	(1119)	3-1 5/16	(948)	2-11 13/16	(910)	
1648		1-5	(432)	1-4	(406)	0-10 3/16	(259)	4-0 9/16	(1233)	4-0 1/16	(1221)	3-5 5/16	(1049)	3-3 13/16	(1011)	
1654		1-5	(432)	1-4	(406)	0-10 3/16	(259)	4-6 9/16	(1386)	4-6 1/16	(1373)	3-11 5/16	(1202)	3-9 13/16	(1164)	
1656		1-5	(432)	1-4	(406)	0-10 3/16	(259)	4-8 9/16	(1437)	4-8 1/16	(1424)	4-1 5/16	(1253)	3-11 13/16	(1214)	
1660		1-5	(432)	1-4	(406)	0-10 3/16	(259)	5-0 9/16	(1538)	5-0 1/16	(1526)	4-5 5/16	(1354)	4-3 13/16	(1316)	
1664		1-5	(432)	1-4	(406)	0-10 3/16	(259)	5-4 9/16	(1640)	5-4 1/16	(1627)	4-9 5/16	(1456)	4-7 13/16	(1418)	
1672		1-5	(432)	1-4	(406)	0-10 3/16	(259)	6-0 9/16	(1843)	6-0 1/16	(1830)	5-5 5/16	(1659)	5-3 13/16	(1621)	
1678		1-5	(432)	1-4	(406)	0-10 3/16	(259)	6-6 9/16	(1995)	6-6 1/16	(1983)	5-11 5/16	(1811)	5-9 13/16	(1773)	
1684		1-5	(432)	1-4	(406)	0-10 3/16	(259)	7-0 9/16	(2148)	7-0 1/16	(2135)	6-5 5/16	(1964)	6-3 13/16	(1926)	
1692		1-5	(432)	1-4	(406)	0-10 3/16	(259)	7-8 9/16	(2351)	7-8 1/16	(2338)	7-1 5/16	(2167)	6-11 13/16	(2129)	
1696		1-5	(432)	1-4	(406)	0-10 3/16	(259)	8-0 9/16	(2453)	8-0 1/16	(2440)	7-5 5/16	(2269)	7-3 13/16	(2230)	
1848	18	1-7	(483)	1-6	(457)	1-0 3/16	(310)	4-0 9/16	(1233)	4-0 1/16	(1221)	3-5 5/16	(1049)	3-3 13/16	(1011)	
1854		1-7	(483)	1-6	(457)	1-0 3/16	(310)	4-6 9/16	(1386)	4-6 1/16	(1373)	3-11 5/16	(1202)	3-9 13/16	(1164)	
1856		1-7	(483)	1-6	(457)	1-0 3/16	(310)	4-8 9/16	(1437)	4-8 1/16	(1424)	4-1 5/16	(1253)	3-11 13/16	(1214)	
1860		1-7	(483)	1-6	(457)	1-0 3/16	(310)	5-0 9/16	(1538)	5-0 1/16	(1526)	4-5 5/16	(1354)	4-3 13/16	(1316)	
1864		1-7	(483)	1-6	(457)	1-0 3/16	(310)	5-4 9/16	(1640)	5-4 1/16	(1627)	4-9 5/16	(1456)	4-7 13/16	(1418)	
1872		1-7	(483)	1-6	(457)	1-0 3/16	(310)	6-0 9/16	(1843)	6-0 1/16	(1830)	5-5 5/16	(1659)	5-3 13/16	(1621)	
1878		1-7	(483)	1-6	(457)	1-0 3/16	(310)	6-6 9/16	(1995)	6-6 1/16	(1983)	5-11 5/16	(1811)	5-9 13/16	(1773)	
1884		1-7	(483)	1-6	(457)	1-0 3/16	(310)	7-0 9/16	(2148)	7-0 1/16	(2135)	6-5 5/16	(1964)	6-3 13/16	(1926)	
1892		1-7	(483)	1-6	(457)	1-0 3/16	(310)	7-8 9/16	(2351)	7-8 1/16	(2338)	7-1 5/16	(2167)	6-11 13/16	(2129)	
1896		1-7	(483)	1-6	(457)	1-0 3/16	(310)	8-0 9/16	(2453)	8-0 1/16	(2440)	7-5 5/16	(2269)	7-3 13/16	(2230)	
2048		20	1-9	(533)	1-8	(508)	1-2 3/16	(360)	4-0 9/16	(1233)	4-0 1/16	(1221)	3-5 5/16	(1049)	3-3 13/16	(1011)
2054	1-9		(533)	1-8	(508)	1-2 3/16	(360)	4-6 9/16	(1386)	4-6 1/16	(1373)	3-11 5/16	(1202)	3-9 13/16	(1164)	
2056	1-9		(533)	1-8	(508)	1-2 3/16	(360)	4-8 9/16	(1437)	4-8 1/16	(1424)	4-1 5/16	(1253)	3-11 13/16	(1214)	
2060	1-9		(533)	1-8	(508)	1-2 3/16	(360)	5-0 9/16	(1538)	5-0 1/16	(1526)	4-5 5/16	(1354)	4-3 13/16	(1316)	
2064	1-9		(533)	1-8	(508)	1-2 3/16	(360)	5-4 9/16	(1640)	5-4 1/16	(1627)	4-9 5/16	(1456)	4-7 13/16	(1418)	
2072	1-9		(533)	1-8	(508)	1-2 3/16	(360)	6-0 9/16	(1843)	6-0 1/16	(1830)	5-5 5/16	(1659)	5-3 13/16	(1621)	
2078	1-9		(533)	1-8	(508)	1-2 3/16	(360)	6-6 9/16	(1995)	6-6 1/16	(1983)	5-11 5/16	(1811)	5-9 13/16	(1773)	
2084	1-9		(533)	1-8	(508)	1-2 3/16	(360)	7-0 9/16	(2148)	7-0 1/16	(2135)	6-5 5/16	(1964)	6-3 13/16	(1926)	
2092	1-9		(533)	1-8	(508)	1-2 3/16	(360)	7-8 9/16	(2351)	7-8 1/16	(2338)	7-1 5/16	(2167)	6-11 13/16	(2129)	
2096	1-9		(533)	1-8	(508)	1-2 3/16	(360)	8-0 9/16	(2453)	8-0 1/16	(2440)	7-5 5/16	(2269)	7-3 13/16	(2230)	
2454	24		2-1	(635)	2-0	(610)	1-6 3/16	(462)	4-6 9/16	(1386)	4-6 1/16	(1373)	3-11 5/16	(1202)	3-9 13/16	(1164)
2456		2-1	(635)	2-0	(610)	1-6 3/16	(462)	4-8 9/16	(1437)	4-8 1/16	(1424)	4-1 5/16	(1253)	3-11 13/16	(1214)	
2460		2-1	(635)	2-0	(610)	1-6 3/16	(462)	5-0 9/16	(1538)	5-0 1/16	(1526)	4-5 5/16	(1354)	4-3 13/16	(1316)	
2464		2-1	(635)	2-0	(610)	1-6 3/16	(462)	5-4 9/16	(1640)	5-4 1/16	(1627)	4-9 5/16	(1456)	4-7 13/16	(1418)	
2472		2-1	(635)	2-0	(610)	1-6 3/16	(462)	6-0 9/16	(1843)	6-0 1/16	(1830)	5-5 5/16	(1659)	5-3 13/16	(1621)	
2478		2-1	(635)	2-0	(610)	1-6 3/16	(462)	6-6 9/16	(1995)	6-6 1/16	(1983)	5-11 5/16	(1811)	5-9 13/16	(1773)	
2484		2-1	(635)	2-0	(610)	1-6 3/16	(462)	7-0 9/16	(2148)	7-0 1/16	(2135)	6-5 5/16	(1964)	6-3 13/16	(1926)	
2492		2-1	(635)	2-0	(610)	1-6 3/16	(462)	7-8 9/16	(2351)	7-8 1/16	(2338)	7-1 5/16	(2167)	6-11 13/16	(2129)	
2496		2-1	(635)	2-0	(610)	1-6 3/16	(462)	8-0 9/16	(2453)	8-0 1/16	(2440)	7-5 5/16	(2269)	7-3 13/16	(2230)	
2654		26	2-3	(686)	2-2	(660)	1-8 3/16	(513)	4-6 9/16	(1386)	4-6 1/16	(1373)	3-11 5/16	(1202)	3-9 13/16	(1164)
2656			2-3	(686)	2-2	(660)	1-8 3/16	(513)	4-8 9/16	(1437)	4-8 1/16	(1424)	4-1 5/16	(1253)	3-11 13/16	(1214)
2660	2-3		(686)	2-2	(660)	1-8 3/16	(513)	5-0 9/16	(1538)	5-0 1/16	(1526)	4-5 5/16	(1354)	4-3 13/16	(1316)	
2664	2-3		(686)	2-2	(660)	1-8 3/16	(513)	5-4 9/16	(1640)	5-4 1/16	(1627)	4-9 5/16	(1456)	4-7 13/16	(1418)	
2672	2-3		(686)	2-2	(660)	1-8 3/16	(513)	6-0 9/16	(1843)	6-0 1/16	(1830)	5-5 5/16	(1659)	5-3 13/16	(1621)	
2678	2-3		(686)	2-2	(660)	1-8 3/16	(513)	6-6 9/16	(1995)	6-6 1/16	(1983)	5-11 5/16	(1811)	5-9 13/16	(1773)	
2684	2-3		(686)	2-2	(660)	1-8 3/16	(513)	7-0 9/16	(2148)	7-0 1/16	(2135)	6-5 5/16	(1964)	6-3 13/16	(1926)	
2692	2-3		(686)	2-2	(660)	1-8 3/16	(513)	7-8 9/16	(2351)	7-8 1/16	(2338)	7-1 5/16	(2167)	6-11 13/16	(2129)	
2696	2-3		(686)	2-2	(660)	1-8 3/16	(513)	8-0 9/16	(2453)	8-0 1/16	(2440)	7-5 5/16	(2269)	7-3 13/16	(2230)	



# Wood Ultimate Casement Round Top

## Standard Size Chart - Operable RT9 and RT10 Full and Replacement Frame

Standard Casement Unit Measurements for RT9 and RT10															
CN	Radius	Width						Height							
		Rough Opening		Frame Size		Daylight Opening		Rough Opening		Frame Size (w/subsill)		Daylight Opening (Std Btm Rail)		Daylight Opening (Tall Btm Rail)	
		ft - in	mm	ft - in	mm	ft - in	mm	ft - in	mm	ft - in	mm	ft - in	mm	ft - in	mm
2856	28	2-5 (737)	2-4 (711)	1-10 3/16 (564)	4-8 9/16 (1437)	4-8 1/16 (1424)	4-1 5/16 (1253)	3-11 13/16 (1214)							
2860		2-5 (737)	2-4 (711)	1-10 3/16 (564)	5-0 9/16 (1538)	5-0 1/16 (1526)	4-5 5/16 (1354)	4-3 13/16 (1316)							
2864		2-5 (737)	2-4 (711)	1-10 3/16 (564)	5-4 9/16 (1640)	5-4 1/16 (1627)	4-9 5/16 (1456)	4-7 13/16 (1418)							
2872		2-5 (737)	2-4 (711)	1-10 3/16 (564)	6-0 9/16 (1843)	6-0 1/16 (1830)	5-5 5/16 (1659)	5-3 13/16 (1621)							
2878		2-5 (737)	2-4 (711)	1-10 3/16 (564)	6-6 9/16 (1995)	6-6 1/16 (1983)	5-11 5/16 (1811)	5-9 13/16 (1773)							
2884		2-5 (737)	2-4 (711)	1-10 3/16 (564)	7-0 9/16 (2148)	7-0 1/16 (2135)	6-5 5/16 (1964)	6-3 13/16 (1926)							
2892		2-5 (737)	2-4 (711)	1-10 3/16 (564)	7-8 9/16 (2351)	7-8 1/16 (2338)	7-1 5/16 (2167)	6-11 13/16 (2129)							
2896		2-5 (737)	2-4 (711)	1-10 3/16 (564)	8-0 9/16 (2453)	8-0 1/16 (2440)	7-5 5/16 (2269)	7-3 13/16 (2230)							
3060		30	2-7 (787)	2-6 (762)	2-0 3/16 (614)	5-0 9/16 (1538)	5-0 1/16 (1526)	4-5 5/16 (1354)	4-3 13/16 (1316)						
3064	2-7 (787)		2-6 (762)	2-0 3/16 (614)	5-4 9/16 (1640)	5-4 1/16 (1627)	4-9 5/16 (1456)	4-7 13/16 (1418)							
3072	2-7 (787)		2-6 (762)	2-0 3/16 (614)	6-0 9/16 (1843)	6-0 1/16 (1830)	5-5 5/16 (1659)	5-3 13/16 (1621)							
3078	2-7 (787)		2-6 (762)	2-0 3/16 (614)	6-6 9/16 (1995)	6-6 1/16 (1983)	5-11 5/16 (1811)	5-9 13/16 (1773)							
3084	2-7 (787)		2-6 (762)	2-0 3/16 (614)	7-0 9/16 (2148)	7-0 1/16 (2135)	6-5 5/16 (1964)	6-3 13/16 (1926)							
3092	2-7 (787)		2-6 (762)	2-0 3/16 (614)	7-8 9/16 (2351)	7-8 1/16 (2338)	7-1 5/16 (2167)	6-11 13/16 (2129)							
3096	2-7 (787)		2-6 (762)	2-0 3/16 (614)	8-0 9/16 (2453)	8-0 1/16 (2440)	7-5 5/16 (2269)	7-3 13/16 (2230)							
3260	32		2-9 (838)	2-8 (813)	2-2 3/16 (665)	5-0 9/16 (1538)	5-0 1/16 (1526)	4-5 5/16 (1354)	4-3 13/16 (1316)						
3264			2-9 (838)	2-8 (813)	2-2 3/16 (665)	5-4 9/16 (1640)	5-4 1/16 (1627)	4-9 5/16 (1456)	4-7 13/16 (1418)						
3272		2-9 (838)	2-8 (813)	2-2 3/16 (665)	6-0 9/16 (1843)	6-0 1/16 (1830)	5-5 5/16 (1659)	5-3 13/16 (1621)							
3278		2-9 (838)	2-8 (813)	2-2 3/16 (665)	6-6 9/16 (1995)	6-6 1/16 (1983)	5-11 5/16 (1811)	5-9 13/16 (1773)							
3284		2-9 (838)	2-8 (813)	2-2 3/16 (665)	7-0 9/16 (2148)	7-0 1/16 (2135)	6-5 5/16 (1964)	6-3 13/16 (1926)							
3292		2-9 (838)	2-8 (813)	2-2 3/16 (665)	7-8 9/16 (2351)	7-8 1/16 (2338)	7-1 5/16 (2167)	6-11 13/16 (2129)							
3296		2-9 (838)	2-8 (813)	2-2 3/16 (665)	8-0 9/16 (2453)	8-0 1/16 (2440)	7-5 5/16 (2269)	7-3 13/16 (2230)							
3664		36	3-1 (940)	3-0 (914)	2-6 3/16 (767)	5-4 9/16 (1640)	5-4 1/16 (1627)	4-9 5/16 (1456)	4-7 13/16 (1418)						
3672			3-1 (940)	3-0 (914)	2-6 3/16 (767)	6-0 9/16 (1843)	6-0 1/16 (1830)	5-5 5/16 (1659)	5-3 13/16 (1621)						
3678	3-1 (940)		3-0 (914)	2-6 3/16 (767)	6-6 9/16 (1995)	6-6 1/16 (1983)	5-11 5/16 (1811)	5-9 13/16 (1773)							
3684	3-1 (940)		3-0 (914)	2-6 3/16 (767)	7-0 9/16 (2148)	7-0 1/16 (2135)	6-5 5/16 (1964)	6-3 13/16 (1926)							
3692	3-1 (940)		3-0 (914)	2-6 3/16 (767)	7-8 9/16 (2351)	7-8 1/16 (2338)	7-1 5/16 (2167)	6-11 13/16 (2129)							
3696	3-1 (940)		3-0 (914)	2-6 3/16 (767)	8-0 9/16 (2453)	8-0 1/16 (2440)	7-5 5/16 (2269)	7-3 13/16 (2230)							
4072	40		3-5 (1041)	3-4 (1016)	2-10 3/16 (868)	6-0 9/16 (1843)	6-0 1/16 (1830)	5-5 5/16 (1659)	5-3 13/16 (1621)						
4078		3-5 (1041)	3-4 (1016)	2-10 3/16 (868)	6-6 9/16 (1995)	6-6 1/16 (1983)	5-11 5/16 (1811)	5-9 13/16 (1773)							
4084		3-5 (1041)	3-4 (1016)	2-10 3/16 (868)	7-0 9/16 (2148)	7-0 1/16 (2135)	6-5 5/16 (1964)	6-3 13/16 (1926)							
4092		3-5 (1041)	3-4 (1016)	2-10 3/16 (868)	7-8 9/16 (2351)	7-8 1/16 (2338)	7-1 5/16 (2167)	6-11 13/16 (2129)							

Egress and Vent Openings Measurements - RT21 and RT22 Full and Replacement Frame

CN	Clear Opening Width		Clear Opening Springline		Egress Opening			Opening Vent Width		Opening Vent Height		Vent Opening	
	ft - in	mm	ft - in	mm	ft <sup>2</sup>	m <sup>2</sup>	E	ft - in	mm	ft - in	mm	ft <sup>2</sup>	m <sup>2</sup>
1632	0-6 13/32	(163)	2-3 7/16	(643)	1.16	(0.11)		0-11 1/64	(280)	2-2 1/64	(661)	1.99	(0.18)
1636	0-6 13/32	(163)	2-7 7/16	(745)	1.33	(0.12)		0-11 1/64	(280)	2-6 1/64	(762)	2.30	(0.21)
1640	0-6 13/32	(163)	2-11 7/16	(846)	1.51	(0.14)		0-11 1/64	(280)	2-10 1/64	(864)	2.60	(0.24)
1644	0-6 13/32	(163)	3-3 7/16	(948)	1.69	(0.16)		0-11 1/64	(280)	3-2 1/64	(965)	2.91	(0.27)
1648	0-6 13/32	(163)	3-7 7/16	(1049)	1.87	(0.17)		0-11 1/64	(280)	3-6 1/64	(1067)	3.21	(0.30)
1654	0-6 13/32	(163)	4-1 7/16	(1202)	2.13	(0.20)		0-11 1/64	(280)	4-0 1/64	(1219)	3.67	(0.34)
1656	0-6 13/32	(163)	4-3 7/16	(1253)	2.22	(0.21)		0-11 1/64	(280)	4-2 1/64	(1270)	3.83	(0.36)
1660	0-6 13/32	(163)	4-7 7/16	(1354)	2.40	(0.22)		0-11 1/64	(280)	4-6 1/64	(1372)	4.13	(0.38)
1664	0-6 13/32	(163)	4-11 7/16	(1456)	2.58	(0.24)		0-11 1/64	(280)	4-10 1/64	(1473)	4.44	(0.41)
1672 T	0-6 13/32	(163)	5-7 7/16	(1659)	2.93	(0.27)		0-11 1/64	(280)	5-6 1/64	(1677)	5.05	(0.47)
1678 T	0-6 13/32	(163)	6-1 7/16	(1811)	3.20	(0.30)		0-11 1/64	(280)	6-0 1/64	(1829)	5.51	(0.51)
1684 T	0-6 13/32	(163)	6-7 7/16	(1964)	3.47	(0.32)		0-11 1/64	(280)	6-6 1/64	(1981)	5.97	(0.55)
1692 T	0-6 13/32	(163)	7-3 7/16	(2167)	3.82	(0.36)		0-11 1/64	(280)	7-2 1/64	(2185)	6.58	(0.61)
1696 T	0-6 13/32	(163)	7-7 7/16	(2269)	4.00	(0.37)		0-11 1/64	(280)	7-6 1/64	(2286)	6.89	(0.64)
1836	0-8 13/32	(213)	2-6 1/16	(745)	1.75	(0.16)		1-1 1/64	(331)	2-6 1/64	(762)	2.71	(0.25)
1840	0-8 13/32	(213)	2-10 1/16	(846)	1.98	(0.18)		1-1 1/64	(331)	2-10 1/64	(864)	3.07	(0.29)
1844	0-8 13/32	(213)	3-2 1/16	(948)	2.22	(0.21)		1-1 1/64	(331)	3-2 1/64	(965)	3.44	(0.32)
1848	0-8 13/32	(213)	3-6 1/16	(1049)	2.45	(0.23)		1-1 1/64	(331)	3-6 1/64	(1067)	3.80	(0.35)
1854	0-8 13/32	(213)	4-0 1/16	(1202)	2.80	(0.26)		1-1 1/64	(331)	4-0 1/64	(1219)	4.34	(0.40)
1856	0-8 13/32	(213)	4-2 1/16	(1253)	2.92	(0.27)		1-1 1/64	(331)	4-2 1/64	(1270)	4.52	(0.42)
1860	0-8 13/32	(213)	4-6 1/16	(1354)	3.15	(0.29)		1-1 1/64	(331)	4-6 1/64	(1372)	4.88	(0.45)
1864	0-8 13/32	(213)	4-10 1/16	(1456)	3.38	(0.31)		1-1 1/64	(331)	4-10 1/64	(1473)	5.24	(0.49)
1872 T	0-8 13/32	(213)	5-6 1/16	(1659)	3.85	(0.36)		1-1 1/64	(331)	5-6 1/64	(1677)	5.97	(0.55)
1878 T	0-8 13/32	(213)	6-0 1/16	(1811)	4.20	(0.39)		1-1 1/64	(331)	6-0 1/64	(1829)	6.51	(0.60)
1884 T	0-8 13/32	(213)	6-6 1/16	(1964)	4.55	(0.42)		1-1 1/64	(331)	6-6 1/64	(1981)	7.05	(0.66)
1892 T	0-8 13/32	(213)	7-2 1/16	(2167)	5.02	(0.47)		1-1 1/64	(331)	7-2 1/64	(2185)	7.77	(0.72)
1896 T	0-8 13/32	(213)	7-6 1/16	(2269)	5.25	(0.49)		1-1 1/64	(331)	7-6 1/64	(2286)	8.14	(0.76)
2036	1-0 57/64	(327)	2-6 23/32	(745)	2.69	(0.25)		1-3 1/64	(381)	2-6 1/64	(762)	3.13	(0.29)
2040	1-0 57/64	(327)	2-10 23/32	(846)	3.04	(0.28)		1-3 1/64	(381)	2-10 1/64	(864)	3.55	(0.33)
2044	1-0 57/64	(327)	3-2 23/32	(948)	3.40	(0.32)		1-3 1/64	(381)	3-2 1/64	(965)	3.96	(0.37)
2048	1-0 57/64	(327)	3-6 23/32	(1049)	3.76	(0.35)		1-3 1/64	(381)	3-6 1/64	(1067)	4.38	(0.41)
2054	1-0 57/64	(327)	4-0 23/32	(1202)	4.30	(0.40)		1-3 1/64	(381)	4-0 1/64	(1219)	5.01	(0.47)
2056	1-0 57/64	(327)	4-2 23/32	(1253)	4.48	(0.42)		1-3 1/64	(381)	4-2 1/64	(1270)	5.22	(0.48)
2060	1-0 57/64	(327)	4-6 23/32	(1354)	4.83	(0.45)		1-3 1/64	(381)	4-6 1/64	(1372)	5.63	(0.52)
2064	1-0 57/64	(327)	4-10 23/32	(1456)	5.19	(0.48)		1-3 1/64	(381)	4-10 1/64	(1473)	6.05	(0.56)
2072 T	1-0 57/64	(327)	5-6 23/32	(1659)	5.91	(0.55)		1-3 1/64	(381)	5-6 1/64	(1677)	6.88	(0.64)
2078 T	1-0 57/64	(327)	6-0 23/32	(1811)	6.45	(0.60)		1-3 1/64	(381)	6-0 1/64	(1829)	7.51	(0.70)
2084 T	1-0 57/64	(327)	6-6 23/32	(1964)	6.98	(0.65)		1-3 1/64	(381)	6-6 1/64	(1981)	8.13	(0.76)
2092 T	1-0 57/64	(327)	7-2 23/32	(2167)	7.70	(0.72)		1-3 1/64	(381)	7-2 1/64	(2185)	8.97	(0.83)
2096 T	1-0 57/64	(327)	7-6 23/32	(2269)	8.06	(0.75)		1-3 1/64	(381)	7-6 1/64	(2286)	9.39	(0.87)
2440	1-4 57/64	(429)	2-8 1/16	(846)	3.99	(0.37)		1-7 1/64	(483)	2-10 1/64	(864)	4.49	(0.42)
2444	1-4 57/64	(429)	3-0 1/16	(948)	4.46	(0.41)		1-7 1/64	(483)	3-2 1/64	(965)	5.02	(0.47)
2448	1-4 57/64	(429)	3-4 1/16	(1049)	4.93	(0.46)		1-7 1/64	(483)	3-6 1/64	(1067)	5.55	(0.52)
2454	1-4 57/64	(429)	3-10 1/16	(1202)	5.63	(0.52)		1-7 1/64	(483)	4-0 1/64	(1219)	6.34	(0.59)
2456	1-4 57/64	(429)	4-0 1/16	(1253)	5.87	(0.54)		1-7 1/64	(483)	4-2 1/64	(1270)	6.60	(0.61)
2460	1-4 57/64	(429)	4-4 1/16	(1354)	6.34	(0.59)		1-7 1/64	(483)	4-6 1/64	(1372)	7.13	(0.66)
2464	1-4 57/64	(429)	4-8 1/16	(1456)	6.80	(0.63)		1-7 1/64	(483)	4-10 1/64	(1473)	7.66	(0.71)
2472 T	1-4 57/64	(429)	5-4 1/16	(1659)	7.74	(0.72)		1-7 1/64	(483)	5-6 1/64	(1677)	8.72	(0.81)
2478 T	1-4 57/64	(429)	5-10 1/16	(1811)	8.45	(0.78)		1-7 1/64	(483)	6-0 1/64	(1829)	9.51	(0.88)
2484 T	1-4 57/64	(429)	6-4 1/16	(1964)	9.15	(0.85)		1-7 1/64	(483)	6-6 1/64	(1981)	10.30	(0.96)
2492 T	1-4 57/64	(429)	7-0 1/16	(2167)	10.09	(0.94)		1-7 1/64	(483)	7-2 1/64	(2185)	11.36	(1.06)
2496 T	1-4 57/64	(429)	7-4 1/16	(2269)	10.56	(0.98)		1-7 1/64	(483)	7-6 1/64	(2286)	11.89	(1.10)

Egress and Vent Openings Measurements - RT21 and RT22 Full and Replacement Frame

CN	Clear Opening Width		Clear Opening Springline		Egress Opening			Opening Vent Width		Opening Vent Height		Vent Opening	
	ft - in	mm	ft - in	mm	ft <sup>2</sup>	m <sup>2</sup>	E	ft - in	mm	ft - in	mm	ft <sup>2</sup>	m <sup>2</sup>
2648	1-6 57/64	(480)	3-2 15/32	(1049)	5.51	(0.51)		1-9 1/64	(534)	3-6 1/64	(1067)	6.13	(0.57)
2654	1-6 57/64	(480)	3-8 15/32	(1202)	6.30	(0.59)		1-9 1/64	(534)	4-0 1/64	(1219)	7.01	(0.65)
2656	1-6 57/64	(480)	3-10 15/32	(1253)	6.56	(0.61)		1-9 1/64	(534)	4-2 1/64	(1270)	7.30	(0.68)
2660	1-6 57/64	(480)	4-2 15/32	(1354)	7.09	(0.66)		1-9 1/64	(534)	4-6 1/64	(1372)	7.88	(0.73)
2664	1-6 57/64	(480)	4-6 15/32	(1456)	7.61	(0.71)		1-9 1/64	(534)	4-10 1/64	(1473)	8.47	(0.79)
2672 T	1-6 57/64	(480)	5-2 15/32	(1659)	8.66	(0.80)		1-9 1/64	(534)	5-6 1/64	(1677)	9.63	(0.90)
2678 T	1-6 57/64	(480)	5-8 15/32	(1811)	9.45	(0.88)		1-9 1/64	(534)	6-0 1/64	(1829)	10.51	(0.98)
2684 T	1-6 57/64	(480)	6-2 15/32	(1964)	10.23	(0.95)		1-9 1/64	(534)	6-6 1/64	(1981)	11.39	(1.06)
2692 T	1-6 57/64	(480)	6-10 15/32	(2167)	11.28	(1.05)		1-9 1/64	(534)	7-2 1/64	(2185)	12.55	(1.17)
2696 T	1-6 57/64	(480)	7-2 15/32	(2269)	11.81	(1.10)		1-9 1/64	(534)	7-6 1/64	(2286)	13.14	(1.22)
2844	1-8 57/64	(531)	3-0 1/4	(948)	5.51	(0.51)		1-11 1/64	(585)	3-2 1/64	(965)	6.08	(0.56)
2848	1-8 57/64	(531)	3-4 1/4	(1049)	6.09	(0.57)	E	1-11 1/64	(585)	3-6 1/64	(1067)	6.71	(0.62)
2854	1-8 57/64	(531)	3-10 1/4	(1202)	6.96	(0.65)	E	1-11 1/64	(585)	4-0 1/64	(1219)	7.67	(0.71)
2856	1-8 57/64	(531)	4-0 1/4	(1253)	7.26	(0.67)	E	1-11 1/64	(585)	4-2 1/64	(1270)	7.99	(0.74)
2860	1-8 57/64	(531)	4-4 1/4	(1354)	7.84	(0.73)	E	1-11 1/64	(585)	4-6 1/64	(1372)	8.63	(0.80)
2864	1-8 57/64	(531)	4-8 1/4	(1456)	8.42	(0.78)	E	1-11 1/64	(585)	4-10 1/64	(1473)	9.27	(0.86)
2872 T	1-8 57/64	(531)	5-4 1/4	(1659)	9.58	(0.89)	E	1-11 1/64	(585)	5-6 1/64	(1677)	10.55	(0.98)
2878 T	1-8 57/64	(531)	5-10 1/4	(1811)	10.45	(0.97)	E	1-11 1/64	(585)	6-0 1/64	(1829)	11.51	(1.07)
2884 T	1-8 57/64	(531)	6-4 1/4	(1964)	11.32	(1.05)	E	1-11 1/64	(585)	6-6 1/64	(1981)	12.47	(1.16)
2892 T	1-8 57/64	(531)	7-0 1/4	(2167)	12.48	(1.16)	E	1-11 1/64	(585)	7-2 1/64	(2185)	13.75	(1.28)
2896 T	1-8 57/64	(531)	7-4 1/4	(2269)	13.06	(1.21)	E	1-11 1/64	(585)	7-6 1/64	(2286)	14.39	(1.34)
3060	1-10 57/64	(581)	3-2 31/32	(1049)	6.68	(0.62)	E	2-1 1/64	(635)	3-6 1/64	(1067)	7.30	(0.68)
3064	1-10 57/64	(581)	3-8 31/32	(1202)	7.63	(0.71)	E	2-1 1/64	(635)	4-0 1/64	(1219)	8.34	(0.77)
3072 T	1-10 57/64	(581)	3-10 31/32	(1253)	7.95	(0.74)	E	2-1 1/64	(635)	4-2 1/64	(1270)	8.69	(0.81)
3078 T	1-10 57/64	(581)	4-2 31/32	(1354)	8.59	(0.80)	E	2-1 1/64	(635)	4-6 1/64	(1372)	9.38	(0.87)
3084 T	1-10 57/64	(581)	4-6 31/32	(1456)	9.22	(0.86)	E	2-1 1/64	(635)	4-10 1/64	(1473)	10.08	(0.94)
3092 T	1-10 57/64	(581)	5-2 31/32	(1659)	10.49	(0.97)	E	2-1 1/64	(635)	5-6 1/64	(1677)	11.47	(1.07)
3096 T	1-10 57/64	(581)	5-8 31/32	(1811)	11.45	(1.06)	E	2-1 1/64	(635)	6-0 1/64	(1829)	12.51	(1.16)
3260	2-0 57/64	(632)	6-2 31/32	(1964)	12.40	(1.15)	E	2-1 1/64	(635)	6-6 1/64	(1981)	13.55	(1.26)
3264	2-0 57/64	(632)	6-10 31/32	(2167)	13.67	(1.27)	E	2-1 1/64	(635)	7-2 1/64	(2185)	14.94	(1.39)
3272 T	2-0 57/64	(632)	7-2 31/32	(2269)	14.31	(1.33)	E	2-1 1/64	(635)	7-6 1/64	(2286)	15.64	(1.45)
3278 T	2-0 57/64	(632)	3-8 13/16	(1202)	8.30	(0.77)	E	2-3 1/64	(686)	4-0 1/64	(1219)	9.01	(0.84)
3284 T	2-0 57/64	(632)	3-10 13/16	(1253)	8.64	(0.80)	E	2-3 1/64	(686)	4-2 1/64	(1270)	9.38	(0.87)
3292 T	2-0 57/64	(632)	4-2 13/16	(1354)	9.34	(0.87)	E	2-3 1/64	(686)	4-6 1/64	(1372)	10.13	(0.94)
3296 T	2-0 57/64	(632)	4-6 13/16	(1456)	10.03	(0.93)	E	2-3 1/64	(686)	4-10 1/64	(1473)	10.88	(1.01)
3664	2-4 57/64	(734)	5-2 13/16	(1659)	11.41	(1.06)	E	2-3 1/64	(686)	5-6 1/64	(1677)	12.38	(1.15)
3672 T	2-4 57/64	(734)	5-8 13/16	(1811)	12.45	(1.16)	E	2-3 1/64	(686)	6-0 1/64	(1829)	13.51	(1.26)
3678 T	2-4 57/64	(734)	6-2 13/16	(1964)	13.48	(1.25)	E	2-3 1/64	(686)	6-6 1/64	(1981)	14.64	(1.36)
3684 T	2-4 57/64	(734)	6-10 13/16	(2167)	14.87	(1.38)	E	2-3 1/64	(686)	7-2 1/64	(2185)	16.14	(1.50)
3692 T	2-4 57/64	(734)	7-2 13/16	(2269)	15.56	(1.45)	E	2-3 1/64	(686)	7-6 1/64	(2286)	16.89	(1.57)
3696 T	2-4 57/64	(734)	3-10 13/32	(1253)	10.03	(0.93)	E	2-7 1/64	(788)	4-2 1/64	(1270)	10.77	(1.00)
4072 T	2-8 57/64	(835)	4-2 13/32	(1354)	10.84	(1.01)	E	2-7 1/64	(788)	4-6 1/64	(1372)	11.63	(1.08)
4078 T	2-8 57/64	(835)	4-6 13/32	(1456)	11.64	(1.08)	E	2-7 1/64	(788)	4-10 1/64	(1473)	12.49	(1.16)
4084 T	2-8 57/64	(835)	5-2 13/32	(1659)	13.24	(1.23)	E	2-7 1/64	(788)	5-6 1/64	(1677)	14.22	(1.32)
4092 T	2-8 57/64	(835)	5-8 13/32	(1811)	14.45	(1.34)	E	2-7 1/64	(788)	6-0 1/64	(1829)	15.51	(1.44)



Standard Sizes Chart - Operable RT21 and RT22 Full and Replacement Frame

Standard Casement Unit Measurements for RT21															
CN	Radius	Width						Height							
		Rough Opening		Frame Size		Daylight Opening		Rough Opening		Frame Size (w/subsill)		Daylight Opening (Std Btm Rail)		Daylight Opening (Tall Btm Rail)	
		ft - in	mm	ft - in	mm	ft - in	mm	ft - in	mm	ft - in	mm	ft - in	mm	ft - in	mm
1632	30	1-5	(432)	1-4	(406)	0-10 3/16	(259)	2-8 9/16	(827)	2-8 1/16	(814)	2-1 5/16	(643)	1-11 13/16	(605)
1636		1-5	(432)	1-4	(406)	0-10 3/16	(259)	3-0 9/16	(929)	3-0 1/16	(916)	2-5 5/16	(745)	2-3 13/16	(706)
1640		1-5	(432)	1-4	(406)	0-10 3/16	(259)	3-4 9/16	(1030)	3-4 1/16	(1018)	2-9 5/16	(846)	2-7 13/16	(808)
1644		1-5	(432)	1-4	(406)	0-10 3/16	(259)	3-8 9/16	(1132)	3-8 1/16	(1119)	3-1 5/16	(948)	2-11 13/16	(910)
1648		1-5	(432)	1-4	(406)	0-10 3/16	(259)	4-0 9/16	(1233)	4-0 1/16	(1221)	3-5 5/16	(1049)	3-3 13/16	(1011)
1654		1-5	(432)	1-4	(406)	0-10 3/16	(259)	4-6 9/16	(1386)	4-6 1/16	(1373)	3-11 5/16	(1202)	3-9 13/16	(1164)
1656		1-5	(432)	1-4	(406)	0-10 3/16	(259)	4-8 9/16	(1437)	4-8 1/16	(1424)	4-1 5/16	(1253)	3-11 13/16	(1214)
1660		1-5	(432)	1-4	(406)	0-10 3/16	(259)	5-0 9/16	(1538)	5-0 1/16	(1526)	4-5 5/16	(1354)	4-3 13/16	(1316)
1664		1-5	(432)	1-4	(406)	0-10 3/16	(259)	5-4 9/16	(1640)	5-4 1/16	(1627)	4-9 5/16	(1456)	4-7 13/16	(1418)
1672		1-5	(432)	1-4	(406)	0-10 3/16	(259)	6-0 9/16	(1843)	6-0 1/16	(1830)	5-5 5/16	(1659)	5-3 13/16	(1621)
1678		1-5	(432)	1-4	(406)	0-10 3/16	(259)	6-6 9/16	(1995)	6-6 1/16	(1983)	5-11 5/16	(1811)	5-9 13/16	(1773)
1684		1-5	(432)	1-4	(406)	0-10 3/16	(259)	7-0 9/16	(2148)	7-0 1/16	(2135)	6-5 5/16	(1964)	6-3 13/16	(1926)
1692		1-5	(432)	1-4	(406)	0-10 3/16	(259)	7-8 9/16	(2351)	7-8 1/16	(2338)	7-1 5/16	(2167)	6-11 13/16	(2129)
1696		1-5	(432)	1-4	(406)	0-10 3/16	(259)	8-0 9/16	(2453)	8-0 1/16	(2440)	7-5 5/16	(2269)	7-3 13/16	(2230)
1836	30	1-7	(483)	1-6	(457)	1-0 3/16	(310)	3-0 9/16	(929)	3-0 1/16	(916)	2-5 5/16	(745)	2-3 13/16	(706)
1840		1-7	(483)	1-6	(457)	1-0 3/16	(310)	3-4 9/16	(1030)	3-4 1/16	(1018)	2-9 5/16	(846)	2-7 13/16	(808)
1844		1-7	(483)	1-6	(457)	1-0 3/16	(310)	3-8 9/16	(1132)	3-8 1/16	(1119)	3-1 5/16	(948)	2-11 13/16	(910)
1848		1-7	(483)	1-6	(457)	1-0 3/16	(310)	4-0 9/16	(1233)	4-0 1/16	(1221)	3-5 5/16	(1049)	3-3 13/16	(1011)
1854		1-7	(483)	1-6	(457)	1-0 3/16	(310)	4-6 9/16	(1386)	4-6 1/16	(1373)	3-11 5/16	(1202)	3-9 13/16	(1164)
1856		1-7	(483)	1-6	(457)	1-0 3/16	(310)	4-8 9/16	(1437)	4-8 1/16	(1424)	4-1 5/16	(1253)	3-11 13/16	(1214)
1860		1-7	(483)	1-6	(457)	1-0 3/16	(310)	5-0 9/16	(1538)	5-0 1/16	(1526)	4-5 5/16	(1354)	4-3 13/16	(1316)
1864		1-7	(483)	1-6	(457)	1-0 3/16	(310)	5-4 9/16	(1640)	5-4 1/16	(1627)	4-9 5/16	(1456)	4-7 13/16	(1418)
1872		1-7	(483)	1-6	(457)	1-0 3/16	(310)	6-0 9/16	(1843)	6-0 1/16	(1830)	5-5 5/16	(1659)	5-3 13/16	(1621)
1878		1-7	(483)	1-6	(457)	1-0 3/16	(310)	6-6 9/16	(1995)	6-6 1/16	(1983)	5-11 5/16	(1811)	5-9 13/16	(1773)
1884		1-7	(483)	1-6	(457)	1-0 3/16	(310)	7-0 9/16	(2148)	7-0 1/16	(2135)	6-5 5/16	(1964)	6-3 13/16	(1926)
1892		1-7	(483)	1-6	(457)	1-0 3/16	(310)	7-8 9/16	(2351)	7-8 1/16	(2338)	7-1 5/16	(2167)	6-11 13/16	(2129)
1896		1-7	(483)	1-6	(457)	1-0 3/16	(310)	8-0 9/16	(2453)	8-0 1/16	(2440)	7-5 5/16	(2269)	7-3 13/16	(2230)
2036		40	1-9	(533)	1-8	(508)	1-2 3/16	(360)	3-0 9/16	(929)	3-0 1/16	(916)	2-5 5/16	(745)	2-3 13/16
2040	1-9		(533)	1-8	(508)	1-2 3/16	(360)	3-4 9/16	(1030)	3-4 1/16	(1018)	2-9 5/16	(846)	2-7 13/16	(808)
2044	1-9		(533)	1-8	(508)	1-2 3/16	(360)	3-8 9/16	(1132)	3-8 1/16	(1119)	3-1 5/16	(948)	2-11 13/16	(910)
2048	1-9		(533)	1-8	(508)	1-2 3/16	(360)	4-0 9/16	(1233)	4-0 1/16	(1221)	3-5 5/16	(1049)	3-3 13/16	(1011)
2054	1-9		(533)	1-8	(508)	1-2 3/16	(360)	4-6 9/16	(1386)	4-6 1/16	(1373)	3-11 5/16	(1202)	3-9 13/16	(1164)
2056	1-9		(533)	1-8	(508)	1-2 3/16	(360)	4-8 9/16	(1437)	4-8 1/16	(1424)	4-1 5/16	(1253)	3-11 13/16	(1214)
2060	1-9		(533)	1-8	(508)	1-2 3/16	(360)	5-0 9/16	(1538)	5-0 1/16	(1526)	4-5 5/16	(1354)	4-3 13/16	(1316)
2064	1-9		(533)	1-8	(508)	1-2 3/16	(360)	5-4 9/16	(1640)	5-4 1/16	(1627)	4-9 5/16	(1456)	4-7 13/16	(1418)
2072	1-9		(533)	1-8	(508)	1-2 3/16	(360)	6-0 9/16	(1843)	6-0 1/16	(1830)	5-5 5/16	(1659)	5-3 13/16	(1621)
2078	1-9		(533)	1-8	(508)	1-2 3/16	(360)	6-6 9/16	(1995)	6-6 1/16	(1983)	5-11 5/16	(1811)	5-9 13/16	(1773)
2084	1-9		(533)	1-8	(508)	1-2 3/16	(360)	7-0 9/16	(2148)	7-0 1/16	(2135)	6-5 5/16	(1964)	6-3 13/16	(1926)
2092	1-9		(533)	1-8	(508)	1-2 3/16	(360)	7-8 9/16	(2351)	7-8 1/16	(2338)	7-1 5/16	(2167)	6-11 13/16	(2129)
2096	1-9		(533)	1-8	(508)	1-2 3/16	(360)	8-0 9/16	(2453)	8-0 1/16	(2440)	7-5 5/16	(2269)	7-3 13/16	(2230)

Standard Sizes Chart - Operable RT21 and RT22 Full and Replacement Frame

Standard Casement Unit Measurements for RT21																
CN	Radius	Width						Height								
		Rough Opening		Frame Size		Daylight Opening		Rough Opening		Frame Size (w/subsill)		Daylight Opening (Std Btm Rail)		Daylight Opening (Tall Btm Rail)		
		ft - in	mm	ft - in	mm	ft - in	mm	ft - in	mm	ft - in	mm	ft - in	mm	ft - in	mm	
2440	40	2-1	(635)	2-0	(610)	1-6 3/16	(462)	3-4 9/16	(1030)	3-4 1/16	(1018)	2-9 5/16	(846)	2-7 13/16	(808)	
2444		2-1	(635)	2-0	(610)	1-6 3/16	(462)	3-8 9/16	(1132)	3-8 1/16	(1119)	3-1 5/16	(948)	2-11 13/16	(910)	
2448		2-1	(635)	2-0	(610)	1-6 3/16	(462)	4-0 9/16	(1233)	4-0 1/16	(1221)	3-5 5/16	(1049)	3-3 13/16	(1011)	
2454		2-1	(635)	2-0	(610)	1-6 3/16	(462)	4-6 9/16	(1386)	4-6 1/16	(1373)	3-11 5/16	(1202)	3-9 13/16	(1164)	
2456		2-1	(635)	2-0	(610)	1-6 3/16	(462)	4-8 9/16	(1437)	4-8 1/16	(1424)	4-1 5/16	(1253)	3-11 13/16	(1214)	
2460		2-1	(635)	2-0	(610)	1-6 3/16	(462)	5-0 9/16	(1538)	5-0 1/16	(1526)	4-5 5/16	(1354)	4-3 13/16	(1316)	
2464		2-1	(635)	2-0	(610)	1-6 3/16	(462)	5-4 9/16	(1640)	5-4 1/16	(1627)	4-9 5/16	(1456)	4-7 13/16	(1418)	
2472		2-1	(635)	2-0	(610)	1-6 3/16	(462)	6-0 9/16	(1843)	6-0 1/16	(1830)	5-5 5/16	(1659)	5-3 13/16	(1621)	
2478		2-1	(635)	2-0	(610)	1-6 3/16	(462)	6-6 9/16	(1995)	6-6 1/16	(1983)	5-11 5/16	(1811)	5-9 13/16	(1773)	
2484		2-1	(635)	2-0	(610)	1-6 3/16	(462)	7-0 9/16	(2148)	7-0 1/16	(2135)	6-5 5/16	(1964)	6-3 13/16	(1926)	
2492		2-1	(635)	2-0	(610)	1-6 3/16	(462)	7-8 9/16	(2351)	7-8 1/16	(2338)	7-1 5/16	(2167)	6-11 13/16	(2129)	
2496		2-1	(635)	2-0	(610)	1-6 3/16	(462)	8-0 9/16	(2453)	8-0 1/16	(2440)	7-5 5/16	(2269)	7-3 13/16	(2230)	
2648		40	2-3	(686)	2-2	(660)	1-8 3/16	(513)	4-0 9/16	(1233)	4-0 1/16	(1221)	3-5 5/16	(1049)	3-3 13/16	(1011)
2654			2-3	(686)	2-2	(660)	1-8 3/16	(513)	4-6 9/16	(1386)	4-6 1/16	(1373)	3-11 5/16	(1202)	3-9 13/16	(1164)
2656	2-3		(686)	2-2	(660)	1-8 3/16	(513)	4-8 9/16	(1437)	4-8 1/16	(1424)	4-1 5/16	(1253)	3-11 13/16	(1214)	
2660	2-3		(686)	2-2	(660)	1-8 3/16	(513)	5-0 9/16	(1538)	5-0 1/16	(1526)	4-5 5/16	(1354)	4-3 13/16	(1316)	
2664	2-3		(686)	2-2	(660)	1-8 3/16	(513)	5-4 9/16	(1640)	5-4 1/16	(1627)	4-9 5/16	(1456)	4-7 13/16	(1418)	
2672	2-3		(686)	2-2	(660)	1-8 3/16	(513)	6-0 9/16	(1843)	6-0 1/16	(1830)	5-5 5/16	(1659)	5-3 13/16	(1621)	
2678	2-3		(686)	2-2	(660)	1-8 3/16	(513)	6-6 9/16	(1995)	6-6 1/16	(1983)	5-11 5/16	(1811)	5-9 13/16	(1773)	
2684	2-3		(686)	2-2	(660)	1-8 3/16	(513)	7-0 9/16	(2148)	7-0 1/16	(2135)	6-5 5/16	(1964)	6-3 13/16	(1926)	
2692	2-3		(686)	2-2	(660)	1-8 3/16	(513)	7-8 9/16	(2351)	7-8 1/16	(2338)	7-1 5/16	(2167)	6-11 13/16	(2129)	
2696	2-3		(686)	2-2	(660)	1-8 3/16	(513)	8-0 9/16	(2453)	8-0 1/16	(2440)	7-5 5/16	(2269)	7-3 13/16	(2230)	
2844	54		2-5	(737)	2-4	(711)	1-10 3/16	(564)	3-8 9/16	(1132)	3-8 1/16	(1119)	3-1 5/16	(948)	2-11 13/16	(910)
2848			2-5	(737)	2-4	(711)	1-10 3/16	(564)	4-0 9/16	(1233)	4-0 1/16	(1221)	3-5 5/16	(1049)	3-3 13/16	(1011)
2854			2-5	(737)	2-4	(711)	1-10 3/16	(564)	4-6 9/16	(1386)	4-6 1/16	(1373)	3-11 5/16	(1202)	3-9 13/16	(1164)
2856			2-5	(737)	2-4	(711)	1-10 3/16	(564)	4-8 9/16	(1437)	4-8 1/16	(1424)	4-1 5/16	(1253)	3-11 13/16	(1214)
2860		2-5	(737)	2-4	(711)	1-10 3/16	(564)	5-0 9/16	(1538)	5-0 1/16	(1526)	4-5 5/16	(1354)	4-3 13/16	(1316)	
2864		2-5	(737)	2-4	(711)	1-10 3/16	(564)	5-4 9/16	(1640)	5-4 1/16	(1627)	4-9 5/16	(1456)	4-7 13/16	(1418)	
2872		2-5	(737)	2-4	(711)	1-10 3/16	(564)	6-0 9/16	(1843)	6-0 1/16	(1830)	5-5 5/16	(1659)	5-3 13/16	(1621)	
2878		2-5	(737)	2-4	(711)	1-10 3/16	(564)	6-6 9/16	(1995)	6-6 1/16	(1983)	5-11 5/16	(1811)	5-9 13/16	(1773)	
2884		2-5	(737)	2-4	(711)	1-10 3/16	(564)	7-0 9/16	(2148)	7-0 1/16	(2135)	6-5 5/16	(1964)	6-3 13/16	(1926)	
2892		2-5	(737)	2-4	(711)	1-10 3/16	(564)	7-8 9/16	(2351)	7-8 1/16	(2338)	7-1 5/16	(2167)	6-11 13/16	(2129)	
2896		2-5	(737)	2-4	(711)	1-10 3/16	(564)	8-0 9/16	(2453)	8-0 1/16	(2440)	7-5 5/16	(2269)	7-3 13/16	(2230)	
3048		54	2-7	(787)	2-6	(762)	2-0 3/16	(614)	4-0 9/16	(1233)	4-0 1/16	(1221)	3-5 5/16	(1049)	3-3 13/16	(1011)
3054			2-7	(787)	2-6	(762)	2-0 3/16	(614)	4-6 9/16	(1386)	4-6 1/16	(1373)	3-11 5/16	(1202)	3-9 13/16	(1164)
3056			2-7	(787)	2-6	(762)	2-0 3/16	(614)	4-8 9/16	(1437)	4-8 1/16	(1424)	4-1 5/16	(1253)	3-11 13/16	(1214)
3060	2-7		(787)	2-6	(762)	2-0 3/16	(614)	5-0 9/16	(1538)	5-0 1/16	(1526)	4-5 5/16	(1354)	4-3 13/16	(1316)	
3064	2-7		(787)	2-6	(762)	2-0 3/16	(614)	5-4 9/16	(1640)	5-4 1/16	(1627)	4-9 5/16	(1456)	4-7 13/16	(1418)	
3072	2-7		(787)	2-6	(762)	2-0 3/16	(614)	6-0 9/16	(1843)	6-0 1/16	(1830)	5-5 5/16	(1659)	5-3 13/16	(1621)	
3078	2-7		(787)	2-6	(762)	2-0 3/16	(614)	6-6 9/16	(1995)	6-6 1/16	(1983)	5-11 5/16	(1811)	5-9 13/16	(1773)	
3084	2-7		(787)	2-6	(762)	2-0 3/16	(614)	7-0 9/16	(2148)	7-0 1/16	(2135)	6-5 5/16	(1964)	6-3 13/16	(1926)	
3092	2-7		(787)	2-6	(762)	2-0 3/16	(614)	7-8 9/16	(2351)	7-8 1/16	(2338)	7-1 5/16	(2167)	6-11 13/16	(2129)	
3096	2-7		(787)	2-6	(762)	2-0 3/16	(614)	8-0 9/16	(2453)	8-0 1/16	(2440)	7-5 5/16	(2269)	7-3 13/16	(2230)	

**Standard Sizes Chart - Operable RT21 and RT22 Full and Replacement Frame**

Standard Casement Unit Measurements for RT21																
CN	Radius	Width						Height								
		Rough Opening		Frame Size		Daylight Opening		Rough Opening		Frame Size (w/subsill)		Daylight Opening (Std Btm Rail)		Daylight Opening (Tall Btm Rail)		
		ft - in	mm	ft - in	mm	ft - in	mm	ft - in	mm	ft - in	mm	ft - in	mm	ft - in	mm	
3254	60	2-9	(838)	2-8	(813)	2-2 3/16	(665)	4-6 9/16	(1386)	4-6 1/16	(1373)	3-11 5/16	(1202)	3-9 13/16	(1164)	
3256		2-9	(838)	2-8	(813)	2-2 3/16	(665)	4-8 9/16	(1437)	4-8 1/16	(1424)	4-1 5/16	(1253)	3-11 13/16	(1214)	
3260		2-9	(838)	2-8	(813)	2-2 3/16	(665)	5-0 9/16	(1538)	5-0 1/16	(1526)	4-5 5/16	(1354)	4-3 13/16	(1316)	
3264		2-9	(838)	2-8	(813)	2-2 3/16	(665)	5-4 9/16	(1640)	5-4 1/16	(1627)	4-9 5/16	(1456)	4-7 13/16	(1418)	
3272		2-9	(838)	2-8	(813)	2-2 3/16	(665)	6-0 9/16	(1843)	6-0 1/16	(1830)	5-5 5/16	(1659)	5-3 13/16	(1621)	
3278		2-9	(838)	2-8	(813)	2-2 3/16	(665)	6-6 9/16	(1995)	6-6 1/16	(1983)	5-11 5/16	(1811)	5-9 13/16	(1773)	
3284		2-9	(838)	2-8	(813)	2-2 3/16	(665)	7-0 9/16	(2148)	7-0 1/16	(2135)	6-5 5/16	(1964)	6-3 13/16	(1926)	
3292		2-9	(838)	2-8	(813)	2-2 3/16	(665)	7-8 9/16	(2351)	7-8 1/16	(2338)	7-1 5/16	(2167)	6-11 13/16	(2129)	
3296		2-9	(838)	2-8	(813)	2-2 3/16	(665)	8-0 9/16	(2453)	8-0 1/16	(2440)	7-5 5/16	(2269)	7-3 13/16	(2230)	
3656		72	3-1	(940)	3-0	(914)	2-6 3/16	(767)	4-8 9/16	(1437)	4-8 1/16	(1424)	4-1 5/16	(1253)	3-11 13/16	(1214)
3660	3-1		(940)	3-0	(914)	2-6 3/16	(767)	5-0 9/16	(1538)	5-0 1/16	(1526)	4-5 5/16	(1354)	4-3 13/16	(1316)	
3664	3-1		(940)	3-0	(914)	2-6 3/16	(767)	5-4 9/16	(1640)	5-4 1/16	(1627)	4-9 5/16	(1456)	4-7 13/16	(1418)	
3672	3-1		(940)	3-0	(914)	2-6 3/16	(767)	6-0 9/16	(1843)	6-0 1/16	(1830)	5-5 5/16	(1659)	5-3 13/16	(1621)	
3678	3-1		(940)	3-0	(914)	2-6 3/16	(767)	6-6 9/16	(1995)	6-6 1/16	(1983)	5-11 5/16	(1811)	5-9 13/16	(1773)	
3684	3-1		(940)	3-0	(914)	2-6 3/16	(767)	7-0 9/16	(2148)	7-0 1/16	(2135)	6-5 5/16	(1964)	6-3 13/16	(1926)	
3692	3-1		(940)	3-0	(914)	2-6 3/16	(767)	7-8 9/16	(2351)	7-8 1/16	(2338)	7-1 5/16	(2167)	6-11 13/16	(2129)	
3696	3-1		(940)	3-0	(914)	2-6 3/16	(767)	8-0 9/16	(2453)	8-0 1/16	(2440)	7-5 5/16	(2269)	7-3 13/16	(2230)	
4064	72		3-5	(1041)	3-4	(1016)	2-10 3/16	(868)	5-4 9/16	(1640)	5-4 1/16	(1627)	4-9 5/16	(1456)	4-7 13/16	(1418)
4072			3-5	(1041)	3-4	(1016)	2-10 3/16	(868)	6-0 9/16	(1843)	6-0 1/16	(1830)	5-5 5/16	(1659)	5-3 13/16	(1621)
4078		3-5	(1041)	3-4	(1016)	2-10 3/16	(868)	6-6 9/16	(1995)	6-6 1/16	(1983)	5-11 5/16	(1811)	5-9 13/16	(1773)	
4084		3-5	(1041)	3-4	(1016)	2-10 3/16	(868)	7-0 9/16	(2148)	7-0 1/16	(2135)	6-5 5/16	(1964)	6-3 13/16	(1926)	
4092		3-5	(1041)	3-4	(1016)	2-10 3/16	(868)	7-8 9/16	(2351)	7-8 1/16	(2338)	7-1 5/16	(2167)	6-11 13/16	(2129)	

**Standard Sizes Chart - RT1 Stationary Units as Transoms Full and Replacement Frame**

Standard Casement Unit Measurements for RT1 Stationary												
CN	Width						Height					
	Rough Opening		Frame Size		Daylight Opening		Rough Opening		Frame Size (w/subsill)		Daylight Opening (Std Btm Rail)	
	ft - in	mm	ft - in	mm	ft - in	mm	ft - in	mm	ft - in	mm	ft - in	mm
2412	2-1	(635)	2-0	(610)	1-6 3/16	(462)	1-1 7/16	(341)	1-0 15/16	(329)	0-6 3/16	(157)
2814	2-5	(737)	2-4	(711)	1-10 3/16	(564)	1-3 7/16	(392)	1-2 15/16	(379)	0-8 3/16	(208)
3216	2-9	(838)	2-8	(813)	2-2 3/16	(665)	1-5 7/16	(443)	1-4 15/16	(430)	0-10 3/16	(259)
3218	2-9	(838)	2-8	(813)	2-2 3/16	(665)	1-7 7/16	(494)	1-6 15/16	(481)	1-0 3/16	(310)
4020	3-5	(1041)	3-4	(1016)	2-10 3/16	(868)	1-9 7/16	(545)	1-8 15/16	(532)	1-2 3/16	(360)
4824	4-1	(1245)	4-0	(1219)	3-6 3/16	(1072)	2-1 7/16	(646)	2-0 15/16	(633)	1-6 3/16	(462)
5628	4-9	(1448)	4-8	(1422)	4-2 3/16	(1275)	2-5 7/16	(748)	2-4 15/16	(735)	1-10 3/16	(564)
6030	5-1	(1549)	5-0	(1524)	4-6 3/16	(1376)	2-7 7/16	(799)	2-6 15/16	(786)	2-0 3/16	(614)
6432	5-5	(1651)	5-4	(1626)	4-10 3/16	(1478)	2-9 7/16	(849)	2-8 15/16	(837)	2-2 3/16	(665)
7236	6-1	(1854)	6-0	(1829)	5-6 3/16	(1681)	3-1 7/16	(951)	3-0 15/16	(938)	2-6 3/16	(767)
8442	7-1	(2159)	7-0	(2134)	6-6 3/16	(1986)	3-7 7/16	(1103)	3-6 15/16	(1091)	3-0 3/16	(919)
9648	8-1	(2464)	8-0	(2438)	7-6 3/16	(2291)	4-1 7/16	(1256)	4-0 15/16	(1243)	3-6 3/16	(1072)
10854	9-1	(2769)	9-0	(2743)	8-6 3/16	(2596)	4-7 7/16	(1408)	4-6 15/16	(1395)	4-0 3/16	(1224)
12060	10-1	(3073)	10-0	(3048)	9-6 3/16	(2900)	5-1 7/16	(1561)	5-0 15/16	(1548)	4-6 3/16	(1376)

**Standard Sizes Chart - RT6 Stationary Units as Transoms Full and Replacement Frame**

Standard Casement Unit Measurements for RT6 Stationary																
CN	Radius	Width						Height								
		Rough Opening		Frame Size		Daylight Opening		Rough Opening		Frame Size (w/subsill)		Daylight Opening (Std Btm Rail)		Daylight Opening (Tall Btm Rail)		
		ft - in	mm	ft - in	mm	ft - in	mm	ft - in	mm	ft - in	mm	ft - in	mm	ft - in	mm	
2419	2-0	2-1	(635)	2-0	(610)	1-6 3/16	(462)	1-7 7/16	(494)	1-6 15/16	(481)	1-0 3/16	(310)	0-10 11/16	(271)	
2423		2-1	(635)	2-0	(610)	1-6 3/16	(462)	2-1 7/16	(646)	2-0 15/16	(633)	1-6 3/16	(462)	1-4 11/16	(424)	
2435		2-1	(635)	2-0	(610)	1-6 3/16	(462)	3-1 7/16	(951)	3-0 15/16	(938)	2-6 3/16	(767)	2-4 11/16	(729)	
2447		2-1	(635)	2-0	(610)	1-6 3/16	(462)	4-1 7/16	(1256)	4-0 15/16	(1243)	3-6 3/16	(1072)	3-4 11/16	(1033)	
2459		2-1	(635)	2-0	(610)	1-6 3/16	(462)	5-1 7/16	(1561)	5-0 15/16	(1548)	4-6 3/16	(1376)	4-4 11/16	(1338)	
2471		2-1	(635)	2-0	(610)	1-6 3/16	(462)	6-1 7/16	(1865)	6-0 15/16	(1853)	5-6 3/16	(1681)	5-4 11/16	(1643)	
2619		2-3	(686)	2-2	(660)	1-8 3/16	(513)	1-7 7/16	(494)	1-6 15/16	(481)	1-0 3/16	(310)	0-10 11/16	(271)	
2623		2-3	(686)	2-2	(660)	1-8 3/16	(513)	2-1 7/16	(646)	2-0 15/16	(633)	1-6 3/16	(462)	1-4 11/16	(424)	
2635		2-3	(686)	2-2	(660)	1-8 3/16	(513)	3-1 7/16	(951)	3-0 15/16	(938)	2-6 3/16	(767)	2-4 11/16	(729)	
2647		2-3	(686)	2-2	(660)	1-8 3/16	(513)	4-1 7/16	(1256)	4-0 15/16	(1243)	3-6 3/16	(1072)	3-4 11/16	(1033)	
2659		2-3	(686)	2-2	(660)	1-8 3/16	(513)	5-1 7/16	(1561)	5-0 15/16	(1548)	4-6 3/16	(1376)	4-4 11/16	(1338)	
2671		2-3	(686)	2-2	(660)	1-8 3/16	(513)	6-1 7/16	(1865)	6-0 15/16	(1853)	5-6 3/16	(1681)	5-4 11/16	(1643)	
2819		2-5	(737)	2-4	(711)	1-10 3/16	(564)	1-7 7/16	(494)	1-6 15/16	(481)	1-0 3/16	(310)	0-10 11/16	(271)	
2823		2-5	(737)	2-4	(711)	1-10 3/16	(564)	2-1 7/16	(646)	2-0 15/16	(633)	1-6 3/16	(462)	1-4 11/16	(424)	
2835		2-5	(737)	2-4	(711)	1-10 3/16	(564)	3-1 7/16	(951)	3-0 15/16	(938)	2-6 3/16	(767)	2-4 11/16	(729)	
2847		2-5	(737)	2-4	(711)	1-10 3/16	(564)	4-1 7/16	(1256)	4-0 15/16	(1243)	3-6 3/16	(1072)	3-4 11/16	(1033)	
2859		2-5	(737)	2-4	(711)	1-10 3/16	(564)	5-1 7/16	(1561)	5-0 15/16	(1548)	4-6 3/16	(1376)	4-4 11/16	(1338)	
2871		2-5	(737)	2-4	(711)	1-10 3/16	(564)	6-1 7/16	(1865)	6-0 15/16	(1853)	5-6 3/16	(1681)	5-4 11/16	(1643)	
3019		2-6	2-7	(787)	2-6	(762)	2-0 3/16	(614)	1-7 7/16	(494)	1-6 15/16	(481)	1-0 3/16	(310)	0-10 11/16	(271)
3023			2-7	(787)	2-6	(762)	2-0 3/16	(614)	2-1 7/16	(646)	2-0 15/16	(633)	1-6 3/16	(462)	1-4 11/16	(424)
3035	2-7		(787)	2-6	(762)	2-0 3/16	(614)	3-1 7/16	(951)	3-0 15/16	(938)	2-6 3/16	(767)	2-4 11/16	(729)	
3047	2-7		(787)	2-6	(762)	2-0 3/16	(614)	4-1 7/16	(1256)	4-0 15/16	(1243)	3-6 3/16	(1072)	3-4 11/16	(1033)	
3059	2-7		(787)	2-6	(762)	2-0 3/16	(614)	5-1 7/16	(1561)	5-0 15/16	(1548)	4-6 3/16	(1376)	4-4 11/16	(1338)	
3071	2-7		(787)	2-6	(762)	2-0 3/16	(614)	6-1 7/16	(1865)	6-0 15/16	(1853)	5-6 3/16	(1681)	5-4 11/16	(1643)	
3219	2-9		(838)	2-8	(813)	2-2 3/16	(665)	1-7 7/16	(494)	1-6 15/16	(481)	1-0 3/16	(310)	0-10 11/16	(271)	
3223	2-9		(838)	2-8	(813)	2-2 3/16	(665)	2-1 7/16	(646)	2-0 15/16	(633)	1-6 3/16	(462)	1-4 11/16	(424)	
3235	2-9		(838)	2-8	(813)	2-2 3/16	(665)	3-1 7/16	(951)	3-0 15/16	(938)	2-6 3/16	(767)	2-4 11/16	(729)	
3247	2-9		(838)	2-8	(813)	2-2 3/16	(665)	4-1 7/16	(1256)	4-0 15/16	(1243)	3-6 3/16	(1072)	3-4 11/16	(1033)	
3259	2-9		(838)	2-8	(813)	2-2 3/16	(665)	5-1 7/16	(1561)	5-0 15/16	(1548)	4-6 3/16	(1376)	4-4 11/16	(1338)	
3271	2-9		(838)	2-8	(813)	2-2 3/16	(665)	6-1 7/16	(1865)	6-0 15/16	(1853)	5-6 3/16	(1681)	5-4 11/16	(1643)	
3619	3-1		(940)	3-0	(914)	2-6 3/16	(767)	1-7 7/16	(494)	1-6 15/16	(481)	1-0 3/16	(310)	0-10 11/16	(271)	
3623	3-1		(940)	3-0	(914)	2-6 3/16	(767)	2-1 7/16	(646)	2-0 15/16	(633)	1-6 3/16	(462)	1-4 11/16	(424)	
3635	3-1		(940)	3-0	(914)	2-6 3/16	(767)	3-1 7/16	(951)	3-0 15/16	(938)	2-6 3/16	(767)	2-4 11/16	(729)	
3647	3-1		(940)	3-0	(914)	2-6 3/16	(767)	4-1 7/16	(1256)	4-0 15/16	(1243)	3-6 3/16	(1072)	3-4 11/16	(1033)	
3659	3-1		(940)	3-0	(914)	2-6 3/16	(767)	5-1 7/16	(1561)	5-0 15/16	(1548)	4-6 3/16	(1376)	4-4 11/16	(1338)	
3671	3-1		(940)	3-0	(914)	2-6 3/16	(767)	6-1 7/16	(1865)	6-0 15/16	(1853)	5-6 3/16	(1681)	5-4 11/16	(1643)	
4019	3-4		3-5	(1041)	3-4	(1016)	2-10 3/16	(868)	1-7 7/16	(494)	1-6 15/16	(481)	1-0 3/16	(310)	0-10 11/16	(271)
4023			3-5	(1041)	3-4	(1016)	2-10 3/16	(868)	2-1 7/16	(646)	2-0 15/16	(633)	1-6 3/16	(462)	1-4 11/16	(424)
4035		3-5	(1041)	3-4	(1016)	2-10 3/16	(868)	3-1 7/16	(951)	3-0 15/16	(938)	2-6 3/16	(767)	2-4 11/16	(729)	
4047		3-5	(1041)	3-4	(1016)	2-10 3/16	(868)	4-1 7/16	(1256)	4-0 15/16	(1243)	3-6 3/16	(1072)	3-4 11/16	(1033)	
4059		3-5	(1041)	3-4	(1016)	2-10 3/16	(868)	5-1 7/16	(1561)	5-0 15/16	(1548)	4-6 3/16	(1376)	4-4 11/16	(1338)	
4071		3-5	(1041)	3-4	(1016)	2-10 3/16	(868)	6-1 7/16	(1865)	6-0 15/16	(1853)	5-6 3/16	(1681)	5-4 11/16	(1643)	
4819		4-1	(1245)	4-0	(1219)	3-6 3/16	(1072)	1-7 7/16	(494)	1-6 15/16	(481)	1-0 3/16	(310)	0-10 11/16	(271)	
4823		4-1	(1245)	4-0	(1219)	3-6 3/16	(1072)	2-1 7/16	(646)	2-0 15/16	(633)	1-6 3/16	(462)	1-4 11/16	(424)	
4835		4-1	(1245)	4-0	(1219)	3-6 3/16	(1072)	3-1 7/16	(951)	3-0 15/16	(938)	2-6 3/16	(767)	2-4 11/16	(729)	
4847		4-1	(1245)	4-0	(1219)	3-6 3/16	(1072)	4-1 7/16	(1256)	4-0 15/16	(1243)	3-6 3/16	(1072)	3-4 11/16	(1033)	
4859		4-1	(1245)	4-0	(1219)	3-6 3/16	(1072)	5-1 7/16	(1561)	5-0 15/16	(1548)	4-6 3/16	(1376)	4-4 11/16	(1338)	
4871		4-1	(1245)	4-0	(1219)	3-6 3/16	(1072)	6-1 7/16	(1865)	6-0 15/16	(1853)	5-6 3/16	(1681)	5-4 11/16	(1643)	

**Standard Sizes Chart - RT6 Stationary Units as Transoms Full and Replacement Frame**

CN	Radius	Width						Height							
		Rough Opening		Frame Size		Daylight Opening		Rough Opening		Frame Size (w/subsill)		Daylight Opening (Std Btm Rail)		Daylight Opening (Tall Btm Rail)	
		ft - in	mm	ft - in	mm	ft - in	mm	ft - in	mm	ft - in	mm	ft - in	mm	ft - in	mm
5619	4-6	4-9	(1448)	4-8	(1422)	4-2 3/16	(1275)	1-7 7/16	(494)	1-6 15/16	(481)	1-0 3/16	(310)	0-10 11/16	(271)
5623		4-9	(1448)	4-8	(1422)	4-2 3/16	(1275)	2-1 7/16	(646)	2-0 15/16	(633)	1-6 3/16	(462)	1-4 11/16	(424)
5635		4-9	(1448)	4-8	(1422)	4-2 3/16	(1275)	3-1 7/16	(951)	3-0 15/16	(938)	2-6 3/16	(767)	2-4 11/16	(729)
5647		4-9	(1448)	4-8	(1422)	4-2 3/16	(1275)	4-1 7/16	(1256)	4-0 15/16	(1243)	3-6 3/16	(1072)	3-4 11/16	(1033)
5659		4-9	(1448)	4-8	(1422)	4-2 3/16	(1275)	5-1 7/16	(1561)	5-0 15/16	(1548)	4-6 3/16	(1376)	4-4 11/16	(1338)
5671		4-9	(1448)	4-8	(1422)	4-2 3/16	(1275)	6-1 7/16	(1865)	6-0 15/16	(1853)	5-6 3/16	(1681)	5-4 11/16	(1643)
7219		6-1	(1854)	6-0	(1829)	5-6 3/16	(1681)	1-7 7/16	(494)	1-6 15/16	(481)	1-0 3/16	(310)	0-10 11/16	(271)
7223		6-1	(1854)	6-0	(1829)	5-6 3/16	(1681)	2-1 7/16	(646)	2-0 15/16	(633)	1-6 3/16	(462)	1-4 11/16	(424)
7235		6-1	(1854)	6-0	(1829)	5-6 3/16	(1681)	3-1 7/16	(951)	3-0 15/16	(938)	2-6 3/16	(767)	2-4 11/16	(729)
7247		6-1	(1854)	6-0	(1829)	5-6 3/16	(1681)	4-1 7/16	(1256)	4-0 15/16	(1243)	3-6 3/16	(1072)	3-4 11/16	(1033)
7259		6-1	(1854)	6-0	(1829)	5-6 3/16	(1681)	5-1 7/16	(1561)	5-0 15/16	(1548)	4-6 3/16	(1376)	4-4 11/16	(1338)
7271		6-1	(1854)	6-0	(1829)	5-6 3/16	(1681)	6-1 7/16	(1865)	6-0 15/16	(1853)	5-6 3/16	(1681)	5-4 11/16	(1643)

## Wood Ultimate Casement Round Top

### Standard Sizes Chart - RT29, RT15 and RT16 Stationary Units as Transoms Full and Replacement Frame

Standard Casement Unit Measurements for RT29 Stationary												
CN	Width						Height					
	Rough Opening		Frame Size		Daylight Opening		Rough Opening		Frame Size (w/subsill)		Daylight Opening (Std Btm Rail)	
	ft - in	mm	ft - in	mm	ft - in	mm	ft - in	mm	ft - in	mm	ft - in	mm
4017	3-5	(1041)	3-4	(1016)	2-10 3/16	(868)	1-6 7/8	(479)	1-6 3/8	(467)	0-11 5/8	(295)
4817	4-1	(1245)	4-0	(1219)	3-6 3/16	(1072)	1-6 7/8	(479)	1-6 3/8	(467)	0-11 5/8	(295)
5617	4-9	(1448)	4-8	(1422)	4-2 3/16	(1275)	1-6 7/8	(479)	1-6 3/8	(467)	0-11 5/8	(295)
7217	6-1	(1854)	6-0	(1829)	5-6 3/16	(1681)	1-6 7/8	(479)	1-6 3/8	(467)	0-11 5/8	(295)

Standard Casement Unit Measurements for RT15 and RT16 Stationary												
CN	Width						Height					
	Rough Opening		Frame Size		Daylight Opening		Rough Opening		Frame Size (w/subsill)		Daylight Opening (Std Btm Rail)	
	ft - in	mm	ft - in	mm	ft - in	mm	ft - in	mm	ft - in	mm	ft - in	mm
2020	1-9	(533)	1-8	(508)	1-2 3/16	(360)	1-8 9/16	(522)	1-8 1/16	(510)	1-1 5/16	(338)
2424	2-1	(635)	2-0	(610)	1-6 3/16	(462)	2-0 9/16	(624)	2-0 1/16	(611)	1-5 5/16	(440)
2828	2-5	(737)	2-4	(711)	1-10 3/16	(564)	2-4 9/16	(725)	2-4 1/16	(713)	1-9 5/16	(541)
3232	2-9	(838)	2-8	(813)	2-2 3/16	(665)	2-8 9/16	(827)	2-8 1/16	(814)	2-1 5/16	(643)
3636	3-1	(940)	3-0	(914)	2-6 3/16	(767)	3-0 9/16	(929)	3-0 1/16	(916)	2-5 5/16	(745)
4040	3-5	(1041)	3-4	(1016)	2-10 3/16	(868)	3-4 9/16	(1030)	3-4 1/16	(1018)	2-9 5/16	(846)
4848	4-1	(1245)	4-0	(1219)	3-6 3/16	(1072)	4-0 9/16	(1233)	4-0 1/16	(1221)	3-5 5/16	(1049)




**Standard Sizes Chart - RT27 and RT28 Stationary Units as Transoms Full and Replacement Frame**

Standard Casement Unit Measurements for RT27 Stationary																
Width						Height										
CN	Rough Opening		Frame Size		Daylight Opening		Glass Size		Rough Opening		Frame Size (Basic Frame)		Daylight Opening (Std Btm Rail)		Glass Size (Std Btm Rail)	
	ft - in	mm	ft - in	mm	ft - in	mm	ft - in	mm	ft - in	mm	ft - in	mm	ft - in	mm	ft - in	mm
2750	2-1 1/2	(648)	2-0 1/2	(622)	1-9 3/16	(538)	1-10 17/64	(566)	2-1	(635)	2-0 1/2	(622)	1-6 11/16	(475)	1-7 49/64	(502)
3950	3-1 1/2	(953)	3-0 1/2	(927)	2-9 3/16	(843)	2-10 17/64	(871)	3-1	(940)	3-0 1/2	(927)	2-6 11/16	(779)	2-7 49/64	(807)
5150	4-1 1/2	(1257)	4-0 1/2	(1232)	3-9 3/16	(1148)	3-10 17/64	(1175)	4-1	(1245)	4-0 1/2	(1232)	3-6 11/16	(1084)	3-7 49/64	(1112)
6350	5-1 1/2	(1562)	5-0 1/2	(1537)	4-9 3/16	(1453)	4-10 17/64	(1480)	5-1	(1549)	5-0 1/2	(1537)	4-6 11/16	(1389)	4-7 49/64	(1417)
7550	6-1 1/2	(1867)	6-0 1/2	(1842)	5-9 3/16	(1757)	5-10 17/64	(1785)	6-1	(1854)	6-0 1/2	(1842)	5-6 11/16	(1694)	5-7 49/64	(1721)

Standard Casement Unit Measurements for RT28 Stationary																
Width						Height										
CN	Rough Opening		Frame Size		Daylight Opening		Glass Size		Rough Opening		Frame Size (Basic Frame)		Daylight Opening (Std Btm Rail)		Glass Size (Std Btm Rail)	
	ft - in	mm	ft - in	mm	ft - in	mm	ft - in	mm	ft - in	mm	ft - in	mm	ft - in	mm	ft - in	mm
2436	2-1	(635)	2-0	(610)	1-6 3/16	(462)	1-7 17/64	(490)	3-0 1/2	(927)	3-0	(914)	2-6 3/16	(767)	2-7 17/64	(794)
3248	2-9	(838)	2-8	(813)	2-2 3/16	(665)	2-3 17/64	(693)	4-0 1/2	(1232)	4-0	(1219)	3-6 3/16	(1072)	3-7 17/64	(1099)
4060	3-5	(1041)	3-4	(1016)	2-10 3/16	(868)	2-11 17/64	(896)	5-0 1/2	(1537)	5-0	(1524)	4-6 3/16	(1376)	4-7 17/64	(1404)



**Shapes Available**





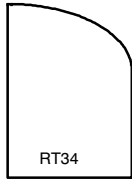
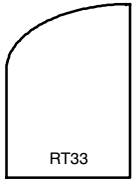
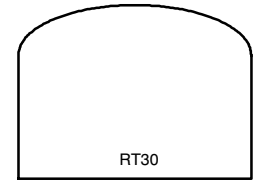
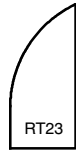

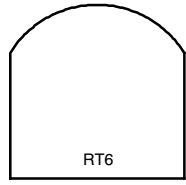

*NOTE: RT27, RT28, RT35 are available with standard or tall rail width entire perimeter.*

*RT13, RT14, RT47, RT49 RT58 are available in wood only with standard bottom rail.*

*RT48, RT50, RT51, RT52, RT53, RT59, RT60, RT61 are available in wood only with standard bottom rail or tall bottom rail.*

# Wood Ultimate Casement Round Top

## Shapes Available - Operator

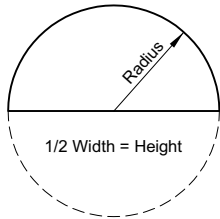


*NOTE: Available with standard or tall bottom rail.*

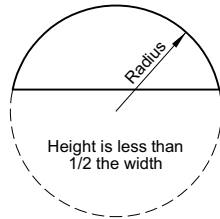
*RT7 and RT8 will utilize a cam lock in the radius portion. Operable available in full frame application.*

## Round Top Terminology

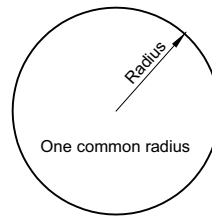
1. True Radius: The arc is part of a circle. The height must be less than or equal to half the width of the unit.
2. Half Circle: The height is exactly half of the width. A true half circle is a true radius, but a true radius does not have to be a true half circle.
3. Eyebrow: True radius but not a true half circle.
4. Ellipse: made using two or more radii.  
Spring line: Point where the radius or curved portion meets straight vertical legs.



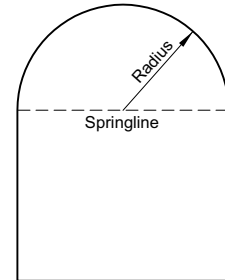
Half Circle



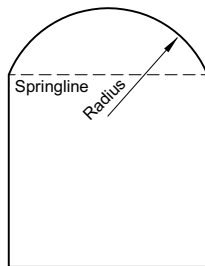
Eyebrow



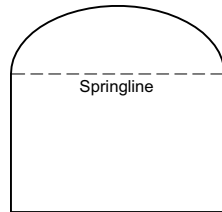
Full Circle



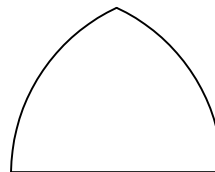
Half Circle with Springline



Eyebrow with Springline

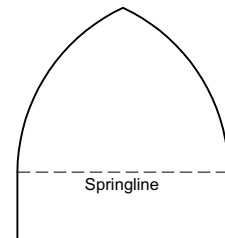


Half Ellipse with Springline  
Not true radius.

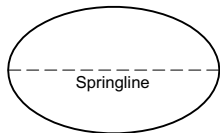


Gothic Head

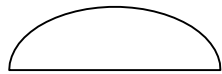
Height must be greater than 1/2 the width



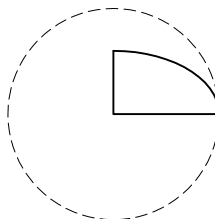
Gothic Head with Springline



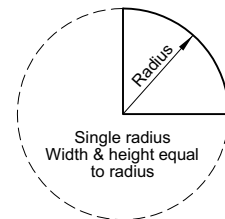
Full Ellipse  
Not true radius



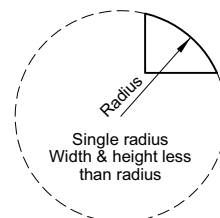
Half Ellipse  
Made using two or more radii.  
Also called compound radii ellipse.  
Not true radius.



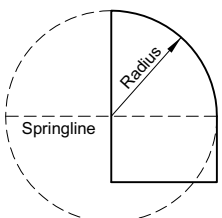
Quarter Ellipse



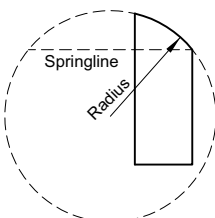
Quarter Circle



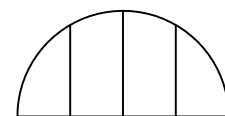
Quarter Eyebrow



Quarter Circle with Springline



Quarter Eyebrow with Springline



Multi-Wide Round Top

Multi-wide round tops can be true radius or not true radius; with or without a springline

# Wood Ultimate Casement Round Top

## Minimum and Maximum Guidelines, Certified Sizes and Ratings - Full Frame

Full Frame Minimum and Maximum Frame Size												
Unit Type			Min Width		Minimum Springline		Minimum Radius		Max Width		Max Height	
			in	mm	in	mm	in	mm	in	mm	in	mm
WUCART	Operator Shapes RT2	Insulating Glass 3/4" (19) or 1" (25)	16	(406)	26 1/8	(664)	8	(203)	36	(914)	96 1/8	(2442)
									40	(1016)	92	(2337)
WUCART	Operator Shapes RT30, RT37	Insulating Glass 3/4" (19) or 1" (25)	16	(406)	35	(889)	8	(203)	36	(914)	96 1/8	(2442)
									40	(1016)	92	(2337)
WUCART	Operator Shapes RT6, RT21, RT22, RT33, RT34, RT40, RT41	Insulating Glass 3/4" (19) or 1" (25)	16	(406)	26 1/8	(664)	8	(203)	36	(914)	96 1/8	(2442)
WUCART	Operator Shapes RT9, RT10, RT23, RT24, RT25, RT26	Insulating Glass 3/4" (19) or 1" (25)	16	(406)	26 1/8	(664)	8	(203)	36	(914)	96 1/8	(2442)
									40	(1016)	92	(2337)
WUCART	Operator Shapes RT7, RT8, RT15, RT16	Insulating Glass 3/4" (19) or 1" (25)	16	(406)	N/A		8	(203)	34	(864)	40	(1016)
WUCART	Stationary Shapes	Insulating Glass 3/4" (19) IG	12	(305)	6	(152)	6	(152)	96 1/8	(2442)	64	(1626)
									64	(1626)	96 1/8	(2442)
WUCART	Stationary Shapes	Insulating Glass 1" (25) IG	12	(305)	6	(152)	6	(152)	88	(2235)	96 1/8	(2442)
									96 1/8	(2442)	88	(2235)

Product	Air Tested to psf	Water Tested to psf	Structural Tested to psf	Certification Rating	Design Pressure (DP)	Max Overall Width	Max Overall Height
Wood Ultimate Casement Round Top (Full Frame and Replacement)	1.57	7.5	75	CW-PG50-C	50	36"	97-1/16"
Wood Ultimate Casement Round Top (Full Frame)	1.57	7.5	75	CW-PG50-FW	50	40"	72-1/16"
Wood Ultimate Casement Round Top (Full Frame and Replacement)	1.57	7.5	75	CW-PG50-FW	50	40"	92-1/16"
Wood Ultimate Casement Round Top Picture (Full Frame and Replacement)	1.57	7.5	75	CW-PG50-FW	50	88"	96-1/16"
Wood Ultimate Casement Round Top Stationary (Full Frame and Replacement)	1.57	7.5	75	CW-PG50-FW	50	64"	96 1/16"

**Impact Zone 3 - Minimum and Maximum Guidelines, Certified Sizes and Ratings**

IZ3 Frame Minimum and Maximum Frame Size												
Unit Type			Min Width		Minimum Springline		Minimum Radius		Max Width		Max Height	
			in	mm	in	mm	in	mm	in	mm	in	mm
WUCART	Operator Shapes RT2	Insulating Glass 3/4" (19) or 1" (25)	16	(406)	26 1/8	(664)	8	(203)	36	(914)	84 1/16	(2135)
	Operator Shapes RT30, RT37	Insulating Glass 3/4" (19) or 1" (25)	16	(406)	35	(889)	8	(203)	36	(914)	84 1/16	(2135)
WUCART	Operator Shapes RT6, RT21, RT22, RT33	Insulating Glass 3/4" (19) or 1" (25)	16	(406)	26 1/8	(664)	8	(203)	36	(914)	84 1/16	(2135)
	Operator Shapes RT9, RT10, RT23, RT24	Insulating Glass 3/4" (19) or 1" (25)	16	(406)	26 1/8	(664)	8	(203)	36	(914)	84 1/16	(2135)
WUCART	Operator Shapes RT7, RT8, RT15, RT16	Insulating Glass 3/4" (19) or 1" (25)	16	(406)	N/A		8	(203)	34	(864)	40	(1016)
	Stationary Shapes	Insulating Glass 3/4" (19) IG	12	(305)	6	(152)	6	(152)	36	(914)	84 1/16	(2135)
WUCART	Stationary Shapes	Insulating Glass 1" (25) IG	12	(305)	6	(152)	6	(152)	72 5/8	(1845)	78 1/16	(1983)

Product	Air Tested to psf	Water Tested to psf	Structural Tested to psf	Certification Rating	Design Pressure (DP)	Max Overall Width	Max Overall Height
Wood Ultimate Casement Round Top Picture StormPlus IZ3	1.57	9.75	97.5	CW-PG65-FW	65	36"	84-1/16"
Wood Ultimate Casement Round Top Picture StormPlus IZ3	1.57	9.75	97.5	CW-PG65-FW	65	72-5/8"	78-1/16"

**Impact Zone 3 (IZ3) modifications made to Ultimate Round Top Casements:**

Impact Zone 3 is product designed to structurally withstand an 8' 2X4 at 50 ft. per second (34mph).

- Wind Speed 130 - 140, including NC, SC, GA, TX & FL, or 120 mph to 140 mph and within one mile of the ocean, including coastal part of Eastern Long Island.
- Sash are glazed with insulating glass, consisting of inboard lite of laminated glass. The exterior glass is standard annealed glass with optional tempered glass available. Although size of the unit may require exterior piece of glass to be tempered. Sash can not be re-glazed.
- Additional snubbers, keepers and locks applied. Up to 5 for a maximum frame height of 96 1/8" (2442).
- Structural Installation Brackets should be used to install units.

Units may not exceed tested width and height or reverse sizes and claim certification.

Full Frame units only

# Wood Ultimate Casement Round Top

## Minimum and Maximum Guidelines, Certified Sizes and Ratings - Replacement Frame

Replacement Frame Minimum and Maximum Frame Size												
Unit Type			Min Width		Minimum Springline		Minimum Radius		Max Width		Max Height	
			in	mm	in	mm	in	mm	in	mm	in	mm
WURCART	Operator Shapes RT2	Insulating Glass 3/4" (19)	16	(406)	27 1/16	(687)	8	(203)	36	(914)	97 1/16	(2465)
									40	(1016)	92 1/16	(2338)
WURCART	Operator Shapes RT30, RT37	Insulating Glass 3/4" (19)	16	(406)	27 1/16	(687)	8	(203)	36	(914)	97 1/16	(2465)
									40	(1016)	92 1/16	(2338)
WURCART	Operator Shapes RT6, RT21, RT22, RT33, RT34, RT40, RT41	Insulating Glass 3/4" (19)	16	(406)	27 1/16	(687)	8	(203)	36	(914)	97 1/16	(2465)
									40	(1016)	92 1/16	(2338)
WURCART	Operator Shapes RT9, RT10, RT23, RT24, RT25, RT26	Insulating Glass 3/4" (19)	16	(406)	27 1/16	(687)	8	(203)	36	(914)	97 1/16	(2465)
									40	(1016)	92 1/16	(2338)
WURCART	Stationary Shapes RT7 & RT8 RT15, RT16	Insulating Glass 3/4" (19)	12	(305)	N/A		6	(152)	64	(1626)	N/A	
WURCART	Stationary Shapes	Insulating Glass 3/4" (19) IG	12	(305)	27 1/16	(687)	6	(152)	64	(1626)	97 1/16	(2465)
									97 1/16	(2465)	64	(1626)

Product	Air Tested to psf	Water Tested to psf	Structural Tested to psf	Certification Rating	Design Pressure (DP)	Max Overall Width	Max Overall Height
Wood Ultimate Casement Round Top (Full Frame and Replacement)	1.57	7.5	75	CW-PG50-C	50	36"	97-1/16"
Wood Ultimate Casement Round Top (Full Frame)	1.57	7.5	75	CW-PG50-FW	50	40"	72-1/16"
Wood Ultimate Casement Round Top (Full Frame and Replacement)	1.57	7.5	75	CW-PG50-FW	50	40"	92-1/16"
Wood Ultimate Casement Round Top Picture (Full Frame and Replacement)	1.57	7.5	75	CW-PG50-FW	50	88"	96-1/16"
Wood Ultimate Casement Round Top Stationary (Full Frame and Replacement)	1.57	7.5	75	CW-PG50-FW	50	64"	96 1/16"

# Wood Ultimate Casement Round Top

## Measurement Conversions

### Egress Formulas-

Clear Opening Width:

$$\text{Clear Opening Width} = \text{Frame OM Width} - 5 \frac{9}{16}'' \text{ (141)}$$

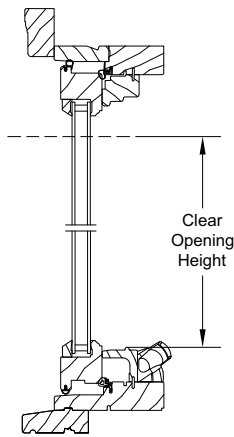
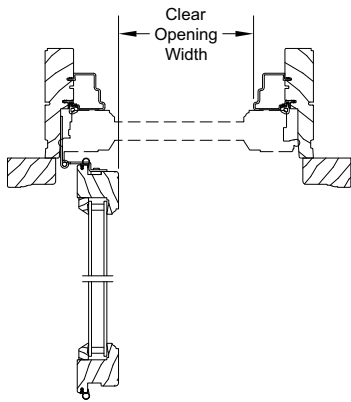
Clear Opening Height:

Units with Non-Continuous Spring line

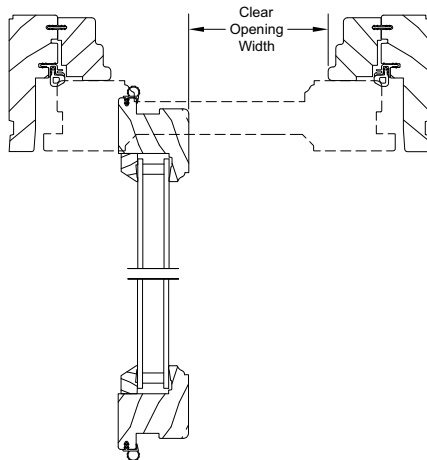
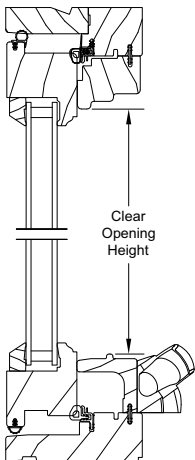
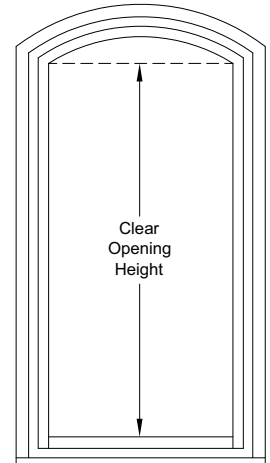
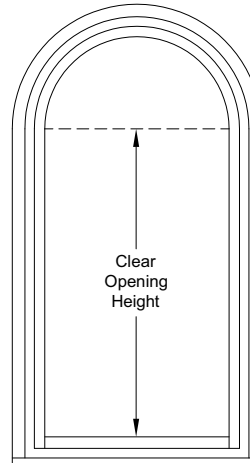
$$\text{Clear Opening Height} = \text{Frame OM Height} - 4 \frac{9}{16}'' \text{ (116)}$$

Units with Continuous Spring line

$$\text{Clear Opening Height} = \text{Frame OM Height} - 3 \frac{9}{16}'' \text{ (90)}$$



**Full Frame**



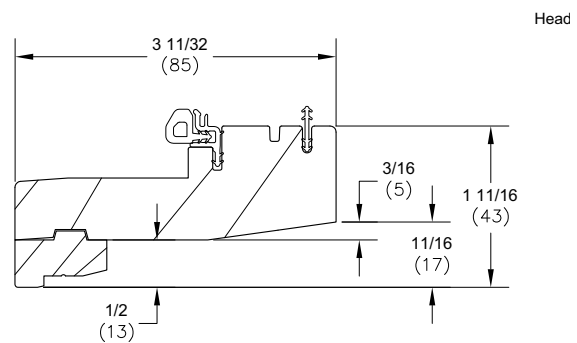
**Replacement Frame**

# Wood Ultimate Casement Round Top

## Field Measurement for Replacement Units

Wood Ultimate Casement Round Top Conversion from Field Measurement to Frame OSM		
Width		
Condition	Formula	
If blind stop width is 1/2" (13) or less)	Frame OM Width - inside opening width - 0.375	
Height		
Condition	Type of Sill Bevel	Formula
If old sill angle is less than 8°	Flat-bottom Sill	Frame OM Height = inside opening height - 0.250
If old sill angle is greater than 8° and less than 14°	8-degreee-bottom sill	Frame OM Height = inside opening height - 0.0563 (frame OM height has a .250 clearance)
If old is angle is 14° of greater	14-degree bottom sill	Frame OM Height = inside height = .431 (frame OM Height has a .250 clearance)

Interior Frame Size to Frame Size (exterior)	
Frame Bevel	Conversions
0°	0
8°	+3/16" (5)
14°	+11/16" (17)

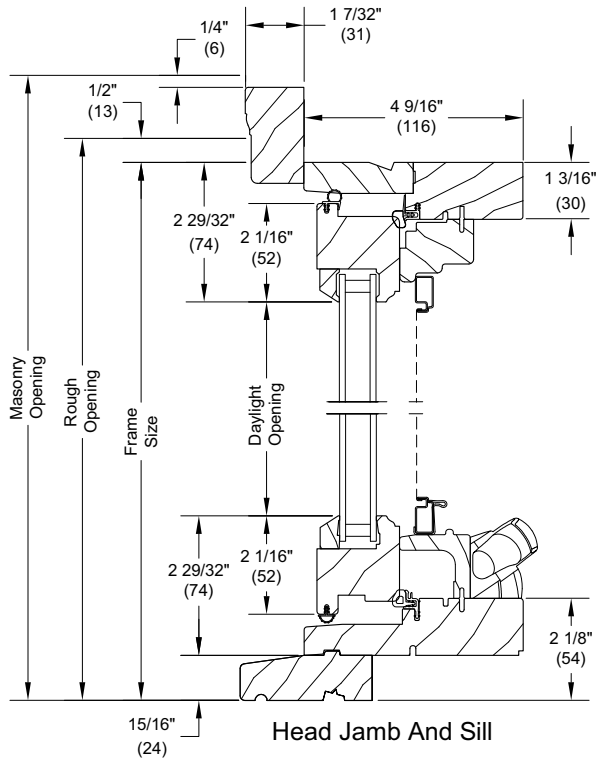




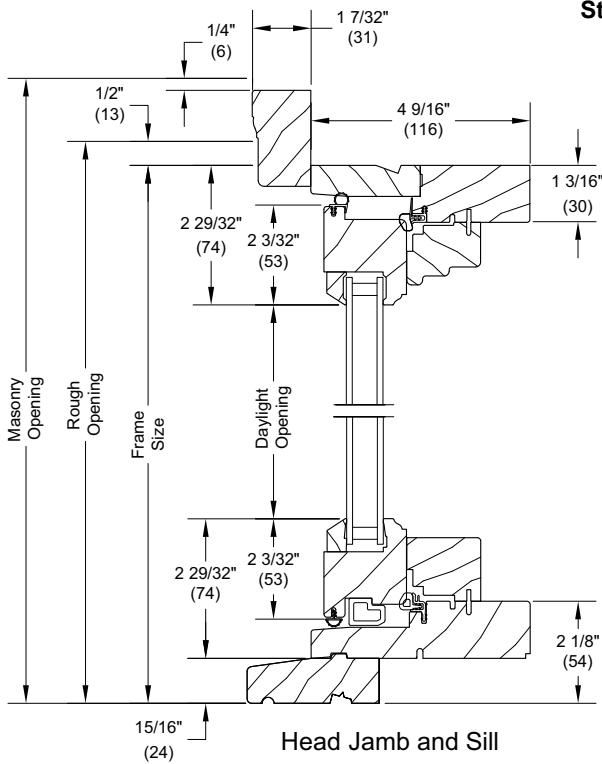
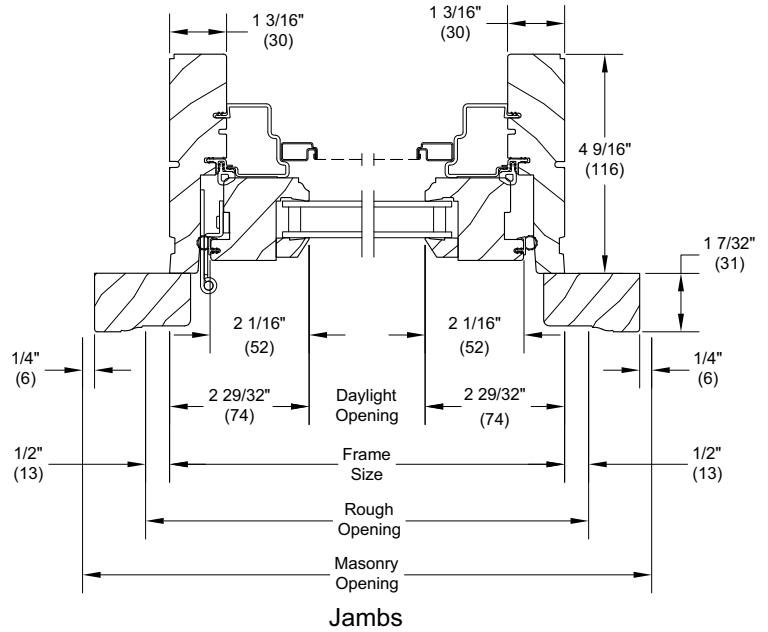
# Wood Ultimate Casement Round Top

## Section Details: Operating/Stationary - Casement RT - 3/4" IG

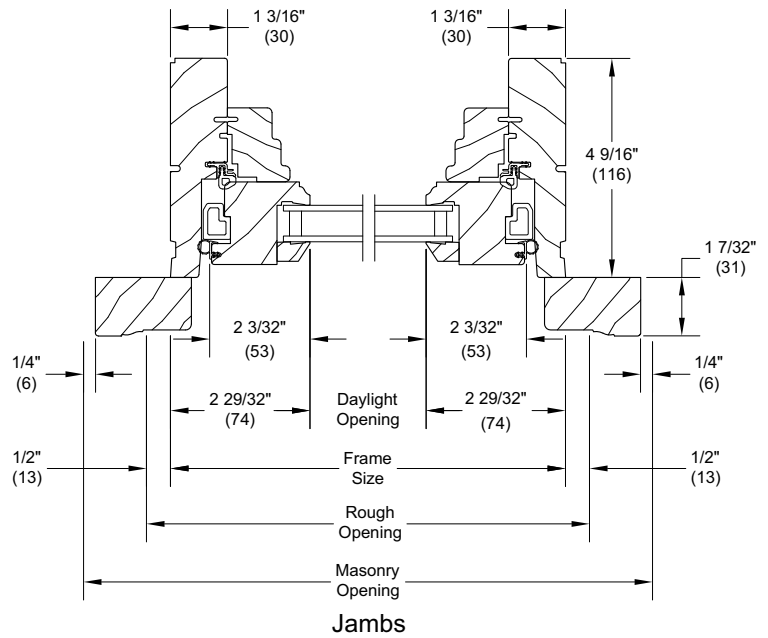
Scale: 3" = 1' 0"



**Operating - 3/4" IG**



**Stationary - 3/4" IG**

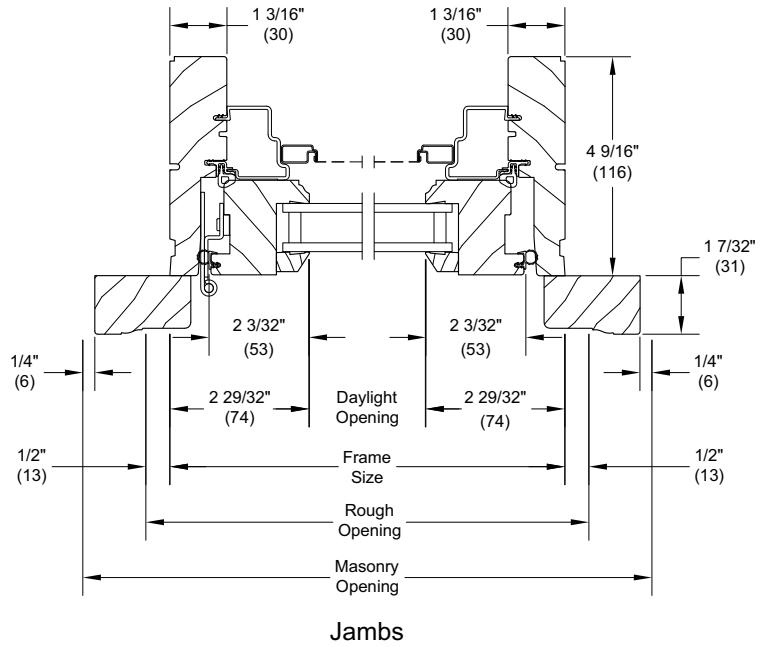
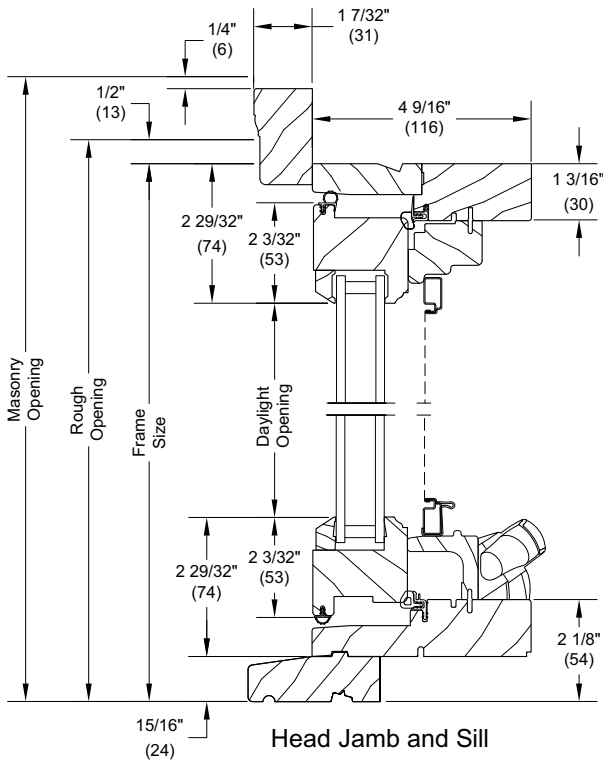


# Wood Ultimate Casement Round Top

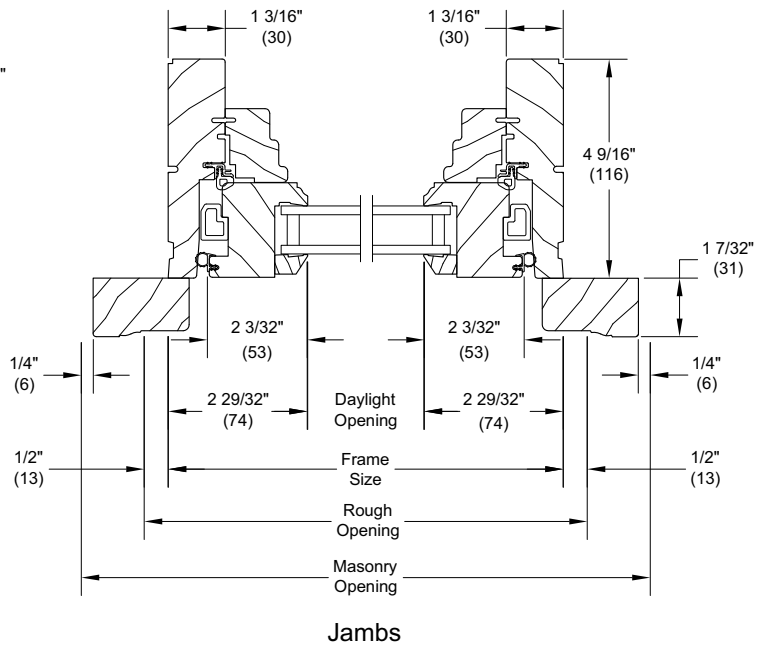
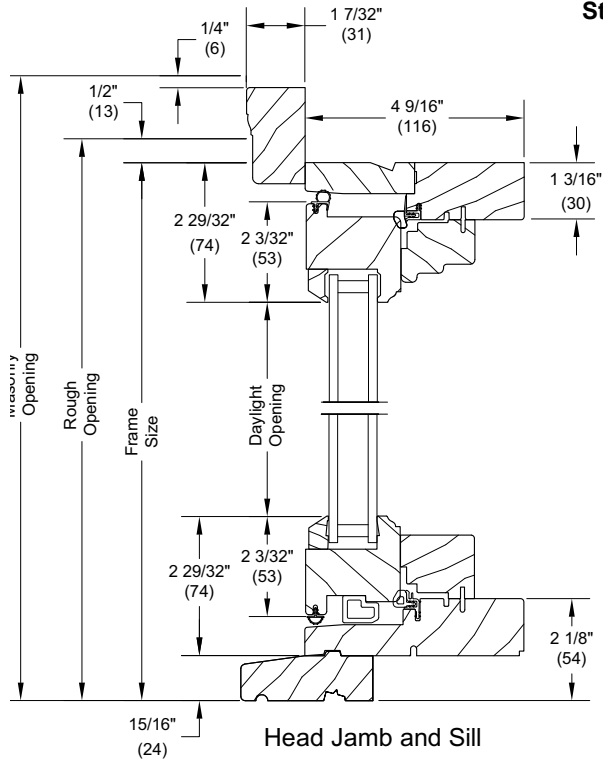
## Section Details: Operating/Stationary - Casement RT - 1" IG

Scale: 3" = 1' 0"

### Operating - 1" IG



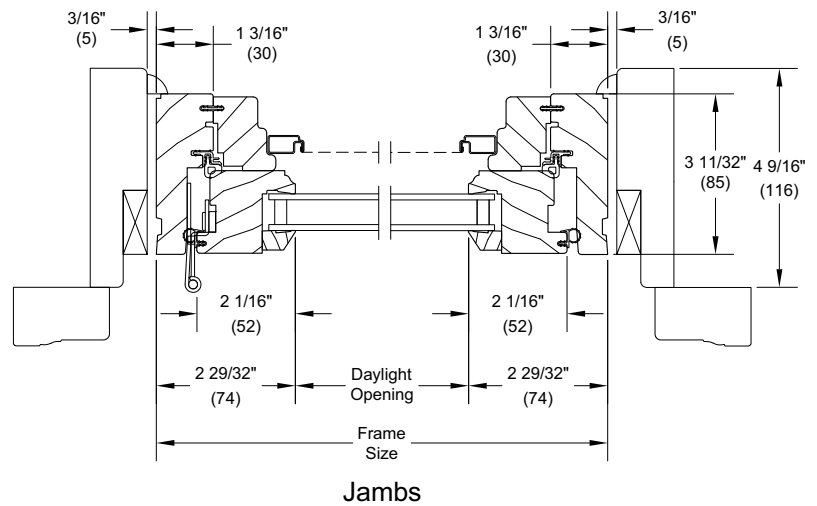
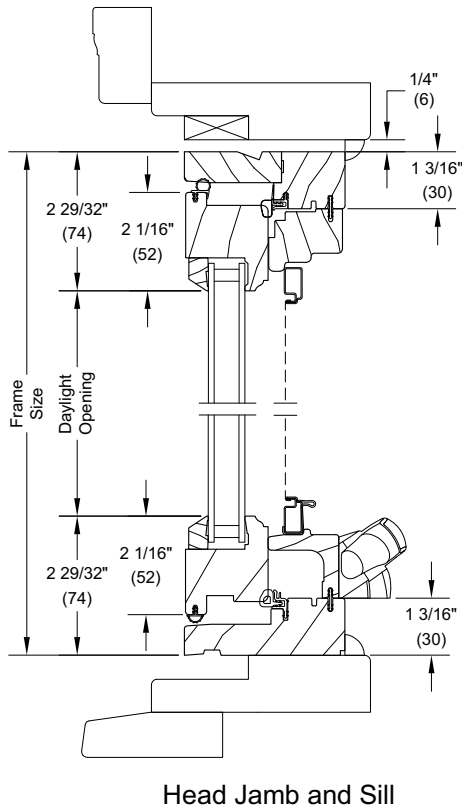
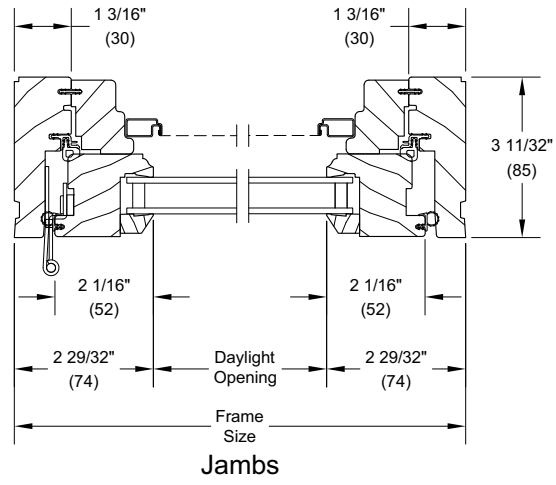
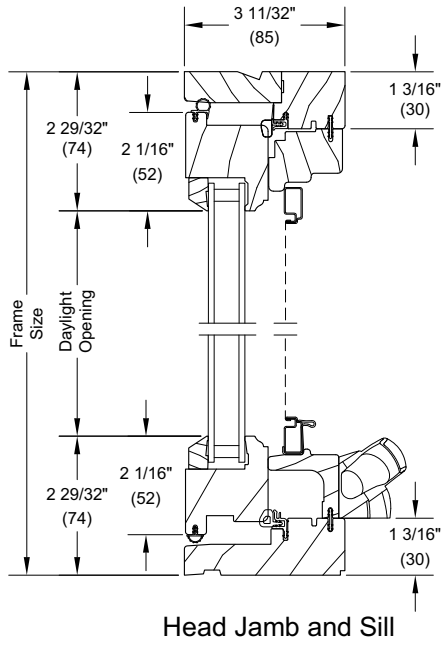
### Stationary - 1" IG



# Wood Ultimate Casement Round Top

## Section Details: Operating - Replacement Casement RT

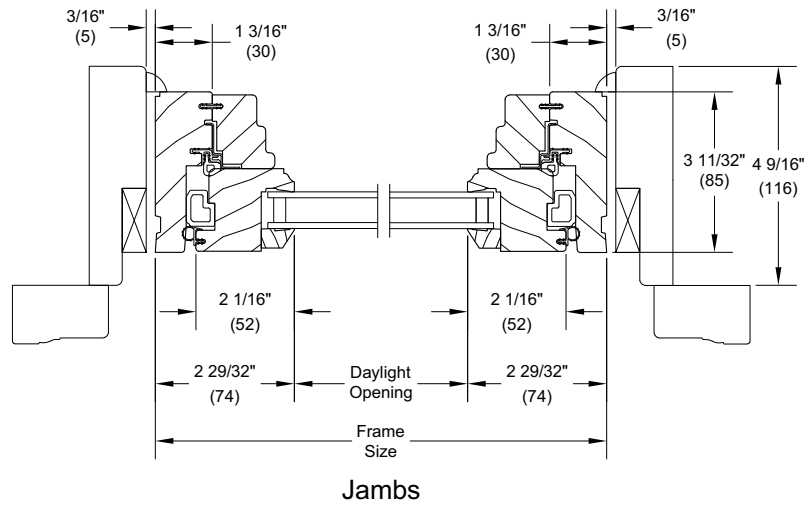
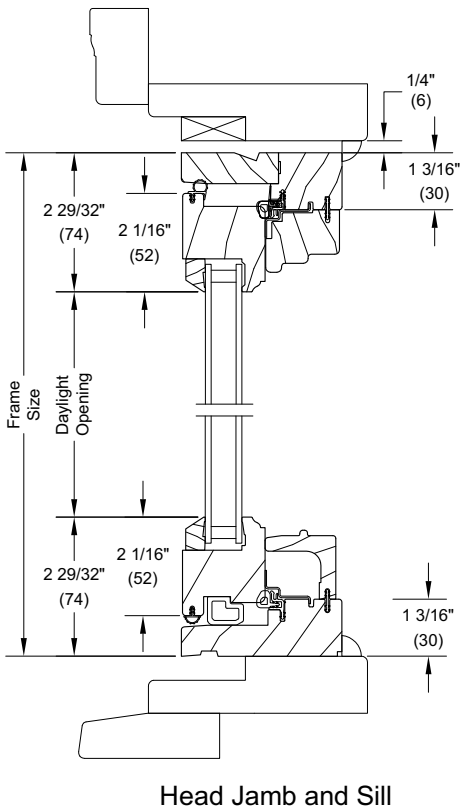
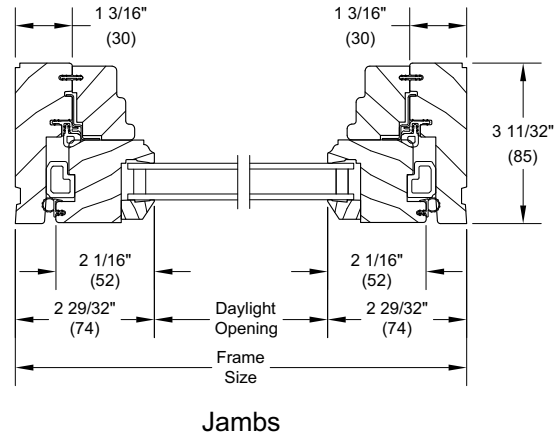
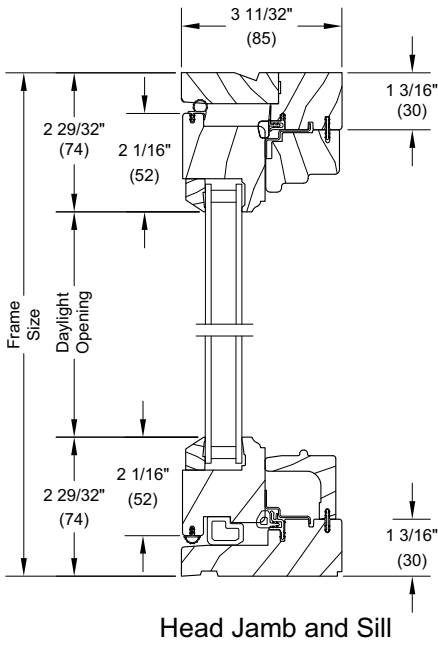
Scale: 3" = 1' 0"



# Wood Ultimate Casement Round Top

## Section Details: Stationary - Replacement Casement RT

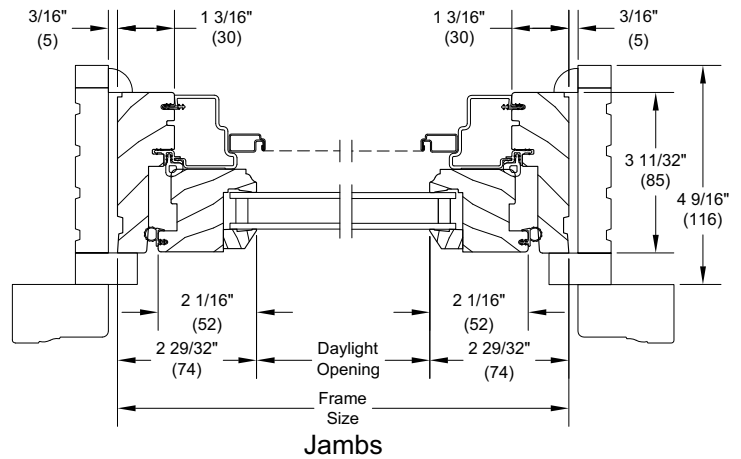
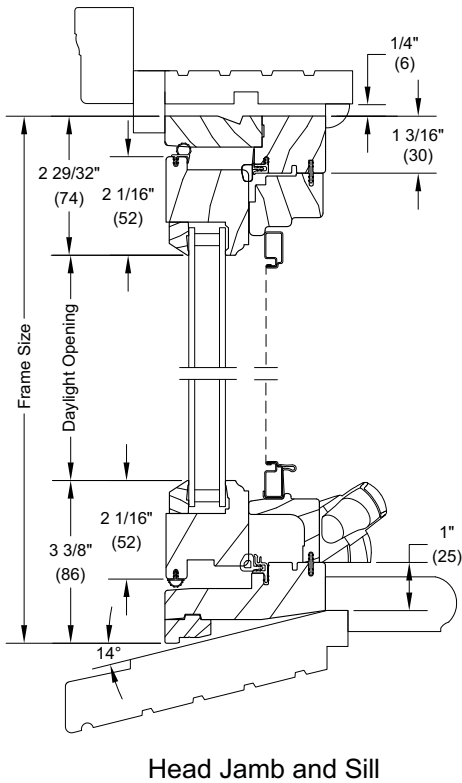
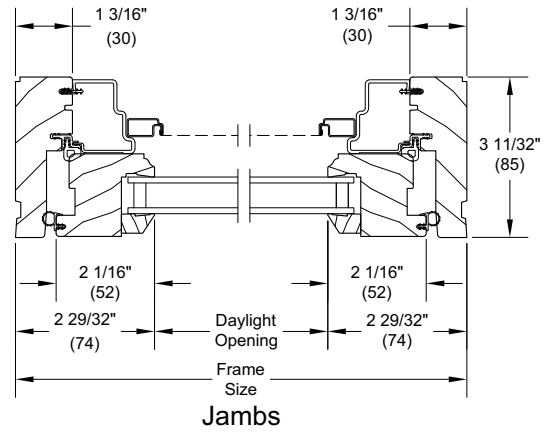
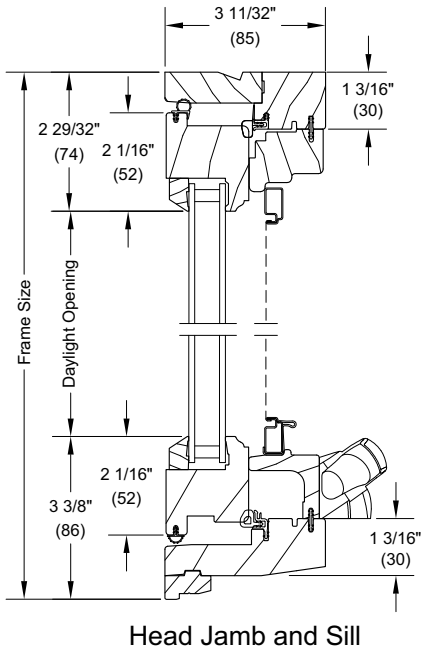
Scale: 3" = 1' 0"



# Wood Ultimate Casement Round Top

## Section Details: Operating - Replacement Casement RT - DH Frame

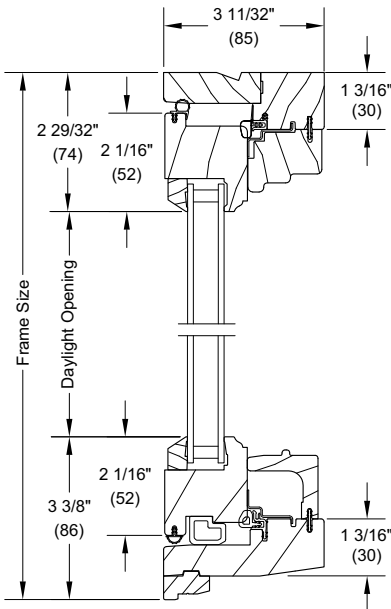
Scale: 3" = 1' 0"



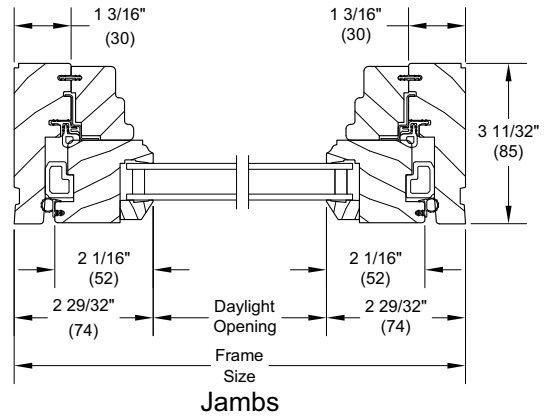
# Wood Ultimate Casement Round Top

## Section Details: Stationary - Replacement Casement RT - DH Frame

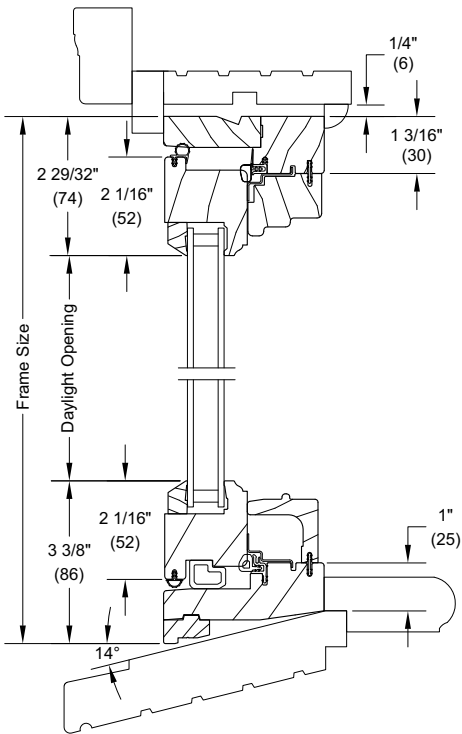
Scale: 3" = 1' 0"



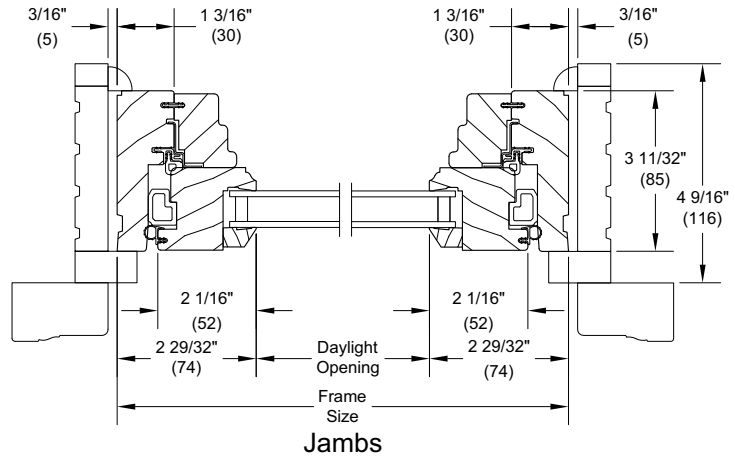
Head Jamb and Sill



Jamb



Head Jamb and Sill

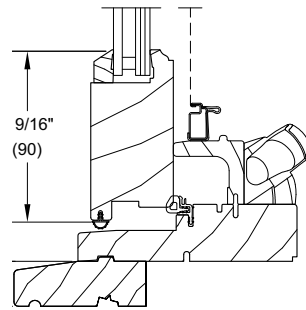
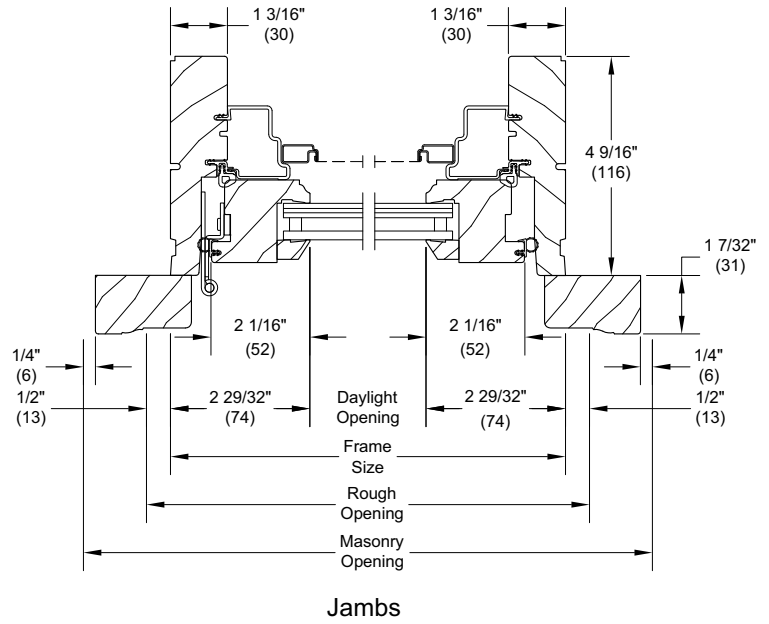
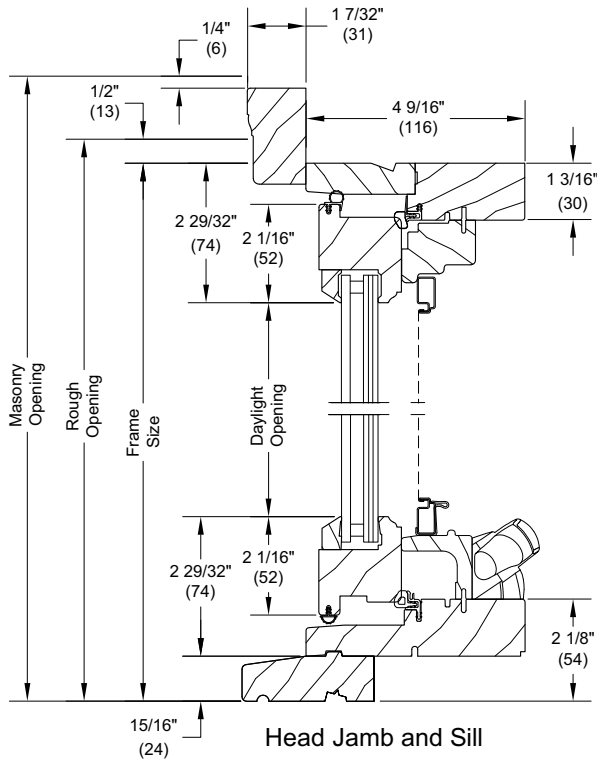


Jamb

# Wood Ultimate Casement Round Top

## Section Details: Impact Zone 3

Scale: 3" = 1' 0"



Wide Bottom Rail Option  
Operator (IZ3)

# Wood Ultimate Casement Round Top

## Section Details: 3/4" IG-Operating - 6 9/16" Jamb

Scale: 3" = 1' 0"

