

INTEGRITY OUTSWING FRENCH DOOR

Table of Contents

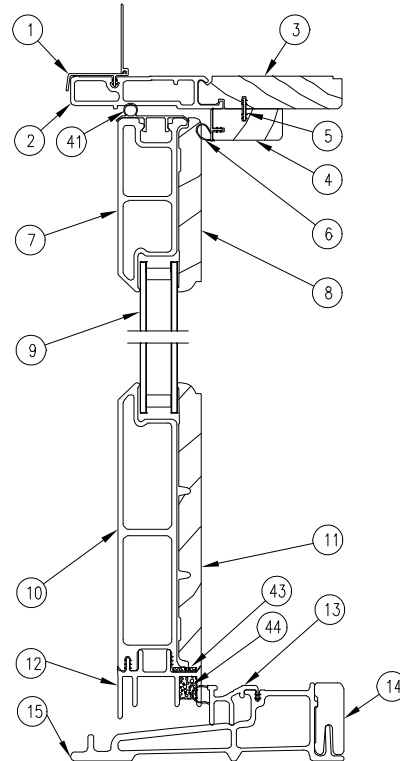
	PAGE
History	2
Part Identification – XX Operator	3
Part Identification – X Operator	4
Part Identification – O Stationary	5
Parts	
Hardware	6
Wood	16
Weather Strip and Vinyl	18
Aluminum	21
Installation Kits	23
Fasteners	24
Panel Replacement	27
Grille Replacement	28
Obsolete Hardware	29
Obsolete Wood	31
Obsolete Weather Strip and Vinyl	32

ATTENTION:

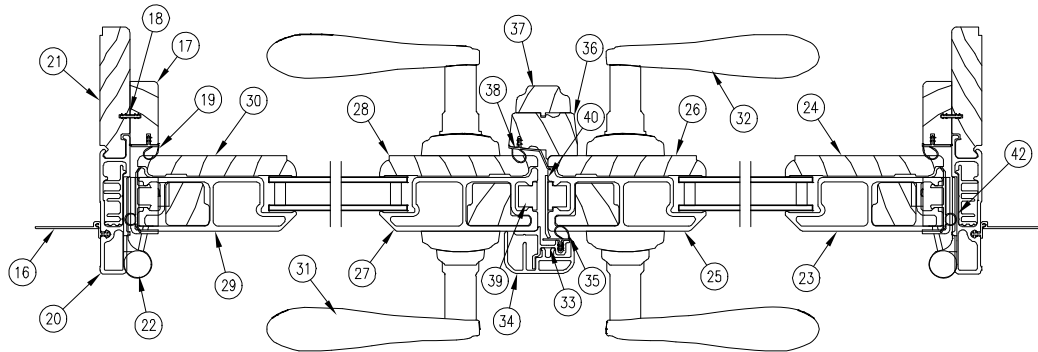
- Specification and technical data are subject to change without notice.
- Numbers listed in parentheses () are metric equivalents in millimeters rounded to the nearest whole number.

PRODUCED	UNIT TYPE	FEATURES OR CHANGES	DISCONTINUED
March 2007	Outswing French Door	Unit features 3/4" insulating Low E II tempered glass with Argon; mortise style multi-point locking system; keyed handle, 4 9/16" and 6 9/16" depths; adjustable hinges, solid wood interior, oak sill liner. The Integrity Outswing French Door is available in one panel (2665, 2668, 2680, 3065, 3068, 3080) stationary or operator and two panel (5065, 5068, 5080, 6065, 6068, 6080) jamb hinged configurations. Factory mulling is available (depending on configuration). Available in white, pebble, or bronze exterior colors; bare or white interior finishes. Handle sets available in White, Almond Frost, and Brass PVD, Satin Nickel PVD, or Oil Rubbed Bronze PVD finishes. Hinges available in White, Pebble Gray, Dark Brown, Coastal Satin Nickel, or Coastal Brass finishes.	Present
November 2007	Outswing French Door	Evergreen exteriors introduced.	Present
March 2008	Outswing French Door	Cashmere exteriors introduced March 17, 2008.	Present
June 2008	Outswing French Door	Impact products introduced June, 2008.	Present
July 2008	Outswing French Door	Cottage SDL lite cut made available for Wood-Ultrex. Refer to product bulletin #99.	Present
May 2009	Outswing French Door	LoE ³ 366™ glass option introduced. Call number sizes 2-8 and 5-4 added.	Present
August 2009	Outswing French Door	Header strike plate redesign	Present
February 2010	Outswing French Door	Introduced new non handed hinge design	Present
August 2012	Outswing French Door	August 27, 2012: Introduced Wood-Ultrex Ebony exterior and exterior casing options.	Present
April 2014	Outswing French Door	April 28, 2014: Interior and Exterior Split Finish option became available so customers could choose different colors between exterior and interior handles. All current handle styles were given the name Cambridge. Handles are no longer available in sets. Introduced Special Size Door options. An addition of a CN 7-0 height option, available in 1/64" increments.	Present
October 2014	Outswing French Door	October 27, 2014: Added Northfield hardware handle sets.	Present
June 2017	Outswing French Door	June 26, 2017: Introduced G2 IOFD products. New hinge release and color offerings, Sill/Dark Weatherstrip release.	Present
October 2017	Outswing French Door	October 30, 2017 Added availability to add locking handle to secondary panel.	Present
December 2017	Outswing French Door	December 18, 2017 Added availability of customer specified divided lite cut configurations for SDL with and with out spacer bar and GBG. To include simulated check rail and allow any color GBG to the exterior only of standard and special sized units.	Present
October 2018	Outswing French Door	October 29, 2018 – Introduced Designer Black and Clear interior finishes and Matte Black (MBK) hardware option. Replaced Sill Liner W2528 with V2935. All products will use the new PVC sill liner in place of the Oak. Low E3 ERS glass type was added.	Present
December 2018	Outswing French Door	December 17, 2018: Introduced textured glass types: Obscure, Reed, Narrow Reed, Rain, Glue Chip and Frost and also colored glass types: Clear, Bronze, Gray and Green.	Present

2 PANEL OPERATOR – XX



**HEAD JAMB &
SILL DETAIL**



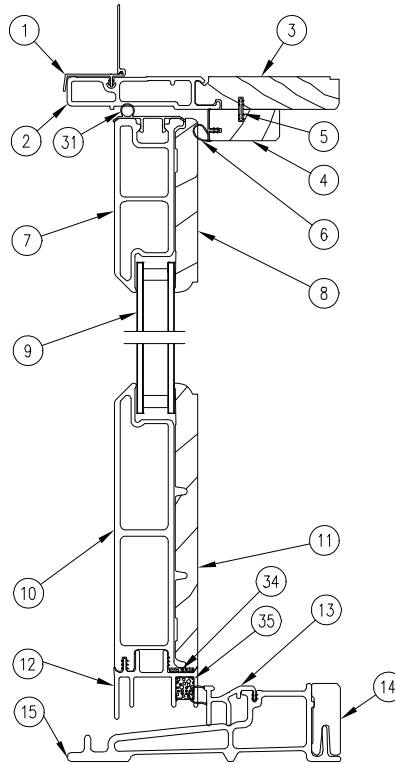
**JAMB
DETAIL**

NOTE: XX CONFIGURATION SHOWN

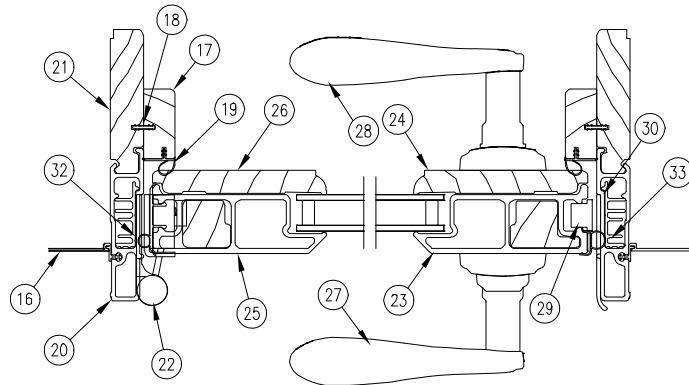
NOTE: Not to scale; specifications subject to change without notice.

- | | | |
|-----------------------------------|--------------------------------------|-------------------------------------|
| 1. Head Jamb Nailing Fin/Drip Cap | 16. Jamb Nailing Fin | 31. Exterior Handle |
| 2. Head Jamb (Ultrex) | 17. Jamb Panel Stop | 32. Interior Handle |
| 3. Head Jamb Liner | 18. Jamb Connecting Barb | 33. Exterior Astragal Base |
| 4. Head Jamb Panel Stop | 19. Jamb Weather Strip | 34. Exterior Astragal |
| 5. Head Jamb Connecting Barb | 20. Jamb (Ultrex) | 35. Exterior Astragal Weather Strip |
| 6. Head Jamb Weather Strip | 21. Jamb Liner | 36. Interior Astragal Base |
| 7. Top Rail (Ultrex) | 22. Adjustable Hinge | 37. Interior Astragal |
| 8. Top Rail | 23. Secondary Hinge Stile (Ultrex) | 38. Interior Astragal Weather Strip |
| 9. Insulated Glass | 24. Secondary Hinge Stile | 39. Mortise Lock |
| 10. Bottom Rail (Ultrex) | 25. Secondary Locking Stile (Ultrex) | 40. Secondary Strike Plate |
| 11. Bottom Rail | 26. Secondary Locking Stile | 41. Top Rail Weather Strip |
| 12. Sweep | 27. Primary Locking Stile (Ultrex) | 42. Stile Panel Weather Strip |
| 13. Sill Weather Strip | 28. Primary Locking Stile | 43. Foam Tape |
| 14. Sill Liner | 29. Primary Hinge Stile (Ultrex) | 44. Foam |
| 15. Sill (Ultrex) | 30. Primary Hinge Stile | |

ONE PANEL – 1 PANEL X



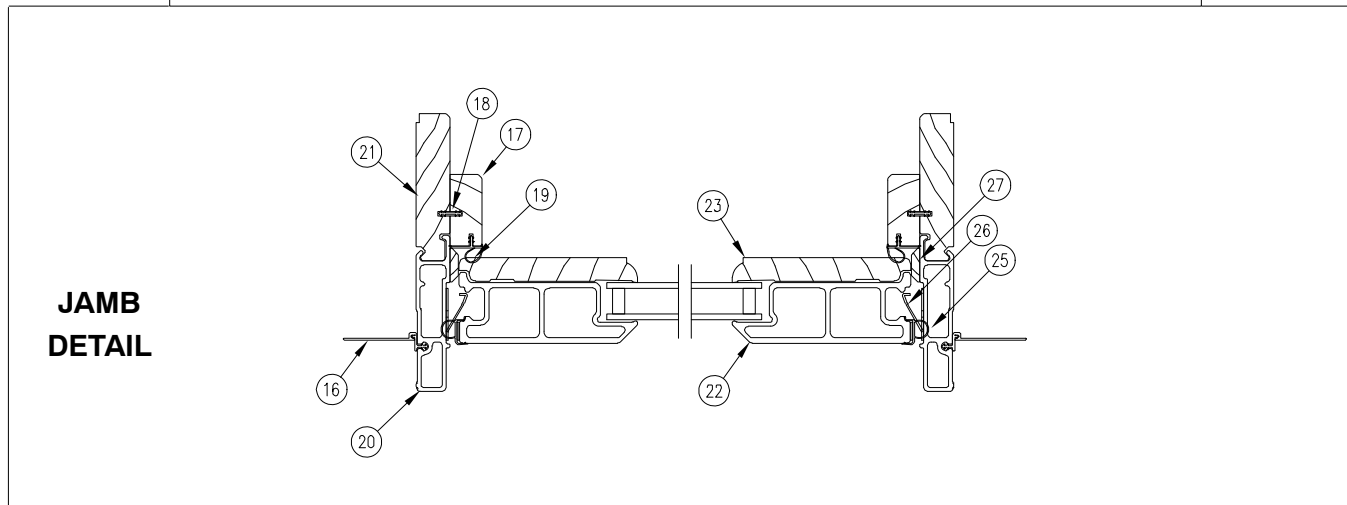
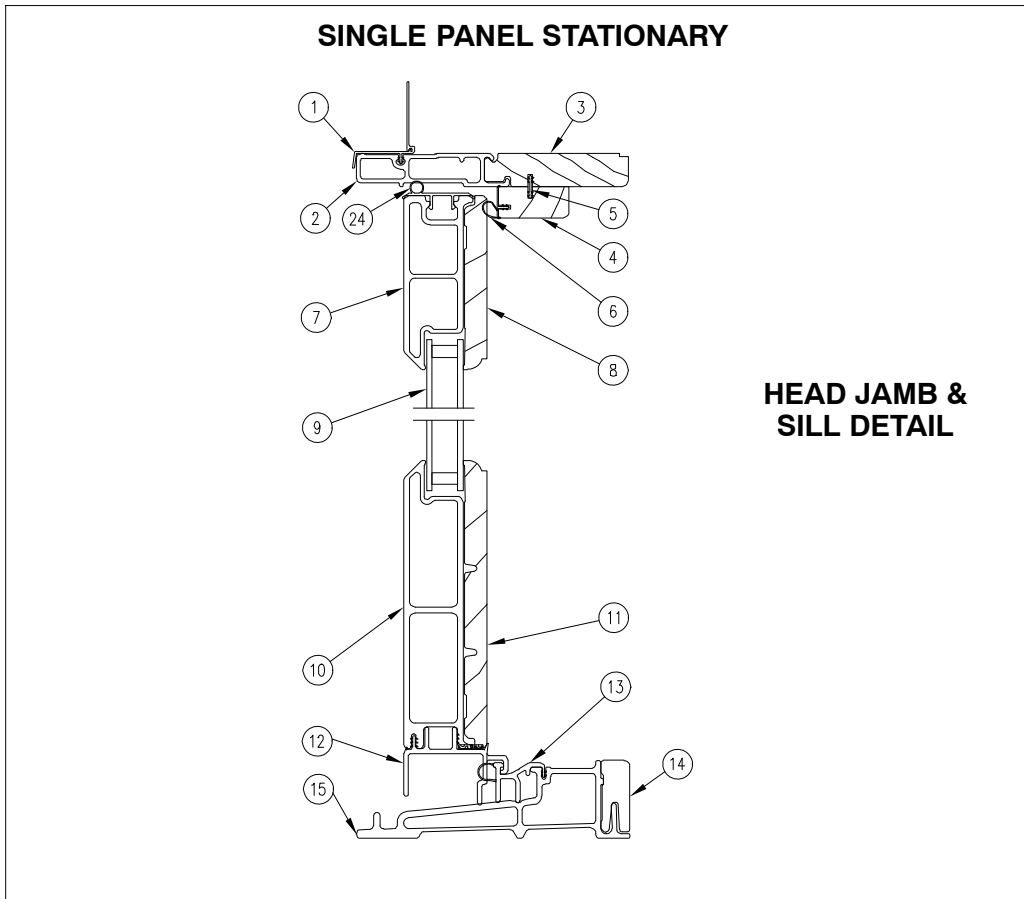
HEAD JAMB & SILL DETAIL



**JAMB
DETAIL**

NOTE: Not to scale; specifications subject to change without notice.

- | | | |
|-----------------------------------|----------------------------|---------------------------------------|
| 1. Head Jamb Nailing Fin/Drip Cap | 13. Sill Weather Strip | 25. Hinge Stile (Ultrex) |
| 2. Head Jamb (Ultrex) | 14. Sill Liner | 26. Hinge Stile |
| 3. Head Jamb Liner | 15. Sill (Ultrex) | 27. Exterior Handle |
| 4. Head Jamb Panel Stop | 16. Jamb Nailing Fin | 28. Interior Handle |
| 5. Head Jamb Connecting Barb | 17. Jamb Panel Stop | 29. Mortise Lock |
| 6. Head Jamb Weather Strip | 18. Jamb Connecting Barb | 30. Strike Plate |
| 7. Top Rail (Ultrex) | 19. Jamb Weather Strip | 31. Top Rail Weather Strip |
| 8. Top Rail | 20. Jamb (Ultrex) | 32. Stile Panel Weather Strip |
| 9. Insulated Glass | 21. Jamb Liner | 33. Locking Stile Panel Weather Strip |
| 10. Bottom Rail (Ultrex) | 22. Adjustable Hinge | 34. Foam Tape |
| 11. Bottom Rail | 23. Locking Stile (Ultrex) | 35. Foam |
| 12. Sweep | 24. Locking Stile | |



NOTE: Not to scale; specifications subject to change without notice.

- | | | |
|-----------------------------------|--------------------------|-------------------------------|
| 1. Head Jamb Nailing Fin/Drip Cap | 10. Bottom Rail (Ultrex) | 19. Jamb Weather Strip |
| 2. Head Jamb (Ultrex) | 11. Bottom Rail | 20. Jamb (Ultrex) |
| 3. Head Jamb Liner | 12. Sweep | 21. Jamb Liner |
| 4. Head Jamb Panel Stop | 13. Sill Weather Strip | 22. Stile (Ultrex) |
| 5. Head Jamb Connecting Barb | 14. Sill Liner | 23. Stile |
| 6. Head Jamb Weather Strip | 15. Sill (Ultrex) | 24. Top Rail Weather Strip |
| 7. Top Rail (Ultrex) | 16. Jamb Nailing Fin | 25. Stile Panel Weather Strip |
| 8. Top Rail | 17. Jamb Panel Stop | 26. Stationary Panel Clip |
| 9. Insulated Glass | 18. Jamb Connecting Barb | 27. Stationary Jamb Block |

When ordering replacement Outswing French Door parts specify:

1. Part number;
2. Description;
3. Color (if applicable);
4. Handing (if applicable).

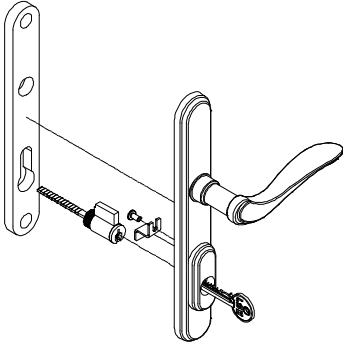
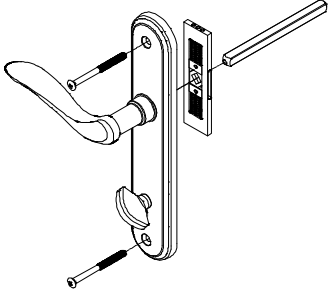
Illustration NOT TO SCALE	Description	Oper./Color	Part No.
	<p>Cambridge Primary Handle Set, Exterior <i>USAGE: 6/26/2017 to present</i> <i>Includes:</i> 1 - Exterior Handle 1 - Exterior Escutcheon 1 - Hardware Gasket 1 - Z Clip 1 - Z Clip Screw 1 - Keyed Cylinder</p> <p><i>NOTE: Escutcheon width 1.350"</i></p>	<p>XX-R, X-R AF SW BS PVD SN PVD ORBZ PVD MBK</p> <p>XX-L, X-L AF SW BS PVD SN PVD ORBZ PVD MBK</p>	<p>11868026 11868031 11868028 11868029 11868030 11868069</p> <p>11868021 11868019 11868023 11868024 11868025 11868068</p>
	<p>Cambridge Primary Handle Set, Interior <i>Includes:</i> 1 - Interior Handle 1 - Interior Escutcheon 1 - Spring Cassette 1 - Spindle 1 - Thumb Turn 2 - M5 x 58 Machine screws</p>	<p>XX-R, X-R AF SW BS PVD SN PVD ORBZ PVD MBK</p> <p>XX-L, X-L AF SW BS PVD SN PVD ORBZ PVD MBK</p>	<p>11869106 11869210 11869108 11869109 11869110 11869149</p> <p>11869101 11869209 11869103 11869104 11869105 11869169</p>

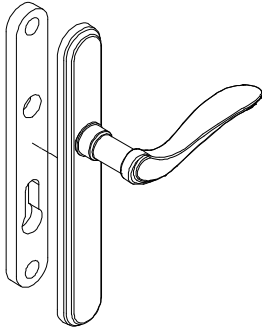
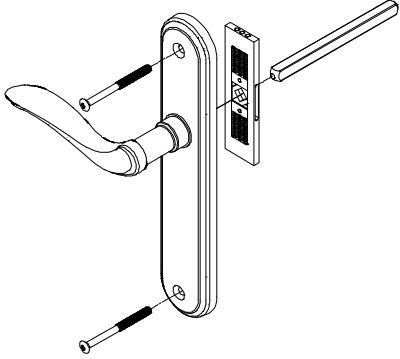
Illustration NOT TO SCALE	Description	Oper./Color	Part No.
	<p>Cambridge Secondary Handle Set, Exterior <i>USAGE: 06/26/2017 to present</i> <i>Includes:</i> 1 - Exterior Handle 1 - Exterior Escutcheon 1 - Hardware Gasket</p> <p><i>NOTE: Escutcheon width 1.350"</i></p>	<p>XX-L AF SW BS PVD SN PVD ORBZ PVD MBK</p> <p>XX-R AF SW BS PVD SN PVD ORBZ PVD MBK</p>	<p>11868046 11868037 11868048 11868049 11868050 11868071</p> <p>11868041 11868032 11868043 11868044 11868045 11868070</p>
	<p>Cambridge Secondary Handle Set, Interior <i>Includes:</i> 1 - Interior Handle 1 - Interior Escutcheon 1 - Spring Cassette 1 - Spindle 2 - M5 x 58 Machine screws</p>	<p>XX-L AF SW BS PVD SN PVD ORBZ PVD MBK</p> <p>XX-R AF SW BS PVD SN PVD ORBZ PVD MBK</p>	<p>11869126 11869227 11869128 11869129 11869130 11869159</p> <p>11869121 11869222 11869123 11869124 11869125 11869150</p>

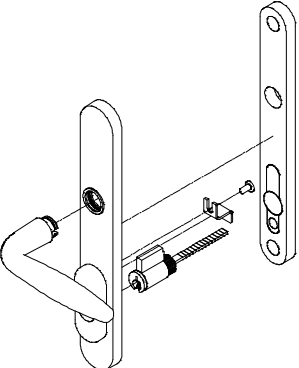
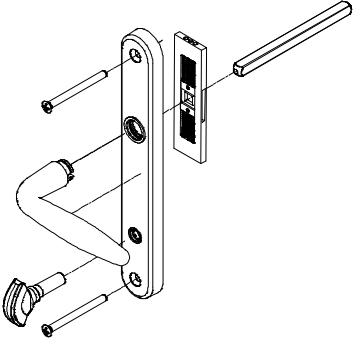
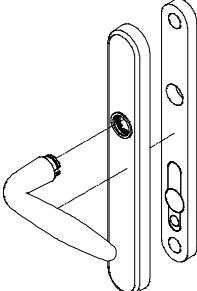
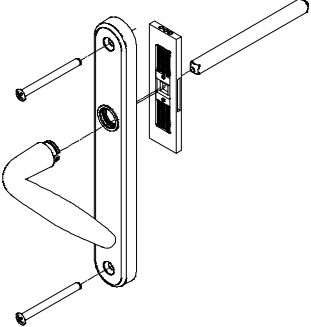


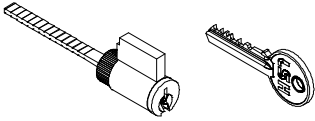
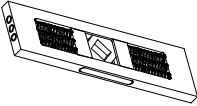




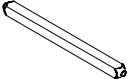

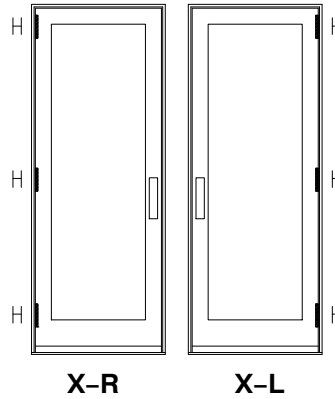
Illustration NOT TO SCALE	Description	Oper./Color	Part No.
	<p>Northfield Primary Handle Set, Exterior</p> <p><i>Includes:</i></p> <ul style="list-style-type: none"> 1 - Exterior Handle 1 - Exterior Escutcheon 1 - Hardware Gasket 1 - Z Clip 1 - Z Clip Screw 1 - Keyed Cylinder 	<p>AF SW BS PVD SN PVD ORBZ PVD MBK</p>	<p>11869161 11869162 11869163 11869164 11869165 11869168</p>
	<p>Northfield Primary Handle Set, Interior</p> <p><i>Includes:</i></p> <ul style="list-style-type: none"> 1 - Interior Handle 1 - Interior Escutcheon 1 - Spring Cassette 1 - Spindle 1 - Thumb Turn 2 - M5 x 58 Machine screws 	<p>AF SW BS PVD SN PVD ORBZ PVD MBK</p>	<p>11869151 11869152 11869153 11869154 11869155 11869160</p>
	<p>Northfield Secondary Handle Set, Exterior</p> <p><i>Includes:</i></p> <ul style="list-style-type: none"> 1 - Exterior Handle 1 - Exterior Escutcheon 1 - Hardware Gasket 	<p>AF SW BS PVD SN PVD ORBZ PVD MBK</p>	<p>11869181 11869182 11869183 11869184 11869185 11869190</p>
	<p>Northfield Secondary Handle Set, Interior</p> <p><i>Includes:</i></p> <ul style="list-style-type: none"> 1 - Interior Handle 1 - Interior Escutcheon 1 - Spring Cassette 1 - Spindle 2 - M5 x 58 Machine screws 	<p>AF WH BS PVD SN PVD ORBZ PVD MBK</p>	<p>11869171 11869172 11869173 11869174 11869175 11869180</p>

Illustration NOT TO SCALE	Description	Oper./Color	Part No.
	<p>Hardware Gasket</p>		11860969
	<p>Secondary Panel Lock Handle Template NOTE: Handle retro-fit instructions (19915821) not included. NOTE: Not to scale</p>		10503000
	<p>Keyed Cylinder with Keys NOTE: Schlage cylinder NOTE: For keyed alike cylinders, please contact your Integrity representative. Please supply the original order number if possible.</p>		11860963
	<p>Spring Cassette</p>		11860960
	<p>Escutcheon Plate Screws NOTE: 1-M5 X 58 machine screw</p>	<p>BS PVD WH AF SN PVD ORBZ PVD MBK</p>	<p>11805189 11805188 11805187 11805190 11805191 11805143</p>
	<p>Z-Clip Includes: 2 fasteners NOTE: Used on both Northfield and Cambridge hardware.</p>		11860967
	<p>Replacement Washers</p>		11860964
	<p>Split Ring</p>		11860966
	<p>Spindle</p>		11860962
	<p>Clip, Thumb Turn</p>		11860972

Note: Always view units from the exterior for handing. H = Hinge location.

This panel uses the right hand hinge



This panel uses the left hand hinge

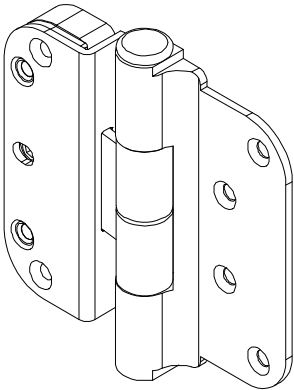
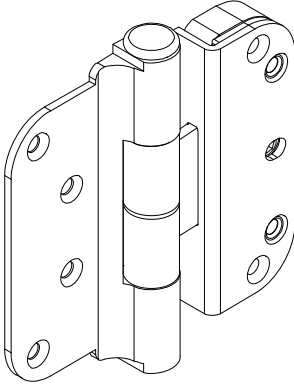
Illustration <i>NOT TO SCALE</i>	Description	Oper./Color	Part No.
	<p>Adjustable Hinge, Right Hand (X-R, XX-R) NOTE: 1 hinge per kit</p> <p>3 hinge kits per panel</p> <p>Units produced before 6/26/2017: 3 hinge kits for frame height \leq to 82.000" 4 hinge kits for frame height > than 82.000"</p> <p>1 - Hinge Gasket (11705150) 3 - #8 x 5/8" Phillips flat head screw (into jamb) 8 - #8 x 1 1/2" Phillips flat head screw (into panel) 2 - #8 x 2 1/2" Phillips flat head screw (installation into jamb) 1 - Hinge retro-fit instructions (19915714) NOTE: All screws are color matched</p>	<p>GT GY AF CS EG PB DKBN WH EB BS PVD SN PVD ORB PVD</p>	<p>11891400 11891402 11891408 11891420 11891416 11891418 11891404 11891406 11891422 11891410 11891412 11891414</p>
	<p>Adjustable Hinge, Left Hand (X-L, XX-L) NOTE: 1 hinge per kit</p> <p>3 hinge kits per panel</p> <p>Units produced before 6/26/2017: 3 hinge kits for frame height \leq to 82.000" 4 hinge kits for frame height > than 82.000"</p> <p>1 - Hinge Gasket (11705150) 3 - #8 x 5/8" Phillips flat head screw (into jamb) 8 - #8 x 1 1/2" Phillips flat head screw (into panel) 2 - #8 x 2 1/2" Phillips flat head screw (installation into jamb) 1 - Hinge retro-fit instructions (19915714) NOTE: All screws are color matched</p>	<p>GT GY AF CS EG PB DKBN WH EB BS PVD SN PVD ORB PVD</p>	<p>11891401 11891403 11891409 11891421 11891417 11891419 11891405 11891407 11891423 11891411 11891413 11891415</p>

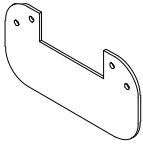
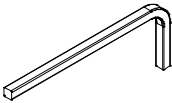
Illustration <i>NOT TO SCALE</i>	Description	Oper./Color	Part No.
	Hinge Replacement Guide <i>NOTE: Hinge retro-fit instructions (19915714) are not included.</i>		10500419
	Hinge Adjustment Tool		10502561

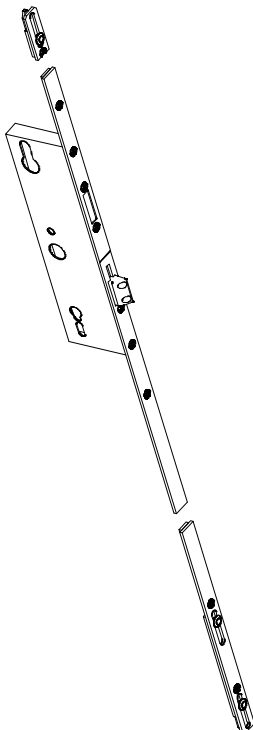
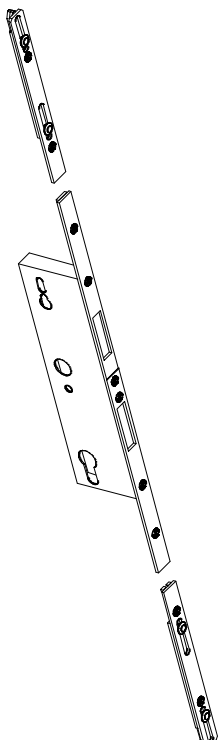
Illustration NOT TO SCALE	Description	Oper./Color	Part No.
	<p>Active Multi-Point Includes: 1 – Lock assembly with faceplate, deadbolt, latch and shootbolts 11 (13 on 8/0) – #8 x 1 1/2" Phillips flat head screw (SS)</p> <p>CN 6-5 CN 6-8 CN 7-0 CN 8-0</p>	SS	<p>11896553 11896554 11896670 11896555</p>
	<p>Special Size Active Multi-Point Includes: 1 – Lock assembly with faceplate, deadbolt, latch and lower shootbolt 1 – Top shootbolt extension 12 – #8 x 1 1/2" Phillips flat head screw (SS)</p>		SS
	<p>Inactive Multi-Point Includes: 1 – Lock assembly with faceplate, and shootbolts 11 (13 on 8/0) – #8 x 1 1/2" Phillips flat head screw (SS)</p> <p>CN 6-5 CN 6-8 CN 7-0 CN 8-0</p>	SS	<p>11896556 11896557 11897770 11896558</p>
	<p>Special Size Inactive Multi-Point Includes: 1 – Lock assembly with faceplate and lower shootbolt 1 – Top shootbolt extension 12 – #8 x 1 1/2" Phillips flat head screw (SS)</p>		SS

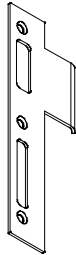
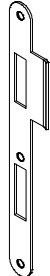
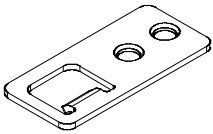
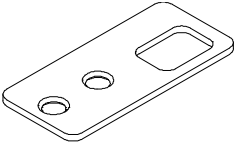
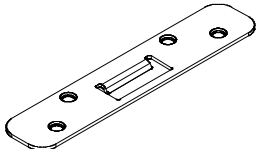
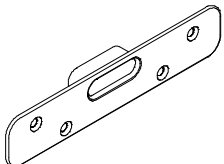
Illustration NOT TO SCALE	Description	Oper./Color	Part No.
 <p>NOTE: X-R shown</p>	<p>Strike Plate – Locking Jamb Includes: 1 – Jamb strike plate 2 – #8 x 5/8" flat head screws 1 – #8 x 2 1/2" installation screws</p>	<p>XR SS BS</p> <p>XL SS BS</p>	<p>11896674 11896676</p> <p>11896675 11896677</p>
 <p>NOTE: XXR shown</p>	<p>Strike Plate – Secondary Lock Includes: 1 – Strike plate</p> <p>Fastened with: Multipoint lock Torx head screws</p>	<p>XXL SS BS</p> <p>XXR SS BS</p>	<p>11862525 11862515</p> <p>11862526 11862516</p>
	<p>Strike Plate – Screws 4mm x 16mm Torx flathead machine screw 4mm x 8mm Torx flathead machine screw 4mm x 35mm Torx flathead machine screw</p>	<p>SS SS SS</p>	<p>11805183 11805181 11805184</p>
	<p>Head Jamb Strike, X Standard and Impact USAGE: 8/31/2009 – present Includes: 1 – Strike 2 – #8 x 5/8" Phillips flat head screws</p>	<p>RH LH</p> <p>SS SS</p>	<p>11897009 11897007</p>
	<p>Head Jamb Strike, X Standard and Impact USAGE: 3/2007–8/30/2009 Includes: 1 – Strike 2 – #8 x 5/8" Phillips flat head screws</p>	<p>BS</p>	<p>11896679</p>
	<p>Head Jamb Strike, XX USAGE: 8/31/2009 – present Includes: 1 – Strike 2 – #8 x 5/8" Phillips flat head screws 2 – 2 1/2" installation screws</p>	<p>SS</p>	<p>11897011</p>
	<p>Head Jamb Strike, XX USAGE: 3/2007–8/30/2009 Includes: 1 – Strike 2 – #8 x 5/8" Phillips flat head screws 2 – 2 1/2" installation screws</p>	<p>BS</p>	<p>11896552</p>

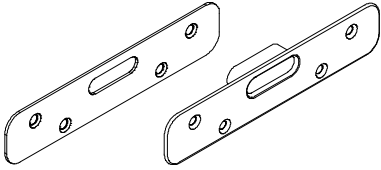
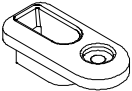
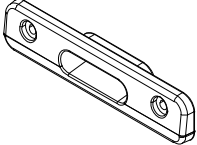
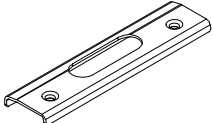
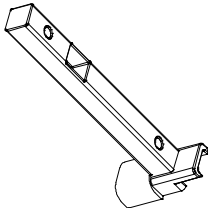
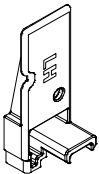
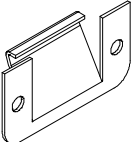
Illustration NOT TO SCALE	Description	Oper./Color	Part No.
	<p>Header Jamb Strike, – Impact, XX <i>USAGE: 6/2/2008–8/30/2009</i> <i>Includes:</i> 1–Header strike cover 1–Header Strike 2 – #8 x 2 1/2 " Installation screws 1 – #8 x 5/8 " Phillips flat head screw</p>	<p>BG</p>	<p>11896737</p>
	<p>Sill Strike, X <i>Includes:</i> 1 – Strike 1 – #8 x 5/8 " Phillips truss head vinyl screw</p>	<p>BK BG</p>	<p>11896511 11896678</p>
	<p>Sill Strike, XX <i>Includes:</i> 1 – Strike 2 – #8 – 15 x 3/4 " Phillips flat head screws</p>	<p>BK BG</p>	<p>11896512 11896550</p>
	<p>Sill Strike Plate, XX <i>Includes:</i> 1 – Strike plate 2 – #8 – 15 x 3/4 " Phillips flat head screws</p>	<p>SS</p>	<p>11896551</p>
	<p>Bottom Shoot Bolt Guide <i>Includes:</i> 1 – Guide 1 – #8 x 2 1/2 " Phillips truss head screw 1 – #8 x 1 " Phillips truss head screw</p>	<p>RH LH</p>	<p>11896565 11896566</p>
	<p>Top Shoot Bolt Guide <i>Includes:</i> 1 – Guide 1 – #8 x 1 " Phillips pan head screw</p>	<p>RH LH</p>	<p>11896563 11896564</p>
	<p>Stationary Panel Clip <i>Includes:</i> 1 – Stationary panel clip 2 – Rivets</p>	<p>BK</p>	<p>11896680</p>

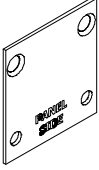


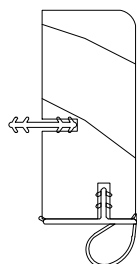
Illustration <i>NOT TO SCALE</i>	Description	Oper./Color	Part No.
	Stationary Panel Bracket <i>Includes:</i> 1 – Bracket 2 – #8 x 1" Phillips truss head screws (panel) 2 – #8 x 1/2" Phillips flat head screws (frame)	SS	11896683
	Bolt Plug, Locking Jamb	BK	11862552
	Latch Plug, Locking Jamb	BK	11862553

Illustration
NOT TO SCALE



A: Panel Stop – Head Jamb

B: Panel Stop – Jamb

W9524

Includes:

W9524 Panel stop

V803 Connector barb

V2793 Frame weather strip

	Size		Bare Wood	White	Designer Black	Clear
A	28 15/16" (735)	2-6	11896630	11896672	11890630	11886930
	30 15/16" (786)	2-8	11896690	11896692	11890690	11886990
	34 15/16" (913)	3-0	11896671	11896673	11890671	11886931
	57 5/8" (1464)	5-0	11896546	11896548	11890646	11886946
	61 5/8" (1565)	5-4	11896691	11896693	11890691	11886991
	69 5/8" (1768)	6-0	11896547	11896549	11890647	11886961
B	76 15/32" (1942)	6-5	11896540	11896543	11896240	11886940
	78 31/32" (2006)	6-8	11896541	11896544	11896241	11886969
	82 31/32" (2107)	7-0	11896470	11896471	11896270	11886970
	92 15/32" (2425)	8-0	11896542	11896545	11896242	11886942

D



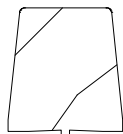
D: Interior Astragal Cover

6-8 and under

W7554

*Uses recommended screws:
2 - #8 x 1 1/4" Phillips bugle
head screws*

E



E: Interior Astragal Cover
greater than 6-8

W9608

*Uses recommended screws:
2 - #8 x 1 1/4" Phillips bugle
head screws*

F




F: Interior Astragal Base

W9609

*Uses recommended screws:
2 - #8 x 2" Phillips flat head screws*

	Size		Bare Wood	White	Designer Black	Clear
D	76 3/32" (1933)	6-5	31506265	39206265	39209265	31606268
	78 19/32" (1996)	6-8	31506268	39206268	39209268	31606258
E	82 19/32" (2098)	7-0	31506270	39206270	39209270	31606270
	92 3/32" (2339)	8-0	31506280	39206280	39209280	31606280
F	76 3/32" (1933)	6-5	31506165	39206165	39209165	31606165
	78 19/32" (1996)	6-8	31506168	39206168	39209168	31606168
	82 19/32" (2098)	7-0	31506170	39206170	39209170	31606170
	92 3/32" (2339)	8-0	31506181	39206181	39209181	31606181

ILLUSTRATION <i>NOT TO SCALE</i>	DESCRIPTION	LENGTH	BARE WOOD PART NO.	WHITE INTERIOR PART NO.
	Stationary Jamb Block W8679	6" (152)	31500020	N/A

When ordering Integrity Outswing Door weather strip specify:

1. Part number;
2. Description;
3. Length;
4. Quantity.


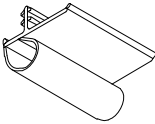

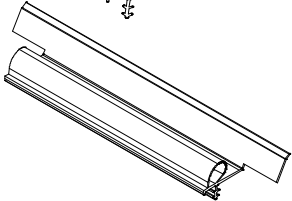

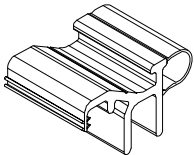

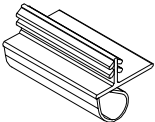
Illustration <i>NOT TO SCALE</i>	Description	Length	Beige Part No.	Black Part No.		
 	Frame Weather Strip – Head Jamb V2793	2-6 28 15/16" (735) 2-8 30 15/16" (786) 3-0 34 15/16" (887) 5-0 57 5/8" (1464) 5-4 61 5/8" (1565) 6-0 69 5/8" (1768)	Replace with Black	15557726 15557728 15557730 15557750 1557754 15557760		
	Frame Weather Strip – Head Jamb V2793	6-5 76 15/32" (1942) 6-8 78 31/32" (2006) 7-0 82 31/32" (2107) 8-0 92 15/32" (2349)		Replace with Black	15557765 15557768 15557770 15557780	
	Frame Weather Strip – Head Jamb V2793 Lineal	150" (3810)			Replace with Black	15557799
 	Frame Weather Strip – Head Jamb V1560	6-5 77 5/16" (1964) 6-8 79 13/16" (2027) 7-0 83 13/16" (2129) 8-0 93 51/6" (2370)	Replace with Black	15980765 15980768 15980770 15980780		
 	Sill Weather Strip V2816	2-6 28 21/32" (728) 2-8 30 21/32" (778) 3-0 34 21/32" (880) 5-0 57 11/32" (1456) 5-4 61 11/32" (1558) 6-0 69 11/32" (1761)		15973226 15973228 15973230 15973250 15973254 15973260	15973626 15973628 15973630 15973650 15973654 15973660	
	 	Exterior Astragal Weather Strip V2800		6-5 77 23/32" (1974) 6-8 80 7/32" (2038) 7-0 84 7/32" (2139) 8-0 93 23/32" (2380)	--- --- --- ---	15972865 15972868 15972870 15972880

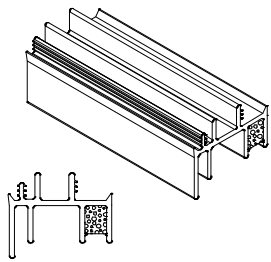
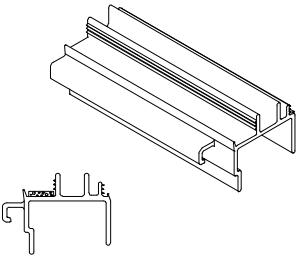
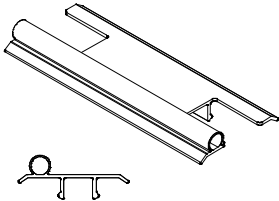
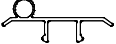
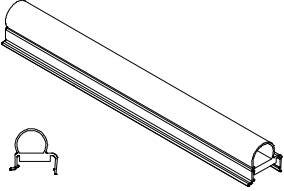
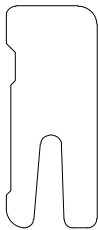
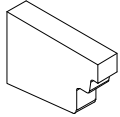
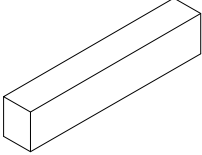
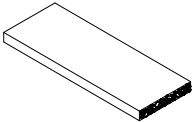
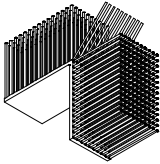
Illustration NOT TO SCALE	Description	Length	Beige Part No.	Black Part No.
	<p>Sweep – Operator Panel V1547 (Beige) V2821 (Black)</p> <p><i>Includes:</i> 1 – Sweep 2 – #8 x 2 1/2" Phillips truss head screws</p>	<p>2–6/5–0 28 19/32" (726) 2–8/5–4 30 19/32" (777) 3–0/6–0 34 19/32" (879)</p>	<p>11896561 11896952 11896562</p>	<p>11897526 11897528 11897530</p>
	<p>Sweep – Stationary Panel V1551</p> <p><i>Includes:</i> 1 – Sweep 2 – #8 x 2 1/2" Phillips truss head screws</p>	<p>2–6/5–0 28 19/32" (726) 2–8/5–4 30 19/32" (777) 3–0/6–0 34 19/32" (879)</p>	<p>11896681 11896951 11896682</p>	<p>11896826 11896828 11896830</p>
	<p>Panel Stile Weather Strip Kit V1550</p> <p><i>NOTE: Includes weather strip between hinges and at panel ends (actual lengths vary).</i></p>	<p>6–5 6–8 7–0 8–0</p>	<p>--- --- --- ---</p>	<p>11897051 11897053 11897055 11897057</p>
	<p>Panel Top Rail Weather Strip V1550</p>	<p>2–6 28 19/32" (726) 2–8 30 19/32" (777) 3–0 34 19/32" (879)</p>	<p>--- --- ---</p>	<p>15972650 15972654 15972660</p>
	<p>Panel Locking Stile Weather Strip V1556</p>	<p>6–5 76 23/32" (1949) 6–8 79 7/32" (2012) 7–0 83 7/32" (2114) 8–0 92 23/32" (2355)</p>	<p>--- --- --- ---</p>	<p>15970365 15970368 15970370 15970380</p>
	<p>Sill Liner V2935 <i>USAGE: 10/29/2018 – present</i></p>	<p>2–6 30 3/16" (767) 2–8 32 3/16" (818) 3–0 36 3/16" (919) 5–0 58 7/8" (1495) 5–4 62 7/8" (1597) 6–0 70 7/8" (1800)</p>	<p>11110026 11110028 11110030 11110050 11110054 11110060</p>	<p>15960026 15960028 15960030 15960050 15960054 15960060</p>

ILLUSTRATION NOT TO SCALE	DESCRIPTION	LENGTH/ COLOR	PART NO.
	Jamb/Sill Foam Block	BG	10500782
	Jamb Weather Strip Plug	BG	10500154
	Frame Sealant Foam	GY	10500142
	Dust Block	GY	15600010

When ordering Integrity Outswing Door Parts specify:

1. Part number;
2. Description;
3. Length;
4. Quantity.

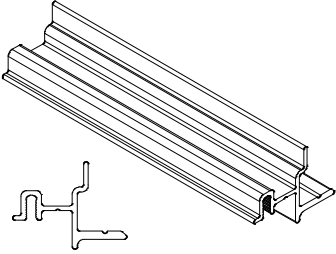
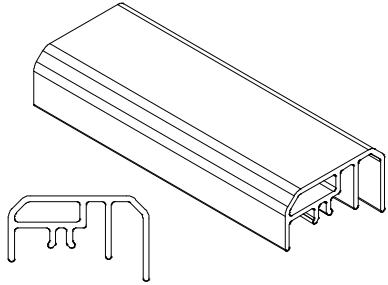
Illustration NOT TO SCALE	Description	Length/Color	Part No.	
	<p>Astragal Base - Exterior A1432</p> <p><i>Includes:</i> 1 - Astragal base 9 - #8 x 5/8" Phillips pan head screws</p>			
		6-5	75 7/16" (1916)	11896567
		6-8	77 15/16" (1980)	11896568
		7-0	81 15/16" (2081)	11895570
		8-0	91 7/16" (2323)	11896569
	<p>Astragal Cap - Exterior A1431</p> <p><i>Includes:</i> 1 - Astragal cap 8 - #8 x 5/8" Phillips pan head screws</p>			
			SW	
		6-5	77 23/32" (1974)	11896570
		6-8	80 7/32" (2038)	11896571
		7-0	84 7/32" (2139)	11892470
		8-0	93 23/32" (2380)	11896572
			PB	
		6-5	77 23/32" (1974)	11896573
		6-8	80 7/32" (2038)	11896574
		7-0	84 7/32" (2139)	11893470
		8-0	93 23/32" (2380)	11896575
			BZ	
		6-5	77 23/32" (1974)	11896687
		6-8	80 7/32" (2038)	11896688
		7-0	84 7/32" (2139)	11894470
		8-0	93 23/32" (2380)	11896689
			EG	
		6-5	77 23/32" (1974)	11896953
		6-8	80 7/32" (2038)	11896954
		7-0	84 7/32" (2139)	11895470
		8-0	93 23/32" (2380)	11896955
			CS	
		6-5	77 23/32" (1974)	11896956
		6-8	80 7/32" (2038)	11896957
		7-0	84 7/32" (2139)	11897470
		8-0	93 23/32" (2380)	11896958
			EB	
		6-5	77 23/32" (1974)	11897477
	6-8	80 7/32" (2038)	11897478	
	7-0	84 7/32" (2139)	11897479	
	8-0	93 23/32" (2380)	11897480	

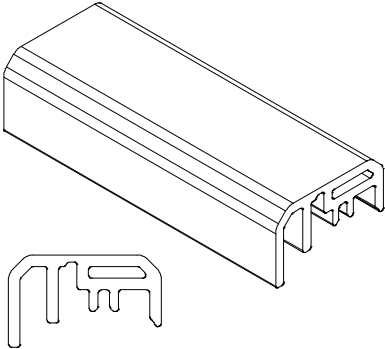
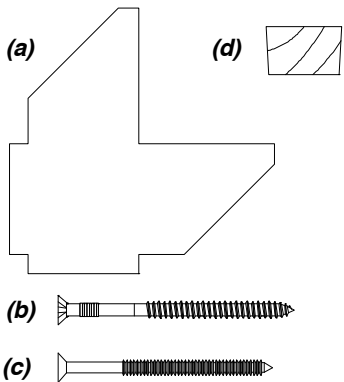
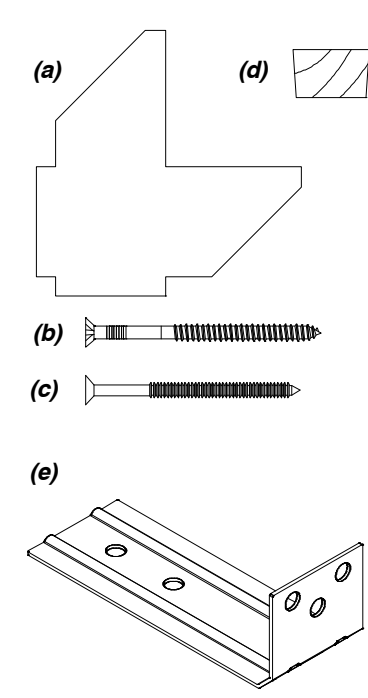
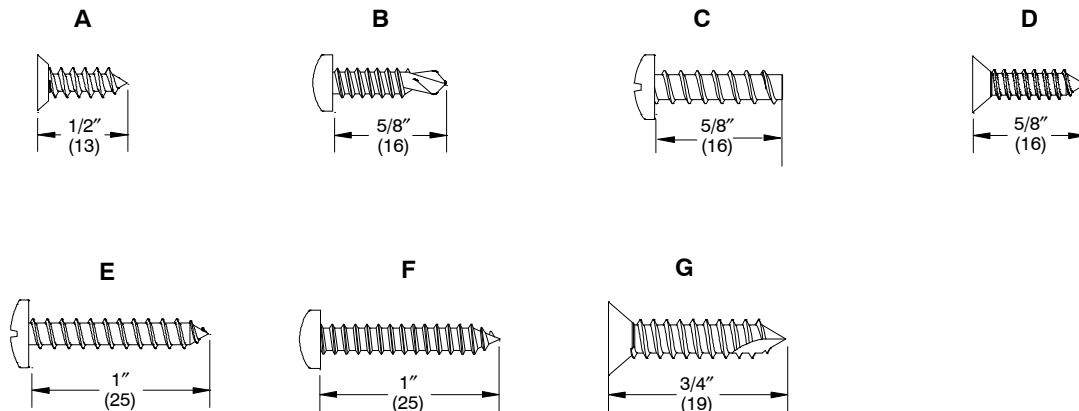
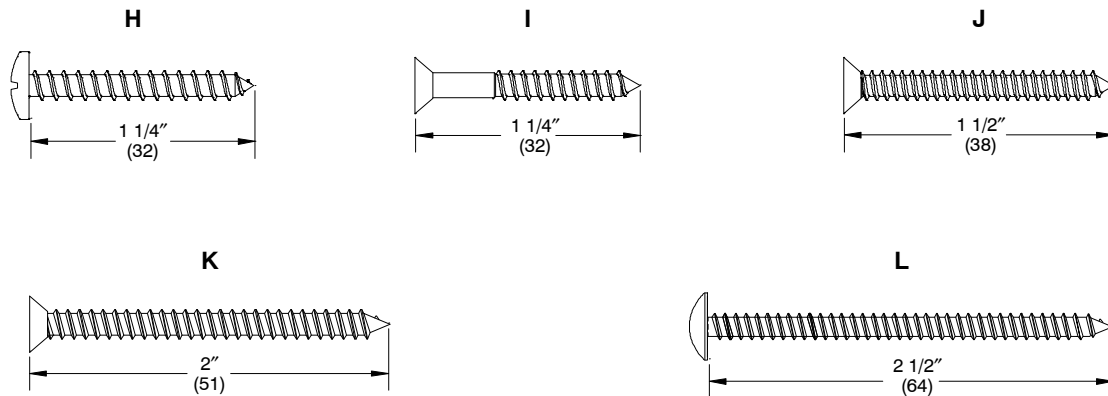
Illustration NOT TO SCALE	Description	Length/Color	Part No.
	<p>Astragal Cap – Impact, Exterior A1464</p> <p><i>Includes:</i> 1 – Cap 8 – #8 x 5/8" Phillips panhead screws</p>		
		<p>SW</p> <p>6-5 77 23/32" (1974) 6-8 80 7/32" (2038) 7-0 84 7/32" (2139) 8-0 93 23/32" (2380)</p>	<p>19455466 19455469 11897671 19455481</p>
		<p>PB</p> <p>6-5 77 23/32" (1974) 6-8 80 7/32" (2038) 7-0 84 7/32" (2139) 8-0 93 23/32" (2380)</p>	<p>19455566 19455569 11897672 19455581</p>
		<p>BZ</p> <p>6-5 77 23/32" (1974) 6-8 80 7/32" (2038) 7-0 84 7/32" (2139) 8-0 93 23/32" (2380)</p>	<p>19455666 19455669 11897673 19455681</p>
		<p>EG</p> <p>6-5 77 23/32" (1974) 6-8 80 7/32" (2038) 7-0 84 7/32" (2139) 8-0 93 23/32" (2380)</p>	<p>19455766 19455769 11897674 19455781</p>
		<p>CS</p> <p>6-5 77 23/32" (1974) 6-8 80 7/32" (2038) 7-0 84 7/32" (2139) 8-0 93 23/32" (2380)</p>	<p>19455866 19455869 11897675 19455881</p>
		<p>EB</p> <p>6-5 77 23/32" (1974) 6-8 80 7/32" (2038) 7-0 84 7/32" (2139) 8-0 93 23/32" (2380)</p>	<p>11897081 11897082 11897083 11897084</p>

Illustration NOT TO SCALE	Description	Length/Color	Part No.
 <p>(a) (d)</p> <p>(b)</p> <p>(c)</p>	<p>Installation Kits</p> <p><i>Includes:</i></p> <ul style="list-style-type: none"> 1 – Nailing fin corner gasket (a) 2 – 3/16 " flat head masonry screw (b) 1 – #8 x 2 1/2 " flat head SS screw (c) 1 – #8 x 2 1/2 " flat head BS screw (c) 2 – #8 x 2 1/2 " flat head BG screws (c) 2 – Wood plug – 02074844 (d) 1 – Set of installation instructions 		11896597
 <p>(a) (d)</p> <p>(b)</p> <p>(c)</p> <p>(e)</p>	<p>IOFD Impact Nailing Fin Installation Kit</p> <p><i>Includes:</i></p> <ul style="list-style-type: none"> 1–Nail fin corner gasket (a) 2–3/16 " x 2 3/4 " flat head masonry screw (b) 1 – #8 x 2 1/2 " flat head SS screw (c) 1 – #8 x 2 1/2 " flat head BS screw (c) 2 – #8 x 2 1/2 " flat head BG screws (c) 2–Wood plug – 02074844 (d) 17–IOFD Installation clip (e) 51–Installation clip screws – pn 11800758 1–set of installation instructions 1–Supplemental Installation Instruction 		11896808
	<p>IOFD Impact Nailing Fin Installation Kit</p> <p><i>Includes:</i></p> <ul style="list-style-type: none"> 1– clip 		11896810
	<p>IOFD Impact Nailing Fin Installation Kit</p> <p><i>Includes:</i></p> <ul style="list-style-type: none"> 20–clips 		11896809



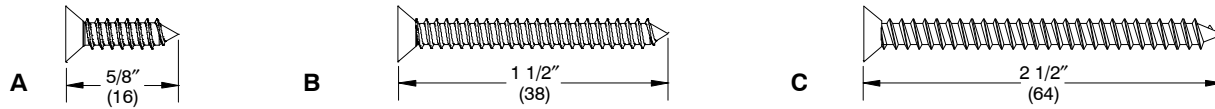
Illustrations to Scale

Part ID	Description and Usage	Color	Part No.
A	#8 x 1/2" Phillips Flat Head Screw Usage: • Through stationary panel bracket into jamb	ZC	11800502
B	#8 x 5/8" Phillips Pan Head Screw, Self-drilling/Tapping Usage: • Through exterior astragal base into panel • Through astragal base into astragal cap	SS	11800498
C	#8 x 5/8" Phillips Truss Head Screw, Blunt Usage: • Through X sill strike	BG BK	11805192 11805139
D	#8 x 5/8" Phillips Flat Head Screw Usage: • Head jamb strike to head jamb • Hinges to jamb • Locking jamb strike plate to jamb <i>NOTE: DKBN #11805156 fasteners should be used for Ebony hinges</i>	SS BG BS SW DKBN PB EG CS	11805180 11805152 11805153 11805155 11805156 11805157 11805149 11805146
E	#8 x 1" Phillips Pan Head Screw Usage: • Through top and bottom shootbolt guides	SS	11805185
F	#8 x 1" Phillips Truss Head Screw Usage: • Through stationary panel brackets into panel	ZYD	11800867
G	#8-15 x 3/4" Phillips Type A-17, Full Thread Screw Usage: • Through XX sill strike	ZYD	11805321



Illustrations to Scale

Part ID	Description and Usage	Color	Part No.
H	#8 x 1 1/4" Phillips Truss Head Screw Usage: • Through sweep into panel	SS	11805193
I	#8 x 1 1/4" Phillips Flat Head 2/3 Thread Screw Usage: • Astragal cap to astragal base	ZYD	11805179
J	#8 x 1 1/2" Phillips Flat Head Screw Usage: • Hinge to panel • Multipoint lock to panel (SS only) <i>NOTE: DKBN #11805170 fasteners should be used for Ebony hinges</i>	BS WH DKBN PB SS EG CS	11805171 11805169 11805170 11805174 11805173 11805177 11805182
K	#8 x 2" Phillips Flat Head Screw Usage: • Through astragal base into panel	ZYD	11800868
L	#8 x 2 1/2" Phillips Truss Head Screw Usage: • Through sweep into panel • Through bottom shoot bolt guide into panel	SS	11805151



Color matched screws used with door hinge kits

Part ID	Description and Usage	Color	Part No.
A	<p>#8 x 5/8" Phillips Flat Head 2/3 Thread Screw – PKG 25</p> <p>Usage:</p> <ul style="list-style-type: none"> • Hinge <p><i>NOTE: DKBN #11882724 fasteners should be used for Ebony and Bronze replacement needs</i></p>	WH DKBN BS SN PB EG CS	11882723 11882724 11882725 11882726 11882727 11882728 11882729
B	<p>#8 x 1 1/2" Phillips Flat Head Screw – PKG 25</p> <p>Usage:</p> <ul style="list-style-type: none"> • Hinge <p><i>NOTE: DKBN #11882714 fasteners should be used for Ebony and Bronze replacement needs</i></p>	WH DKBN BS SN PB EG CS	11882713 11882714 11882715 11882716 11882717 11882718 11882719
C	<p>#8 x 2 1/2" Phillips Flat Head Screw – PKG 25</p> <p>Usage:</p> <ul style="list-style-type: none"> • Hinge <p><i>NOTE: DKBN #11882704 fasteners should be used for Ebony and Bronze replacement needs</i></p>	WH DKBN BS SN PB EG CS	11882703 11882704 11882705 11882706 11882707 11882708 11882709

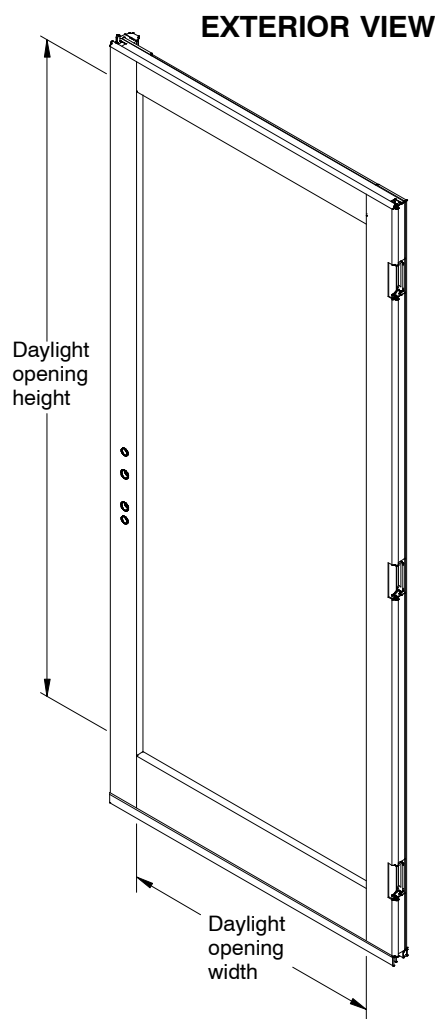
ORDERING REPLACEMENT OUTSWING FRENCH DOOR PANELS (OFD)

To order replacement panels specify:

1. Size;
2. Operator (primary or secondary) or stationary;
3. Handing;
4. Stone White, Pebble Gray, Bronze, Evergreen, Cashmere or Ebony exterior;
5. Glazing;
6. Bare wood, White, Designer Black or Clear interior.

Panel Sizes for Outswing French Door (OFD) Units Manufactured 2007 to present			
Daylight Opening to Panel OM			
Daylight Width + 7 1/4" (181) = OM Width of Panel			
Daylight Height + 9 5/8" (244) = OM Height of Panel			
NOTE: Daylight opening is the measurement of visible glass.			
WIDTH		HEIGHT	
Size	OM Width	Size	OM Height
2-6	28 19/32" (726)	6-5	76 23/32" (1949)
2-8	30 19/32" (777)	6-8	79 7/32" (2012)
3-0	34 19/32" (879)	7-0	83 7/32" (2114)
5-0	28 19/32" (726)	8-0	92 23/32" (2355)
5-4	30 19/32" (777)		
6-0	34 19/32" (879)		

(Operator Panel Shown)



Panels Include:

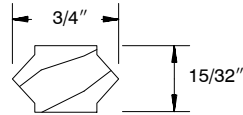
Operating: Lock, Sweep w/gasket, Wood Backers, Weather Strip, Shoot Bolt Guides and Astragal.

Stationary: Sweep w/gasket, Stationary Bracket, Stile Weather Strip and Eurogroove Block.

ORDERING REPLACEMENT GRILLES

When ordering replacement grilles specify:

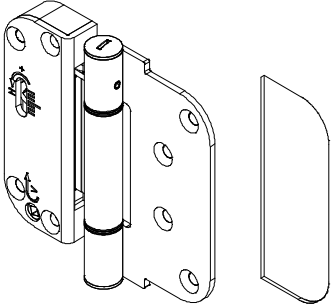
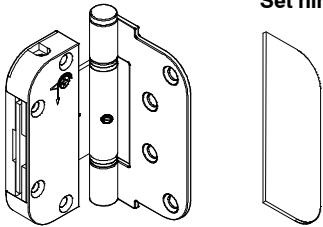
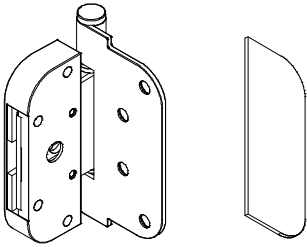
1. Call number (using chart below).
2. Bare wood, White, Designer Black or Clear interior.



W7340

GRILLE END PROFILE

WIDTH				HEIGHT			
CN	PANEL OM	DLO	GRILLE CUT	CN	PANEL OM	DLO	GRILLE CUT
CN2-6	28 19/32" (726)	21 11/32" (542)	3W	CN6-5	76 23/32" (1949)	67 3/32" (1704)	5H
CN2-8	30 19/32" (777)	23 11/32" (593)	3W	CN6-8	79 7/32" (2012)	69 19/32" (1768)	5H
CN3-0	34 19/32" (879)	27 11/32" (695)	3W	CN7-0	83 7/32" (2114)	73 19/32" (1869)	5H
CN5-0	28 19/32" (726)	21 11/32" (542)	3W	CN8-0	92 23/32" (2355)	83 3/32" (2111)	6H
CN5-4	30 19/32" (777)	23 11/32" (593)	3W	-	-	-	-
CN6-0	34 19/32" (879)	27 11/32" (695)	3W				

Illustration NOT TO SCALE	Description	Oper./Color	Part No.
 <p>NOTE: Screws are color matched</p>	<p>Non Handed Hinge Kit NOTE: Usage: 02/22/2010 to 6/26/17 3 kits for 6/5 and 6/8 heights 4 kits for 7/0 and 8/0 heights</p> <p>Includes: 3 – 8x5/8" screws 4 – 8x1 1/2" screws 1 – 8x2 1/2" screw 1 – Hinge gasket 1 – Hinge</p>	<p>BS PVD SN PVD PB DKBN WH EG CS EB</p>	
 <p>NOTE: Center hinge(s) with vertical adjustment. Hinges are non-handed and may be set as 'left' or 'right' using pin placement</p>	<p>Set Hinge USAGE: 3/2007–02/21/2010</p> <p>Set Hinge Kit 1 kit for 6/5 and 6/8 heights 1 kit for 8/0 heights</p> <p>Includes: 4 – #8 x 1 1/2" Phillips flat head screws (into panel) 3 – #8 x 5/8" Phillips flat head screws (into jamb) 1 – #8 x 2 1/2" Installation screw (into jamb) 1 – Gasket 1 – Hinge</p>	<p>WH PB DKBN EG CS SN Coastal BS Coastal</p>	<p>Discontinued Replace with adjustable hinge, L/R</p> <p>Please specify total hinge quantity on unit when placing Field Service order</p>
 <p>NOTE: Top or bottom hinge with horizontal adjustment. Hinges are non-handed and may be set as 'left' or 'right' using pin placement</p>	<p>Guide Hinge USAGE: 3/2007–02/21/2010</p> <p>Guide Hinge Kit 2 needed for 6/5, 6/8 heights 3 needed for 8/0 heights</p> <p>Includes: 4 – #8 x 1 1/2" Phillips flat head screws (into panel) 3 – #8 x 5/8" Phillips flat head screws (into jamb) 1 – #8 x 2 1/2" Installation screw (into jamb) 1 – Gasket 1 – Hinge</p>	<p>WH PB DKBN EG CS SN Coastal BS Coastal</p>	<p>Instructions included</p>

When ordering replacement Outswing French Door parts specify:

1. Part number;
2. Description;
3. Color (if applicable);
4. Handing (if applicable).

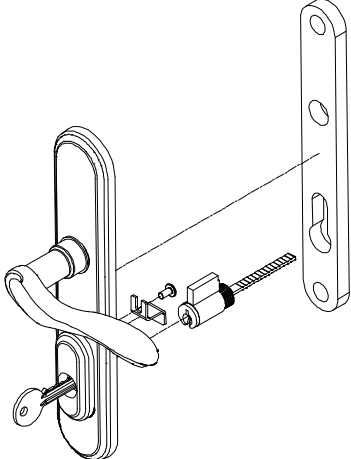
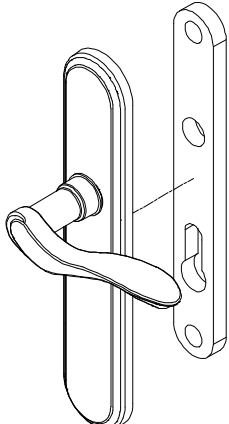
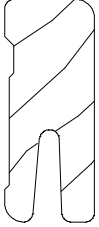
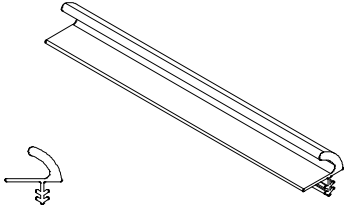
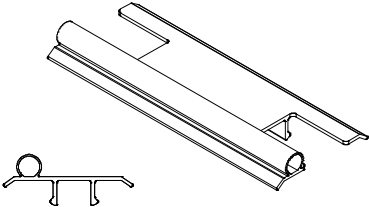
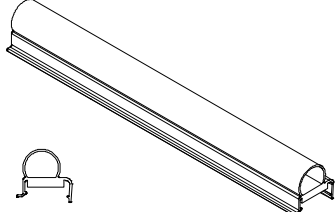
Illustration NOT TO SCALE	Description	Oper./Color	Part No.
	<p>Cambridge Primary Handle Set, Exterior <i>USAGE: 3/2007 – 6/26/2017</i> <i>Includes:</i> 1 – Exterior Handle 1 – Exterior Escutcheon 1 – Hardware Gasket 1 – Z Clip 1 – Z Clip Screw 1 – Keyed Cylinder</p> <p><i>NOTE: Escutcheon width 1.796"</i></p>	<p>XXR, XR AF WH BS PVD SN PVD ORBZ PVD</p> <p>XXL, XL AF WH BS PVD SN PVD ORBZ PVD</p>	<p>11869116 11869117 11869118 11869119 11869156</p> <p>11869111 11869112 11869113 11869114 11869115</p>
	<p>Cambridge Secondary Handle Set, Exterior <i>USAGE: 3/2007 – 6/26/2017</i> <i>Includes:</i> 1 – Exterior Handle 1 – Exterior Escutcheon 1 – Hardware Gasket</p> <p><i>NOTE: Escutcheon width 1.796"</i></p>	<p>XXL AF WH BS PVD SN PVD ORBZ PVD</p> <p>XXR AF WH BS PVD SN PVD ORBZ PVD</p>	<p>11869136 11869137 11869138 11869139 11869140</p> <p>11869131 11869132 11869133 11869134 11869135</p>

Illustration <i>NOT TO SCALE</i>	Description	Length	Bare Wood	White
	<p>Sill Liner W2528</p>	<p>2-6 30 3/16" (767) 2-8 32 3/16" (818) 3-0 36 3/16" (919) 5-0 58 7/8" (1495) 5-4 62 7/8" (1597) 6-0 70 7/8" (1800)</p>	<p>No Longer Available Replace with V2935</p>	

When ordering Integrity Outswing Door weather strip specify:

1. Part number;
2. Description;
3. Length;
4. Quantity.

Illustration NOT TO SCALE	Description	Length/Color	Part No.
	<p>Exterior Astragal Weather Strip V019 <i>USAGE: for units produced until 6/26/17</i></p>		
	<p>6-5 6-8 7-0 8-0</p>	<p>77 23/32" (1974) 80 7/32" (2038) 84 7/32" (2139) 93 23/32" (2380)</p>	<p>15971565 15971568 15971570 15971580</p>
	<p>Panel Stile Weather Strip V1550 <i>USAGE: for units produced until 6/26/17</i></p> <p><i>NOTE: Includes weather strip between hinges and at panel ends (actual lengths vary).</i></p>	<p>BG</p>	<p>11896684 11896685 11898870 11896686</p>
	<p>Panel Top Rail Weather Strip V1550 <i>USAGE: for units produced until 6/26/17</i></p>	<p>BG</p>	<p>15970226 15970228 15970230</p>
	<p>Panel Locking Stile Weather Strip V1556 <i>USAGE: for units produced until 6/26/17</i></p>	<p>BG</p>	<p>15972765 15972768 15972770 15972780</p>
	<p>6-5 6-8 7-0 8-0</p>	<p>76 23/32" (1949) 79 7/32" (2012) 83 7/32" (2114) 92 23/32" (2355)</p>	<p>15972765 15972768 15972770 15972780</p>