

# INTEGRITY ALL ULTREX ACCESSORIES

## Table of Contents

	<b>PAGE</b>
History .....	2
Mull Kits .....	3
Mull Kit Components .....	5
Installation Accessories .....	8
Casing Options .....	17
Flush Fin .....	20
Service Accessories .....	21
Obsolete Parts .....	22

### **ATTENTION:**

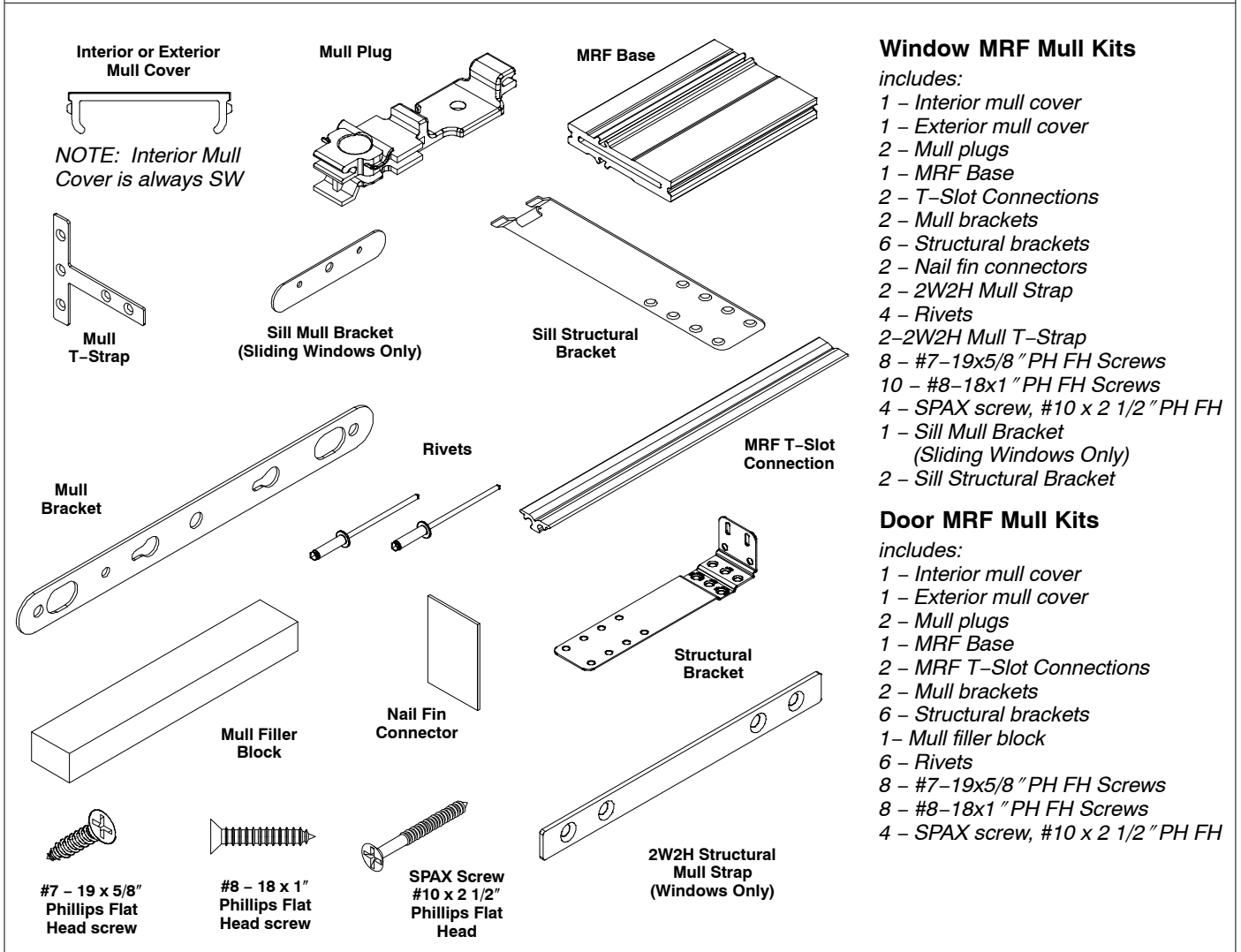
- Specification and technical data are subject to change without notice.
- Numbers listed in parentheses ( ) are metric equivalents in millimeters rounded to the nearest whole number.

PRODUCED	UNIT TYPE	FEATURES OR CHANGES	DISCONTINUED
April 2006	Accessories	Field applied mull kits and installation accessories available on original release.	Present
March 2007	Accessories	Bronze exteriors introduced.	Present
July 2007	Accessories	Reinforced J-Channel Corner Key. Went into production July 9, 2007.	Present
November 2007	Accessories	Evergreen exteriors introduced.	Present
March 2008	Accessories	Cashmere exteriors introduced March 17, 2008.	Present
March 2009	Accessories	Ebony exteriors introduced.	Present
February 2010	Accessories	Introduced the All Ultrex mull reinforcement and through jamb kits for the IFCA and IFAWN.	Present
April 2010	Accessories	Introduced 1 inch frame expander.	Present
October 2010	Accessories	Introduced interior frame filler.	Present
February 2011	Accessories	Introduced radius nailing fin, V2067.	Present
January 2012	Accessories	Introduced IFSPD CN 5-10 size.	Present
August 2012	Accessories	August 27, 2012 – Introduced Casing Options.	Present
June 2014	Accessories	June 23, 2014: Discontinued current 3.5" flat casing profile (F9106), the updated flat casing profile that will be used is F9108.	Present
August 2014	Accessories	August 25, 2014: Introduce certified mulling capabilities within All Ultrex's current minimum and maximum guidelines.	Present
October 2014	Accessories	October 27, 2014: Introduced Packaged Terminal Air Conditioner (PTAC) for All Ultrex products. Added V2395 Nail Fin with Drip Cap.	Present
February 2017	Accessories	February 27, 2017: Implemented redesign for All Ultrex Sliding Windows	Present

When ordering (MRF) Reinforced Factory mull kits specify:

1. Description
2. Call number
3. Color
4. Part number

**ILLUSTRATION AND DESCRIPTION**  
 ILLUSTRATION NOT TO SCALE

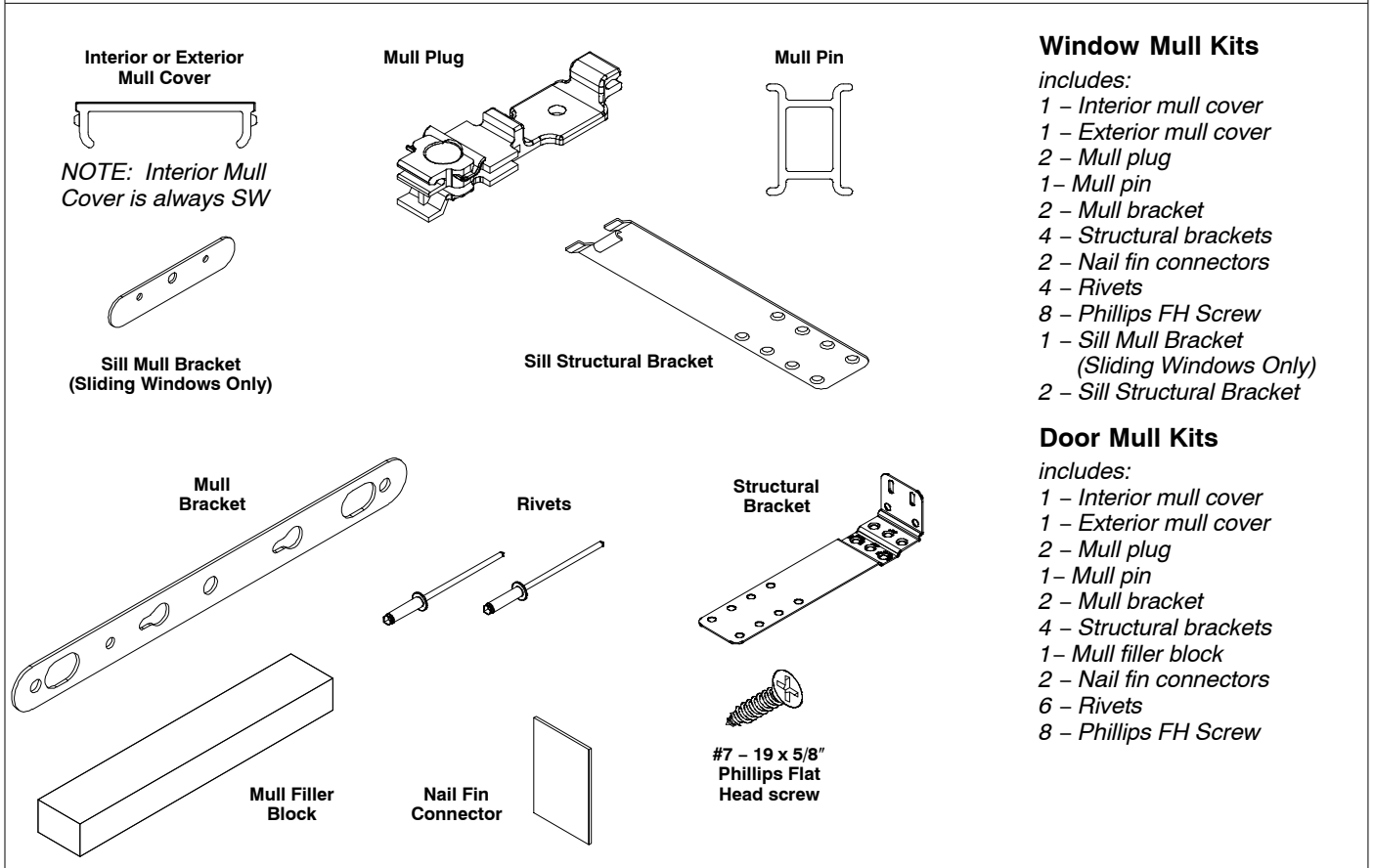


Call Number	Operation	Length	Color / Part No.					
<b>Window MRF Mull Kits</b>								
			<b>SW</b>	<b>PB</b>	<b>BZ</b>	<b>EG</b>	<b>CS</b>	<b>EB</b>
Lineal		96" (2438)	11850199	11850299	11850399	11850499	11850599	11850699
<b>Door MRF Mull Kits</b>								
			<b>SW</b>	<b>PB</b>	<b>BZ</b>	<b>EG</b>	<b>CS</b>	<b>EB</b>
Lineal		96" (2438)	11811099	11811199	11811299	11811399	11811499	11811599

When ordering mull kits specify:

1. Description
2. Call number
3. Color
4. Part number

**ILLUSTRATION AND DESCRIPTION**  
*ILLUSTRATION NOT TO SCALE*



**Window Mull Kits**

- includes:*
- 1 - Interior mull cover
  - 1 - Exterior mull cover
  - 2 - Mull plug
  - 1 - Mull pin
  - 2 - Mull bracket
  - 4 - Structural brackets
  - 2 - Nail fin connectors
  - 4 - Rivets
  - 8 - Phillips FH Screw
  - 1 - Sill Mull Bracket  
(Sliding Windows Only)
  - 2 - Sill Structural Bracket

**Door Mull Kits**

- includes:*
- 1 - Interior mull cover
  - 1 - Exterior mull cover
  - 2 - Mull plug
  - 1 - Mull pin
  - 2 - Mull bracket
  - 4 - Structural brackets
  - 1 - Mull filler block
  - 2 - Nail fin connectors
  - 6 - Rivets
  - 8 - Phillips FH Screw

Call Number	Operation	Length	Color / Part No.					
<b>Window Mull Kits</b>								
			<b>SW</b>	<b>PB</b>	<b>BZ</b>	<b>EG</b>	<b>CS</b>	<b>EB</b>
30			11851330	11851331	11851430	11840030	11841030	11842030
40			11851340	11851341	11851440	11840040	11841040	11842040
50			11851350	11851351	11851450	11840050	11841050	11842050
60			11851360	11851361	11851460	11840060	11841060	11842060
Lineal		144" (3658)	11851398	11851399	11851498	11840099	11841099	11842099
<b>Door Mull Kits</b>								
			<b>SW</b>	<b>PB</b>	<b>BZ</b>	<b>EG</b>	<b>CS</b>	<b>EB</b>
50			11810050	11810150	11810250	11810350	11810450	11810550
510			11810510	11811510	11812510	11813510	11814510	11815510
60			11810060	11810160	11810260	11810360	11810460	11810560
90			11810090	11810190	11810290	11810390	11810490	11810590
Lineal		144" (3658)	11810099	11810199	11810299	11810399	11810499	11810599

When ordering replacement mull kit components specify:

1. Description;
2. Profile number;
3. Part number;

**ILLUSTRATION AND DESCRIPTION**  
*ILLUSTRATION NOT TO SCALE*



**Mull Cover**  
V1482

Call Number	Operation	Length	Color / Part No.					
			SW	PB	BZ	EG	CS	EB
10		11 5/32" (283)	20108210	20108211	20108310	20108410	20108510	20108610
16		17 5/32" (435)	20108216	20108217	20108316	20108416	20108516	20108616
20		23 5/32" (588)	20108220	20108221	20108320	20108420	20108520	20108620
26		29 5/32" (740)	20108226	20108227	20108326	20108426	20108526	20108626
28		31 5/32" (791)	20108228	20108229	20108328	20108329	20108528	20108628
30		35 5/32" (893)	20108230	20108231	20108330	20108430	20108530	20108630
36		41 5/32" (1045)	20108236	20108237	20108336	20108436	20108536	20108636
40		47 5/32" (1197)	20108240	20108241	20108340	20108440	20108540	20108640
46		53 5/32" (1350)	20108246	20108247	20108346	20108446	20108546	20108646
50		59 5/32" (1502)	20108250	20108251	20108350	20108450	20108550	20108650
54		61 5/32" (1553)	20108254	20108255	20108354	20108355	20108554	20108654
56		65 5/32" (1655)	20108256	20108257	20108356	20108456	20108556	20108656
510		69 21/32" (1769)	20101510	20102510	20103510	20104510	20105510	20106510
60		71 5/32" (1807)	20108260	20108261	20108360	20108460	20108560	20108660
66		77 5/32" (1959)	20108266	20108267	20108366	20108466	20108566	20108666
70		83 5/32" (2112)	20108270	20108271	20108370	20108470	20108570	20108670
76		89 5/32" (2264)	20108276	20108277	20108376	20108476	20108576	20108676
80		95 5/32" (2417)	20108280	20108281	20108380	20108480	20108580	20108680
86		101 5/32" (2569)	20108286	20108287	20108386	20108486	20108586	20108686
90		107 5/32" (2721)	20108290	20108291	20108390	20108490	20108590	20108690
Lineal		144" (3658)	20108298	20108299	20108398	20108498	20108598	20108698

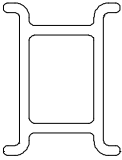
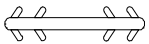


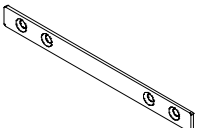



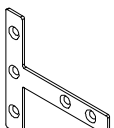
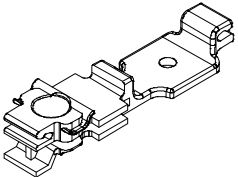
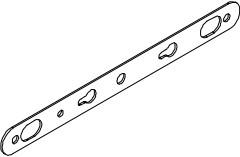
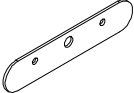
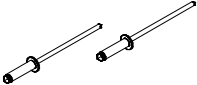

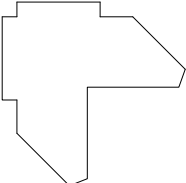
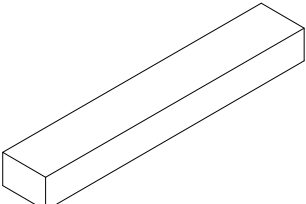
ILLUSTRATION NOT TO SCALE	DESCRIPTION	LENGTH	PART NO.	
	<b>Mull Pin</b> A1410  CN10 CN16 CN20 CN26 CN28 CN30 CN36 CN40 CN46 CN50 CN54 CN56 CN510 CN60 CN66 CN70 CN76 CN80 CN86 CN90 Lineal	10 1/4" (260) 16 1/4" (413) 22 1/4" (565) 28 1/4" (718) 30 1/4" (768) 34 1/4" (870) 40 1/4" (1022) 46 1/4" (1175) 52 1/4" (1327) 58 1/4" (1480) 62 1/4" (1581) 64 1/4" (1632) 68 3/4" (1746) 70 1/4" (1784) 76 1/4" (1937) 82 1/4" (2089) 88 1/4" (2242) 94 1/4" (2394) 100 1/4" (2546) 106 1/4" (3699) 150" (3810)	10101010 10101016 10101020 10101026 10101028 10101030 10101036 10101040 10101046 10101050 10101054 10101056 10101510 10101060 10101066 10101070 10101076 10101080 10101086 10101090 10101099	
		<b>Connecting Barb</b> V803  Lineal	2000'	15812999
		<b>MRF Base</b> F4031  Lineal	120" (3048)	11351120
		<b>MRF T-Slot Connector</b> A2741  Lineal	144" (3658)	11103244
		<b>2W2H Structural Mull Strap (Windows only)</b> MRF Only		11860267
		<b>#7 - 19 x 5/8" Phillips Flat Head Screw</b>		11800758
		<b>#8 - 18 x 1" Phillips Flat Head Screw</b> MRF Only		11800810
		<b>SPAX Screw, #10 x 2 1/2" Phillips Flat Head</b>		11802500
		<b>2W2H Structural Mull T Strap (Windows Only)</b> MRF Only		11862517

ILLUSTRATION NOT TO SCALE	DESCRIPTION	COLOR/OPER.	PART NO.
	<b>Mull Plug</b>		10040703
	<b>Mull Bracket</b>		11860450
	<b>Sill Mull Bracket – Sliding Window</b> <i>Usage: Manufactured after 02/27/2017</i>		11860451
	<b>Rivets</b>		11400608
	<b>Nail Fin Connector</b>		10500213
	<b>Nailing Fin Corner Gasket</b>	WH	11869519
	<b>Mull Filler Block</b> W9991		31501116

When ordering replacement INSTALLATION ACCESSORIES specify:

1. Description;
2. Profile number;
3. Part number;
4. Quantity.



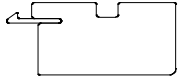

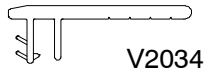
ILLUSTRATION <i>NOT TO SCALE</i>	DESCRIPTION	LENGTH	PART NO.	
	<b>4 9/16" Jamb Extension – Windows</b> V1563			
	CN10 CN16 CN20 CN26 CN28 CN30 CN36 CN40 CN46 CN50 CN54 CN56 CN60 CN66 CN70 CN76 CN80 CN86 CN90 CN96 Lineal	10 7/8" (276) 16 7/8" (429) 22 7/8" (581) 28 7/8" (733) 30 7/8" (784) 34 7/8" (886) 40 7/8" (1038) 46 7/8" (1191) 52 7/8" (1343) 58 7/8" (1495) 62 7/8" (1597) 64 7/8" (1648) 70 7/8" (1800) 76 7/8" (1953) 82 7/8" (2105) 88 7/8" (2257) 94 7/8" (2410) 100 7/8" (2562) 106 7/8" (2715) 112 7/8" (2867) 144" (3658)	17018510 17018516 17018520 17018526 17018528 17018530 17018536 17018540 17018546 17018550 17018554 17018556 17018560 17018566 17018570 17018576 17018580 17018586 17018590 17018596 17018599	
		<b>6 9/16" Jamb Extension – Windows</b> V1578		
		CN10 CN16 CN20 CN26 CN28 CN30 CN36 CN40 CN46 CN50 CN54 CN56 CN60 CN66 CN70 CN76 CN80 CN86 CN90 CN96 Lineal	10 7/8" (276) 16 7/8" (429) 22 7/8" (581) 28 7/8" (733) 30 7/8" (784) 34 7/8" (886) 40 7/8" (1038) 46 7/8" (1191) 52 7/8" (1343) 58 7/8" (1495) 62 7/8" (1597) 64 7/8" (1648) 70 7/8" (1800) 76 7/8" (1953) 82 7/8" (2105) 88 7/8" (2257) 94 7/8" (2410) 100 7/8" (2562) 106 7/8" (2715) 112 7/8" (2867) 144" (3658)	17018610 17018616 17018620 17018626 17018628 17018630 17018636 17018640 17018646 17018650 17018654 17018656 17018660 17018666 17018670 17018676 17018680 17018686 17018690 17018696 17018699



ILLUSTRATION NOT TO SCALE	DESCRIPTION	LENGTH	PART NO.	
	<b>4 9/16" Door Jamb Extension - Jamb, Doors</b> V1641  CN6-8 CN6-10 CN8-0	78 17/32" (1995) 80 17/32" (2046) 94 17/32" (2402)	17900468 17904610 17900480	
	<b>4 9/16" Door Jamb Extension - Header, Doors</b> V1641  CN5-0 CN5-10 CN6-0 CN9-0	59 1/2" (1511) 70" (1778) 71 1/2" (1816) 107 1/2" (2731)	17900450 17904510 17900460 17900490	
	<b>4 9/16" Door Jamb Extension - Lineal, Doors</b> V1641  Lineal	144" (3658)	17900499	
		<b>6 9/16" Door Jamb Extension - Jamb, Doors</b> V1640  CN6-8 CN6-10 CN8-0	78 9/16" (1995) 80 9/16" (2046) 94 9/16" (2402)	17900668 17906610 17900680
		<b>6 9/16" Door Jamb Extension - Header, Doors</b> V1640  CN5-0 CN5-10 CN6-0 CN9-0	59 1/2" (1511) 70" (1778) 71 1/2" (1816) 107 1/2" (2731)	17900650 17906510 17900660 17900690
		<b>6 9/16" Door Jamb Extension - Lineal, Doors</b> V1640  Lineal	144" (3658)	17900699

**ILLUSTRATION AND DESCRIPTION**  
*ILLUSTRATION NOT TO SCALE*



**1" Frame Expander**



**3" Frame Expander**

*NOTE: Available per piece (EA) or by box (BX) containing a quantity of 20 pieces.*

Unit of Measure	Length	Color / Part No.					
		SW	PB	BZ	EG	CS	EB
V2034							
EA	144" (3658)	17001111	17002111	17003111	17004111	17005111	17006111
BX	144" (3658)	17007111	17008111	17009111	17001011	17091111	17001211
V1780							
EA	144" (3658)	17001144	17001244	17001344	17001444	17001544	17011644
BX	144" (3658)	17001644	17001744	17001844	17001944	17002044	17002144

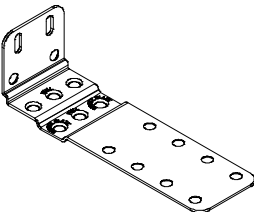
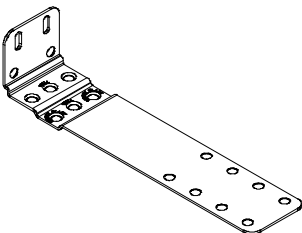
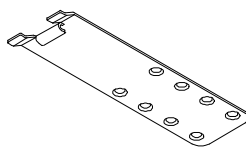
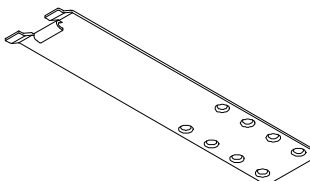
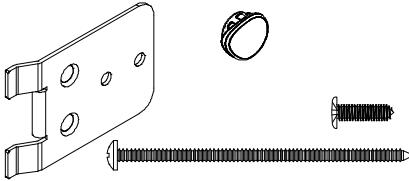
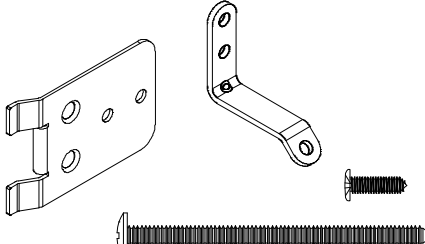
ILLUSTRATION NOT TO SCALE	DESCRIPTION	LENGTH	PART NO.
	<p><b>4 9/16" Structural Brackets</b>                      NOTE: Used on muller units                      (2 per muller end for standard mullers and 3 per muller                      end for MRF mullers) and for masonry                      applications.</p> <p style="text-align: right;"><b>QTY.</b>                      1                      50                      100</p>	<p>5 5/32" (131)</p>	<p>11860234                      11860235                      11860236</p>
	<p><b>6 9/16" Structural Brackets</b>                      NOTE: Used on muller units                      (2 per muller end for standard mullers and 3 per muller                      end for MRF mullers) and for masonry                      applications.</p> <p style="text-align: right;"><b>QTY.</b>                      1                      50                      100</p>		
	<p><b>4 9/16" Sill Structural Brackets</b>                      NOTE: Used on muller units                      (2 per muller end for standard and MRF mullers) and                      for sill of masonry applications.</p> <p style="text-align: right;"><b>QTY.</b>                      1                      50                      100</p>	<p>5 11/16" (144)</p>	<p>11860453                      11860454                      11860455</p>
	<p><b>6 9/16" Sill Structural Brackets</b>                      NOTE: Used on muller units                      (2 per muller end for standard and MRF mullers) and                      for sill of masonry applications.</p> <p style="text-align: right;"><b>QTY.</b>                      1                      50                      100</p>		
	<p><b>Through Jamb Installation Kit</b>                      NOTE: USED FOR IFSH, IFDH, IFGL, IFGLTS,                      IFSLP, IFSLT, IFDGP, IFRT</p> <p>includes:                      1 - Installation Bracket (11800315)                      1 - Jamb Hole Plug (10408344)                      2 - #7 x 3/4 inch Phillips PH screws                      1 - #8 x 3 inch Phillips PH screw</p>		<p>11800040</p>
	<p><b>Through Jamb Mull Reinforcement Kit</b>                      NOTE: USED FOR ALL PRODUCT TYPES</p> <p>includes:                      1 - Mull reinforcement bracket (11820375)                      2 - Installation Brackets (11800315)                      6 - #7 x 3/4 inch PH screws                      3 - #8 x 3 inch Phillips PH screws</p>		<p>11800039</p>

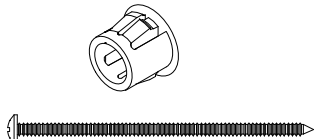
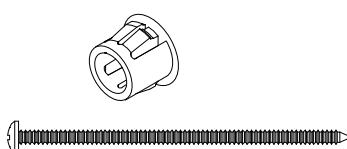
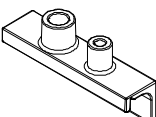
ILLUSTRATION NOT TO SCALE	DESCRIPTION	LENGTH	PART NO.
	<b>Through Jamb Installation Kit</b> <i>NOTE: USED FOR IFAWN, IFCA, IFSWP, IFSWT</i> <i>includes:</i> 1 – Jamb Hole Plug (11882868) 1 – #8 x 3 inch Phillips PH screw		11800043
	<b>Flush Fin Through Jamb Installation Kit</b> <i>NOTE: USED FOR IFAWN, IFCA, IFSWP and IFSWT Flush Fin Units</i> <i>includes:</i> 1 – Jamb Hole Plug (11882868) 1 – #8 x 4 inch Phillips PH screw		11800044
	<b>Through Jamb Field Drilling Kit</b> <i>NOTE: USED FOR IFSH, IFDH, IFGL, IFFLTS, IFSLP, IFSLT, IFDG</i> <i>includes:</i> 1 – Through Jamb Field Jig(11800576) 1 – Through Jamb Field Drilling Instructions (19914361)		11800042

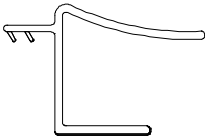
ILLUSTRATION NOT TO SCALE	DESCRIPTION	LENGTH	PART NO.
	<b>1/2" to 5/8" Drywall Return – Windows</b> V1401  CN10 CN16 CN20 CN26 CN28 CN30 CN36 CN40 CN46 CN50 CN54 CN56 CN60 CN66 CN70 CN76 CN80 CN86 CN90 CN96 Lineal	 10 1/8" (257) 16 1/8" (409) 22 1/8" (562) 28 1/8" (714) 30 1/8" (765) 34 1/8" (857) 40 1/8" (1019) 46 1/8" (1171) 52 1/8" (1324) 58 1/8" (1476) 62 1/8" (1578) 64 1/8" (1629) 70 1/8" (1781) 76 1/8" (1933) 82 1/8" (2086) 88 1/8" (2238) 94 1/8" (2391) 100 1/8" (2543) 106 1/8" (2695) 112 1/8" (2848) 144" (3658)	 17010512 17010518 17010524 17010530 17010533 17010536 17010542 17010548 17010554 17010560 17010563 17010566 17010572 17010578 17010584 17010590 17010596 17010500 17010506 17010502 17010599
	<b>1/2" to 5/8" Drywall Return – Doors</b> V1401  CN6-8 CN6-10 CN8-0 CN5-0 CN5-10 CN6-0 CN9-0 Lineal	 78 7/16" (1992) 80 7/16" (2043) 94 7/16" (2399) 58 1/8" (1476) 68 5/8" (1743) 70 1/8" (1781) 106 1/8" (2695) 144" (3658)	 17000068 17000610 17000180 17010560 17010570 17010572 17010506 17010599



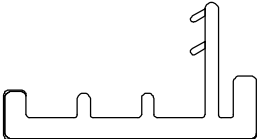
ILLUSTRATION NOT TO SCALE	DESCRIPTION	LENGTH	PART NO.
	<b>3/4" Receiver – Windows</b> V1710		
	CN10 CN16 CN20 CN26 CN28 CN30 CN36 CN40 CN46 CN50 CN54 CN56 CN60 CN66 CN66 CN70 CN76 CN80 CN86 CN90 CN96 Lineal	9 7/8" (251) 15 7/8" (403) 24 7/8" (632) 27 7/8" (708) 29 7/8" (759) 33 7/8" (860) 39 7/8" (1013) 45 7/8" (1165) 51 7/8" (1318) 57 7/8" (1470) 61 7/8" (1572) 63 7/8" (1622) 69 7/8" (1775) 75 7/8" (1927) 81 7/8" (2080) 87 7/8" (2232) 93 7/8" (2384) 99 7/8" (2537) 105 7/8" (2689) 111 7/8" (2842) 144" (3658)	17011010 17011016 17011020 17011026 17011028 17011030 17011036 17011040 17011046 17011050 17011054 17011056 17011060 17011066 17011070 17011076 17011080 17011086 17011090 17011096 17011099
	<b>3/4" Receiver – Doors</b> V1710		
	CN6-8 CN6-10 CN8-0 CN5-0 CN5-10 CN6-0 CN9-0 Lineal	78 5/16" (1989) 80 5/16" (2040) 94 5/16" (2396) 57 7/8" (1470) 68 3/8" (1737) 69 7/8" (1775) 105 7/8" (2689) 144" (3658)	17011068 17011610 17010080 17011050 17011510 17011060 17011090 17011099
	<b>Interior Frame Filler</b> V2053		
	CN20 CN30 CN36 CN40 CN50 CN56 CN60 CN80 Lineal	22 5/8" (574) 34 5/8" (879) 40 5/8" (1031) 46 5/8" (1183) 58 5/8" (1488) 64 5/8" (1641) 70 5/8" (1793) 94 5/8" (2403) 144" (3658)	11000120 11000130 11000136 11000140 11000150 11000156 11000160 11000160 11000180 11000199


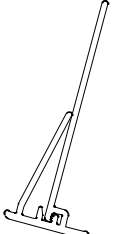
ILLUSTRATION NOT TO SCALE	DESCRIPTION	LENGTH	PART NO.
	<p><b>Nail Fin – Windows</b>                      V1428</p> <p>CN10                      CN16                      CN20                      CN26                      CN28                      CN30                      CN36                      CN40                      CN46                      CN50                      CN54                      CN56                      CN60                      CN66                      CN70                      CN76                      CN80                      CN86                      CN90                      CN96                      Lineal</p>	<p>11 3/16" (284)                      17 3/16" (437)                      23 3/16" (589)                      29 3/16" (741)                      31 3/16" (792)                      35 3/16" (894)                      41 3/16" (1046)                      47 3/16" (1199)                      53 3/16" (1351)                      59 3/16" (1503)                      63 3/16" (1605)                      65 3/16" (1656)                      71 3/16" (1808)                      77 3/16" (1961)                      83 3/16" (2113)                      89 3/16" (2265)                      95 3/16" (2418)                      101 3/16" (2570)                      107 3/16" (2723)                      113 3/16" (2875)                      144" (3658)</p>	<p>16215512                      16215518                      16215524                      16215530                      16215533                      16215536                      16215542                      16215548                      16215554                      16215560                      16215563                      16215566                      16215572                      16215578                      16215584                      16215590                      16215596                      16215597                      16215598                      16215595                      16215599</p>
	<p><b>Nail Fin – Doors</b>                      V1428</p> <p>CN5-0                      CN5-10                      CN6-0                      CN6-8                      CN6-10                      CN8-0                      CN9-0                      Lineal</p>	<p>59 3/16" (1503)                      69 11/16" (1770)                      71 3/16" (1808)                      79 3/16" (2011)                      81" (2057)                      95" (2413)                      107 3/16" (2723)                      144" (3658)</p>	<p>17215550                      16215570                      17215560                      17215568                      17215610                      17215580                      17215590                      16215599</p>
	<p><b>Nail Fin – Radius</b>                      V2067</p>	<p>150" (3810)</p>	<p>16215144</p>

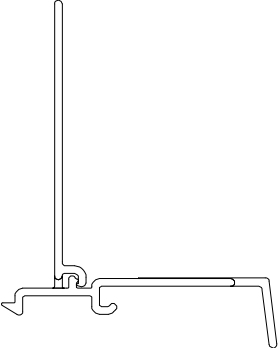
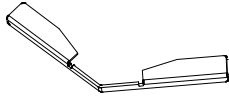
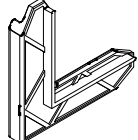
ILLUSTRATION NOT TO SCALE	DESCRIPTION	LENGTH	PART NO.
	<b>Nail Fin with Drip Cap – Windows</b> V2395		
	CN16 CN20 CN26 CN28 CN30 CN36 CN40 CN46 CN50 CN54 CN56 CN60 CN66 CN70 CN76 CN80 CN86 CN90 CN96 Lineal	17 9/16" (446) 23 9/16" (599) 29 9/16" (751) 31 9/16" (802) 35 9/16" (904) 41 9/16" (1056) 47 9/16" (1208) 53" (1346) 59 9/16" (1513) 63 9/16" (1615) 65 9/16" (1666) 71" (1803) 77 9/16" (1970) 83 9/16" (2123) 89 9/16" (2275) 95 9/16" (2428) 101 9/16" (2580) 107 9/16" (2732) 113 9/16" (2885) 144" (3658)	16315518 16315524 16315530 16315533 16315536 16315542 16315548 16315554 16315560 16315563 16315566 16315572 16315578 16315584 16315590 16315596 16315597 16315598 16315595 16315599
	<b>Nail Fin with Drip Cap – Doors</b> V2395		
	CN5-0 CN51-0 CN6-0 Lineal	59 9/16" (1513) 70 9/16" (1793) 71 9/16" (1818) 144" (3658)	16315560 16315570 16315572 16315599

ILLUSTRATION NOT TO SCALE	DESCRIPTION	COLOR	PART NO.
	<b>J-Channel Corner Key, Adjustable</b>	Gray	11860091
	<b>J-Channel Corner Key</b>	Gray	11860173

**ILLUSTRATION AND DESCRIPTION**  
*ILLUSTRATION NOT TO SCALE*



**J-Channel  
 Head Jamb and Jamb**  
 V1458  
*NOTE: Mitered corners*

Call Number	Operation	Length	Color / Part No.					
			SW	PB	BZ	EG	CS	EB
10		12 3/4" (324)	17007712	17007812	17004912	17003712	17005412	17006512
16		18 3/4" (476)	17007718	17007818	17004918	17003718	17005418	17006518
20		24 3/4" (629)	17007724	17007824	17004924	17003724	17005424	17006524
26		30 3/4" (781)	17007730	17007830	17004930	17003730	17005430	17006530
28		32 3/4" (832)	17007733	17007833	17004933	17003733	17005433	17006533
30		36 3/4" (933)	17007736	17007836	17004936	17003736	17005436	17006536
36		42 3/4" (1086)	17007742	17007842	17004942	17003742	17005442	17006542
40		48 3/4" (1238)	17007748	17007848	17004948	17003748	17005448	17006548
46		54 3/4" (1391)	17007754	17007854	17004954	17003754	17005454	17006554
50		60 3/4" (1543)	17007760	17007860	17004960	17003760	17015460	17006560
54		64 3/4" (1645)	17007763	17007863	17004963	17003763	17015463	17006563
56		66 3/4" (1695)	17007766	17007866	17004966	17003766	17015466	17006566
60		72 3/4" (2153)	17007772	17007872	17004972	17003772	17005472	17016572
66		78 3/4" (2305)	17007778	17007878	17004978	17003778	17005478	17006578
70		84 3/4" (2457)	17007784	17007884	17004984	17003784	17015484	17016584
76		90 3/4" (2305)	17007790	17007890	17004990	17003790	17015490	17006590
80		96 3/4" (2457)	17007796	17007896	17004996	17003796	17005496	17016596
86		102 3/4" (2610)	17007702	17007802	17004902	17003702	17005402	17006502
90		108 3/4" (2762)	17007708	17007808	17004908	17003708	17005408	17006508
96		114 3/4" (2915)	17007714	17007814	17004914	17003714	17005414	17006514
5-0		60 3/4" (1543)	17007760	17007860	17004960	17003760	17015460	17006560
5-10		71 1/4" (1810)	17007770	17007870	17004970	17003770	17005470	17016570
6-0		72 3/4" (1848)	17007772	17007872	17004972	17003772	17005472	17006572
9-0		108 3/4" (2762)	17007708	17007808	17004908	17003708	17005408	17006508
6-8	LH	80 1/8" (2035)	17002081	17003081	17004081	17005081	17006081	17007081
6-10	LH	82 1/8" (2086)	17002083	17003083	17004083	17005083	17006083	17007083
68/10	LH	92 1/8" (2340)	17002093	17003093	17004093	17005093	17006093	17007093
610/10	LH	84 1/8" (2091)	17002095	17003095	17004095	17005095	17006095	17007095
8-0	LH	96 1/8" (2442)	17006097	17003097	17004097	17005097	17006097	17007097
68/16	LH	98 1/8" (2492)	17002099	17003099	17004099	17005099	17006099	17007099
610/16	LH	101 1/8" (2543)	17002101	17003101	17004101	17005101	17006101	17007101
6-8	RH	80 1/8" (2035)	17002080	17003080	17004080	17005080	17006080	17007080
6-10	RH	82 1/8" (2086)	17002082	17003082	17004082	17005082	17006082	17007082
68/10	RH	92 1/8" (2340)	17002092	17003092	17004092	17005092	17006092	17007092
610/10	RH	84 1/8" (2091)	17002094	17003094	17004094	17005094	17006094	17007094
8-0	RH	96 1/8" (2442)	17002096	17003096	17004096	17005096	17006096	17007096
68/16	RH	98 1/8" (2492)	17002098	17003098	17004098	17005098	17006098	17007098
610/16	RH	101 1/8" (2543)	17002100	17003100	17004100	17005100	17006100	17007100
Lineal		144" (3658)	17007799	17007899	17004999	17003799	17005499	17006599

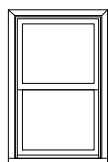


**WHEN ORDERING EXTERIOR CASING CUT TO LENGTH KITS SPECIFY:**

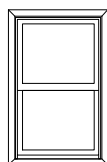
1. Product type;
2. Call number, rough opening, or frame size;
3. Exterior Color: Stone White, Pebble Gray, Bronze, Evergreen, Cashmere, or Ebony;
4. Casing configuration.

*NOTE: See Integrity Architectural Detail Manual Accessories or Customer Support for individual component ordering information.*

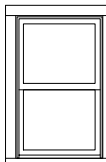
Parts in Kit	Type of Kit								
	BMC	BMC with Sill Nosing	Flat Casing	Flat Casing with Sill Nosing	Flat Casing Ranch Style	Flat Casing Ranch Style with Sill Nosing	BMC Door	Flat Casing Door	Flat Casing Ranch Style Door
Quantity in Kit									
Corner Key	4	4	4	4	4	4	2	2	2
Reticulated Foam	2	2	2	2	2	2			
Sill Nosing Left Hand End Cap		1		1		1			
Sill Nosing Right Hand End Cap		1		1		1			
Flat Casing Left Hand End Cap			2	1	2	1		2	2
Flat Casing Right Hand End Cap			2	1	2	1		2	2
BMC Foam Plug							2		
Instruction	1	1	1	1	1	1	1	1	1
Screw Package (12)							1	1	1
Screw Package (20)	1	1	1	1	1	1			
Connecting Barb	Quantity needed per unit size								
	Width - Inches (mm)								
Height - inches (mm)	0 - 35 (0 - 889)	+35 - 59 (+889 - 1499)	+59 - 83 (+1499 - 2108)	+83 - 107 (+2108 - 2718)	+107 - 131 (+2718 - 3327)	+131 - 155 (+3327 - 3937)			
0 - 35 (0 - 889)	8	10	12	14	16	18			
+35 - 59 (+889 - 1499)	10	12	14	16	18	20			
+59 - 83 (+1499 - 2108)	12	14	16	18	20	22			
+83 - 107 (+2108 - 2718)	14	16	18	20	22	24			
+107 - 131 (+2718 - 3327)	16	18	20	22	24	26			
+131 - 155 (+3327 - 3937)	18	20	22	24	26	28			



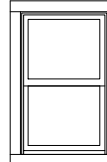
**BMC Flush with Sill Nosing**



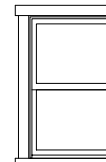
**BMC Mitered Casing Four Sides**



**Flat Casing Flush with Sill Nosing**




**Flat Casing Flush Casing Four Sides**




**Flat Casing Ranch Style with Sill Nosing**




**Flat Casing Ranch Style Casing Four Sides**



**BMC Door**

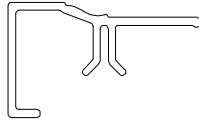


**Flat Casing Door**




**Flat Casing Ranch Style Door**

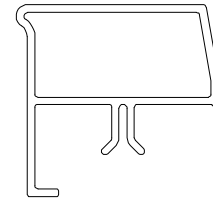
ILLUSTRATIONS (not to scale)



**2" Brick Mould Casing**  
F9105

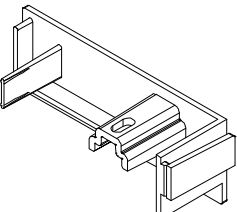
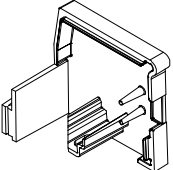
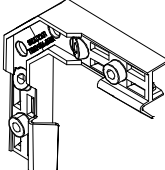
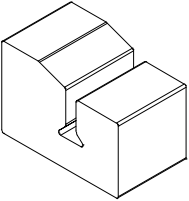
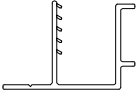
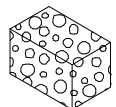





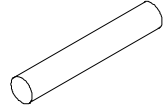
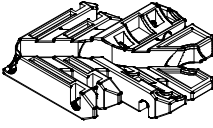
**3 1/2" Flat Casing**  
F9108

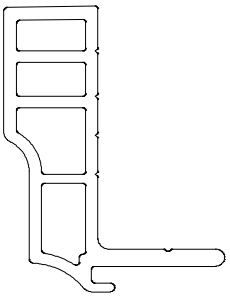


**2" Sill Nosing**  
F9107

2" BRICK MOULD CASING			3 1/2" FLAT CASING			2" SILL NOSING		
Length	Color	Part Number	Length	Color	Part Number	Length	Color	Part Number
53" (1346)	SW	7021053	53" (1346)	SW	7024153	53" (1346)	SW	7023053
	PB	7001053		PB	7004053		PB	7003053
	BZ	7051053		BZ	7054053		BZ	7053053
	EG	7061053		EG	7064053		EG	7063053
	CS	7081053		CS	7084053		CS	7083053
	EB	7091053		EB	7094053		EB	7093053
77" (1956)	SW	7021077	77" (1956)	SW	7024177	77" (1956)	SW	7023077
	PB	7001077		PB	7004077		PB	7003077
	BZ	7051077		BZ	7054077		BZ	7053077
	EG	7061077		EG	7064077		EG	7063077
	CS	7081077		CS	7084077		CS	7083077
	EB	7091077		EB	7094077		EB	7093077
106" (2692)	SW	7021106	106" (2692)	SW	7024106	106" (2692)	SW	7023106
	PB	7001106		PB	7004106		PB	7003106
	BZ	7051106		BZ	7054106		BZ	7053106
	EG	7061106		EG	7064106		EG	7063106
	CS	7081106		CS	7084106		CS	7083106
	EB	7091106		EB	7094106		EB	7093106
144" (3658)	SW	7021144	144" (3658)	SW	7024144	144" (3658)	SW	7023144
	PB	7001144		PB	7004144		PB	7003144
	BZ	7051144		BZ	7054144		BZ	7053144
	EG	7061144		EG	7064144		EG	7063144
	CS	7081144		CS	7084144		CS	7083144
	EB	7091144		EB	7094144		EB	7093144
200" (5080)	SW	7021200	200" (5080)	SW	7014200			
	PB	7001200		PB	7004200			
	BZ	7051200		BZ	7054200			
	EG	7061200		EG	7064200			
	CS	7081200		CS	7084200			
	EB	7091200		EB	7094200			


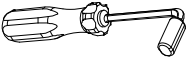
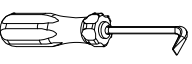
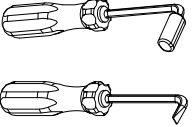
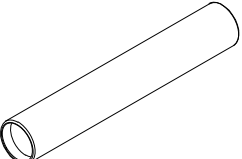
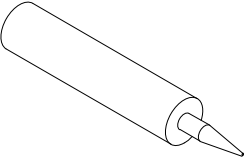
ILLUSTRATION (not to scale)	DESCRIPTION	COLOR	LEFT PART NO.	RIGHT PART NO.
	<b>Flat Casing End Cap</b> F9108	SW PB BZ EG CS EB	10501681 10501683 10501685 10501687 10501689 10501691	10501682 10501684 10501686 10501688 10501690 10501692
	<b>Sill Nosing End Cap</b>	SW PB BZ EG CS EB	10501601 10501603 10501605 10501607 10501609 10501611	10501602 10501604 10501606 10501608 10501610 10501612
ILLUSTRATION (not to scale)	DESCRIPTION	COLOR	LENGTH	PART NUMBER
	<b>Corner Key</b>	Natural		10501600
	<b>Plug, BMC</b>	Natural		10500163
	<b>Connection Barb</b> V2691 <i>Usage: Units manufactured after 02/27/2017</i>		6" (152)	10506729
	<b>Reticulated Foam</b> 5/8" x 5/8" (16 x 16)	Charcoal	1 1/2" (38)	10500366
	<b>Assembly Screw</b> <i>Includes: #7x 3/4" Phillips PH full thread screws (PN -11806164)</i>	SS		11806165 (pkg. of 12)  11806166 (pkg. of 20)

<b>Flush Fin Field Applied Kits</b>						
						
#8"x1" Phillips Flat Head	#8"x5/8" Pierce Point, Ph TH	V1244 Frame Kerf Weather Strip	Corner Key			
Description	Color / Part No.					
<i>includes:</i> 8 – #8"x1" Phillips FH Screw 1 pkg 25 – #8"x5/8" PH TH Screw 1 – Frame Kerf Weather Strip –50' 4– Corner Keys 1– Flush Fin Installation Instruction 1– Flush Fin Field Applied Instruction	SW	PB	BZ	CS	EG	EB
	11880122	11880222	11880322	11880422	11880522	11880622


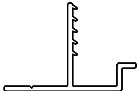
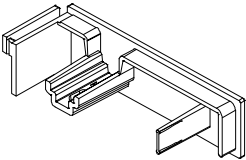
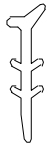
Individual Parts	Length	Metric	Quantity	Color	Part Number
 Flush Fin – V2056	53"	(1346)	1	SW	17001153
	77"	(1956)			17001177
	106"	(2692)			17001106
	53"	(1346)	1	PB	17002153
	77"	(1956)			17002177
	106"	(2692)			17002106
	53"	(1346)	1	BZ	17003153
77"	(1956)	17003177			
106"	(2692)	17003106			
53"	(1346)	1	EG	17015153	
77"	(1956)			17005177	
106"	(2692)			17005106	
53"	(1346)	1	CS	17004153	
77"	(1956)			17004177	
106"	(2692)			17004106	
53"	(1346)	1	EB	17006153	
77"	(1956)			17006177	
106"	(2692)			17006106	
	144"	(3658)	1	SW PB BZ EG CS EB	17000111 17000112 17000113 17000114 17000115 17000116
#8x1" Phillips Flat Head Screw			1	SW PB BZ EG CS EB	11801805 11802805 11803805 11807805 11805805 11808805
#8x5/8" Phillips Flat Head Screw			1 25	SS	11806158 11807158
Frame Kerf Weather Strip –V1244	50'	(1270)	1	BG	15910050
Corner Key			1	BK	11800589

When ordering replacement installation accessories specify:

1. Description;
2. Color;
3. Part number.

ILLUSTRATION <i>NOT TO SCALE</i>	DESCRIPTION	COLOR	PART NO.
	<b>Touch Up Paint</b> .6 oz. bottle	SW PB BZ EG CS EB	01530322 01530323 01530326 01530324 01530336 01530330
	<b>Double Hung Balance Tube Channel Spreader</b>		020601
	<b>Double Hung Balance Tube Removal Tool</b>		020602
	<b>Double Hung Balance Tube Tool Package</b>		020600
	<b>Epoxy Putty</b>		11410007
	<b>Dow Corning® 791 Silicone</b> Use for reglazing IFDGP and IFRT	BG	11407142

**OBSOLETE PARTS**

ILLUSTRATION <i>NOT TO SCALE</i>	DESCRIPTION	LENGTH/ COLOR	PART NO.	
	<p><b>3 1/2" Flat Casing</b> F9106</p>	<p><b>53" (1346)</b> SW PB BZ EG CS EB <b>77" (1956)</b> SW PB BZ EG CS EB <b>106" (2692)</b> SW PB BZ EG CS EB <b>144" (3658)</b> SW PB BZ EG CS EB</p>	<p>No longer available</p>	
	<p><b>Connection Barb</b> V2177 <i>NOTE: Units manufactured prior to 02/27/17</i></p>	<p>6" (152)</p>	<p>16210006</p>	
ILLUSTRATION <i>NOT TO SCALE</i>	DESCRIPTION	LENGTH/ COLOR	LH PART NUMBER	RH PART NUMBER
	<p><b>Flat Casing End Cap</b></p>	<p>SW PB BZ EG CS EB</p>	<p>10501661 10501663 10501665 10501667 10501669 10501671</p>	<p>10501662 10501664 10501666 10501668 10501670 10501672</p>
ILLUSTRATION <i>NOT TO SCALE</i>	DESCRIPTION	LENGTH/ COLOR	PART NO.	
	<p><b>Glazing Boot, Sash/Panel</b> <i>NOTE: For service only.</i></p>	<p>144" (3658)</p>	<p>17009999</p>	