

ACCESSORIES

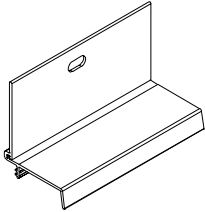
Table of Contents

Installation Accessories	2
Grille Tacks and Installation Tool	9
Jamb Extension	10
Mull Kits – Standard and Structural	
Casement and Awning	15
Double Hung and Glider	17
Doors	19
Mull Kits – Certified Mull Installation Kits	
Casement and Awning	20
IRTM over Casement / Awning	21
Double Hung / Gliders	22
Doors	23
Mull Kits – 1/2” MRF	
1/2” Vertical MRF – ITDH, ITGL, IDG–DH	24
1/2” Horizontal MRF ITDH/P/TR, IRTM–DH above Mull	25
1/2” Horizontal MRF IDG–DH above Mull	26
Mull Kits–Impact	
Casement	27
Double Hung	28
Doors	30
Mull Parts – Including Impact	
Miscellaneous	31
Wood	36
Casing Options	
Casing Options	38
Obsolete	
Obsolete Parts	41
Service	
Service – Grille Modification	48

ATTENTION:

- Specification and technical data are subject to change without notice.
- Numbers listed in parentheses () are metric equivalents in millimeters rounded to the nearest whole number.

When ordering replacement installation accessories specify type of unit, description of part, call number and color.

ILLUSTRATION NOT TO SCALE	CN	LENGTH	PART NO.	
<p>Head Jamb Nailing Fin/ Drip Cap (Hinged Nailing Fin Drip Cap) V119 Note: Drip cap is clear.</p> 	<p>ICA/IAWN</p>	<p>17 16 1/16" (408) 21 20 1/16" (510) 25 24 1/16" (611) 29 28 1/16" (713) 33 32 1/16" (814) 37 36 1/16" (916) 41 40 1/16" (1018) 49 48 1/16" (1221) 57 56 1/16" (1424) 73 72 1/16" (1830) 17-2W 32 1/16" (814) 21-2W 40 1/16" (1018) 25-2W 48 1/16" (1221) 29-2W 56 1/16" (1424) 33-2W 64 1/16" (1627) 37-2W 72 1/16" (1830) 17-3W 48 1/16" (1221) 21-3W 60 1/16" (1526) 25-3W 72 1/16" (1830) 29-3W 84 1/16" (2135) 33-3W 96 1/16" (2440) 17-4W 64 1/16" (1627) 21-4W 84 1/16" (2135) 29-4W 144" (3658)</p>	<p>16217100 16217102 16217104 16217106 16217108 16217110 16217112 16217114 16217116 16217122 16217108 16217112 16217114 16217116 16217120 16217122 16217114 16217118 16217122 16217124 16217126 16217120 16217124 16217199</p>	
		<p>ITDH</p>	<p>22 21 9/16" (548) 26 25 9/16" (649) 30 29 9/16" (751) 32 31 9/16" (802) 34 33 9/16" (853) 36 35 9/16" (903) 38 37 9/16" (954) 42 41 9/16" (1056) 48 47 9/16" (1208) 50 49 9/16" (1259) 54 53 9/16" (1361) 62 61 9/16" (1564) 22-2W 43 1/16" (1094) 26-2W 51 1/16" (1297) 30-2W 59 1/16" (1500) 32-2W 63 1/16" (1602) 34-2W 67 1/16" (1703) 36-2W 71 1/16" (1805) 38-2W 75 1/16" (1907) 42-2W 83 1/16" (2110)</p>	<p>16217160 16217161 16217162 16217168 16217163 16217133 16217165 16217166 16217135 16217169 16217171 16217174 16217167 16217170 16217172 15916954 16217175 16217176 16217178 16217179</p>

When ordering replacement installation accessories specify type of unit, description of part, call number and color.

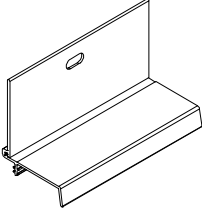
ILLUSTRATION <i>NOT TO SCALE</i>	CN	LENGTH	PART NO.
<p>Head Jamb Nailing Fin/ Drip Cap (Hinged Nailing Fin Drip Cap) V119 Note: Drip cap is clear.</p> 	<p>ITGL</p> <p>36 48 60 72 84 96 36-2W 48-2W</p>	<p>35 9/16" (903) 47 9/16" (1208) 59 9/16" (1513) 71 9/16" (1818) 83 9/16" (2122) 95 9/16" (2427) 71 1/16" (1805) 95 1/16" (2415)</p>	<p>16217133 16217135 16217137 16217139 16217140 16217141 16217176 16217180</p>
	<p>ISPD/ISFD</p> <p>5-0 6-0 7-6 8-0 9-0 Lineal</p>	<p>59 1/16" (1500) 71 1/16" (1805) 88 17/32" (2249) 95 1/16" (2415) 106 17/32" (2706) 192" (4877)</p>	<p>15916950 15916955 15916976 15916981 15916995 16217192</p>

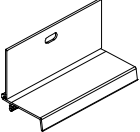
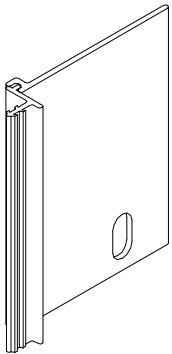
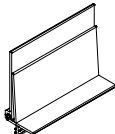
ILLUSTRATION NOT TO SCALE	CN	LENGTH	PART NO.	
Head Jamb Nailing Fin/ Drip Cap V119 	IIFD/IOFD 2-6 2-8 3-0 5-0 5-4 6-0	30 3/8" (772) 32 3/8" (822) 36 3/8" (924) 59 1/16" (1500) 63 1/16" (1602) 71 1/16" (1805)	15916926 15916928 15916931 15916950 15916954 15916955	
	Lineal	144" (3658) 192" (4879)	16217199 16217192	
Jamb Nailing Fin V104 	ICA/IAWN 16 19 23 27 31 35 39 43 47 55 59 63 71	15" (381) 18 7/16" (468) 22 7/16" (570) 26 7/16" (672) 30 7/16" (773) 34 7/16" (875) 38 7/16" (976) 42 9/16" (1081) 46 7/16" (1180) 54 7/16" (1384) 58 7/16" (1484) 62 7/16" (1586) 70 7/16" (1789)	16217339 16217300 16217302 16217304 16217306 16217308 16217310 16217322 16217312 16217314 16217316 16217318 16217320	
	ITDH 16 24 36 40 44 48 52 56 60 64 *68C 72 76	14 1/2" (368) 22 1/2" (572) 34 1/2" (876) 38 1/2" (978) 42 1/2" (1080) 46 1/2" (1181) 50 1/2" (1283) 54 1/2" (1384) 58 1/2" (1486) 62 1/2" (1588) 66 1/2" (1689) 70 1/2" (1791) 74 1/2" (1892)	16217816 16217924 16217836 16217840 16217844 16217848 16217852 16217856 16217860 16217864 16217868 16217872 16217876	
	ITGL 24 36 42 48 60	22 1/2" (572) 34 1/2" (876) 40 1/2" (1029) 46 1/2" (1181) 58 1/2" (1486)	16217924 16217836 16217942 16217848 16217860	
	ISPD/IIFD/IOFD 6-5 6-8 7-0 8-0	78 11/16" (1999) 81 3/16" (2062) 85 3/16" (2164) 94 11/16" (2405)	15916965 15916968 15916970 15916980	
	Lineal	144" (3658)	16217399	
		Radius Head Jamb Nailing Fin / Drip Cap V110	144" lineal (3658)	16000612

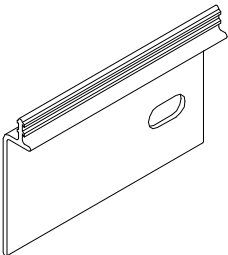
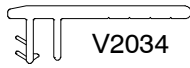
ILLUSTRATION NOT TO SCALE	CN	LENGTH	PART NO.			
	ICA/IAWN 17 21 25 29 33 37 41 49 57 73 17-2W 21-2W 25-2W 29-2W 33-2W 37-2W 17-3W 21-3W 25-3W 29-3W 33-3W 17-4W 21-4W 29-4W	16" (406) 20" (508) 24" (610) 28" (711) 32" (813) 36" (914) 40" (1016) 48" (1219) 56" (1422) 72" (1829) 32" (813) 40" (1016) 48" (1219) 56" (1422) 64" (1626) 72" (1829) 48" (1219) 60" (1524) 72" (1829) 84" (2134) 96" (2438) 64" (1626) 84" (2134) 144" (3658)	16217200 16217202 16217204 16217206 16217208 16217210 16217212 16217214 16217216 16217222 16217208 16217212 16217214 16217216 16217220 16217222 16217214 16217218 16217222 16217224 16217226 16217220 16217224 16217299			
				ITDH 22 26 30 32 34 36 38 42 50 54 62 22-2W 26-2W 30-2W 34-2W 36-2W 38-2W 42-2W	21 3/8" (543) 25 3/8" (645) 29 3/8" (746) 31 3/8" (797) 33 3/8" (848) 35 3/8" (899) 37 3/8" (949) 41 3/8" (1051) 49 3/8" (1254) 53 3/8" (1356) 61 3/8" (1559) 42 3/4" (1086) 50 3/8" (1289) 58 3/4" (1492) 66 3/4" (1695) 70 3/4" (1797) 74 3/4" (1899) 82 3/4" (2102)	16217201 16217203 16217205 16217207 16217209 16217211 16217213 16217215 16217243 16217244 16217246 16217219 16217221 16217223 16217225 16217230 16217227 16217229
				ITGL 36 48 60 72 84 96 36-2W 48-2W	35 1/2" (902) 47 1/2" (1207) 59 1/2" (1511) 71 1/2" (1816) 83 1/2" (2121) 95 1/2" (2426) 70 3/4" (1797) 94 3/4" (2407)	
				Lineal	144" (3658) 200"	16217299 16217298

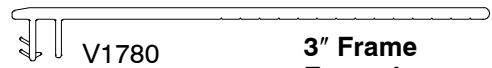
ILLUSTRATION AND DESCRIPTION
ILLUSTRATION NOT TO SCALE

ITIDH Frame Expander



V2034

**1" Frame
 Expander**



V1780

**3" Frame
 Expander**

NOTE: Available per piece (EA) or by box (BX). V2034 box contains 50 pieces. V1780 box contains 20 pieces.

Unit of Measure	Length	Color / Part No.					
		SW	PB	BZ	EG	CS	EB
V2034							
EA	144" (3658)	17001111	17002111	17003111	17004111	17005111	17007211
BX	144" (3658)	17007111	17008111	17009111	17001011	17091111	17002311
V1780							
EA	144" (3658)	17001144	17001244	17001344	17001444	17001544	17011744
BX	144" (3658)	17001644	17001744	17001844	17001944	17002044	17013144

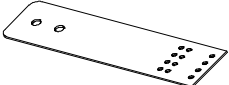
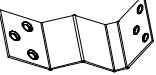
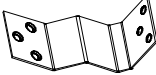
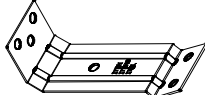
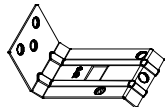
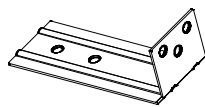

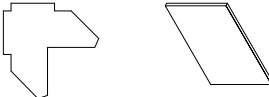
ILLUSTRATION NOT TO SCALE	DESCRIPTION	LENGTH/COLOR	PART NO.
	<p>Integrity Structural Bracket <i>Note: See installation instructions included for fastener size and length.</i> <i>Note: replaced the masonry bracket.</i></p>	<p>each 6" (152) each 10" (254)</p>	<p>11860014 11860009</p>
	<p>2W2H Structural Bracket Kit ICA <i>Note: Includes fasteners</i> 4 9/16" – 8 brackets 6 9/16" and 6 13/16" 8 brackets</p>	<p>6" (152) 10" (254)</p>	<p>11901010 11901018</p>
	<p>Installation Clip <i>Note: used on Casement picture windows (instructions included).</i></p>		<p>11862603</p>
	<p>Nail Fin Installation Kit – Impact <i>Note: used on Impact ICA, ICAP and IAWN IDGCA units. Instructions and #7 x 5/8" screws included.</i></p>	<p>1 – clip 15 – clips</p>	<p>11896805 11896804</p>
	<p>Nail Fin Installation Kit – Impact <i>Note: used on Impact ITDH, ITDHP units. Instructions and #7 x 5/8" screws included.</i></p>	<p>1 – clip 15 – clips</p>	<p>11896807 11896806</p>
	<p>Nail Fin Installation Kit – Impact <i>Note: used on Impact ISFD units. Instructions and #7 x 5/8" screws included.</i></p>	<p>1 – clip 20 – clips</p>	<p>11896937 11896938</p>
	<p>Nail Fin Installation Kit – Impact <i>Note: used on Impact ISFD, IOFD, IDGDH, IDGGL, and IDGDR units. Instructions and #7 x 5/8" screws included.</i></p>	<p>1 – clip 20 – clips</p>	<p>11896810 11896809</p>
	<p>Nailing Fin Corner Gasket <i>Note: Adhesive backed, package of 4.</i></p>	<p>WH</p>	<p>11869519</p>
	<p>Nailing Fin Corner Gasket and Connector Gasket Kit <i>Note: Package of 2 connectors and 4 corner gaskets</i></p>	<p>WH</p>	<p>11869509</p>

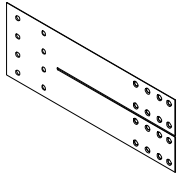
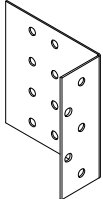
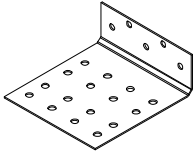
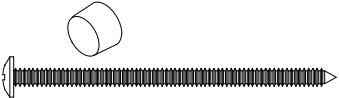
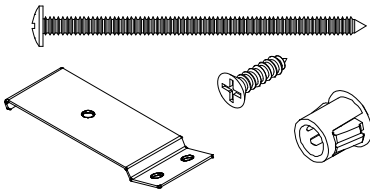
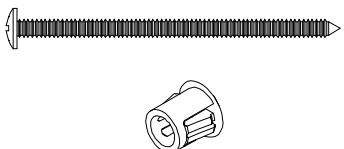
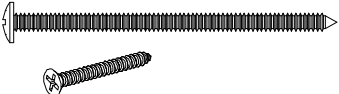
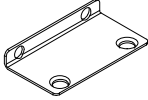

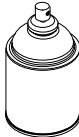
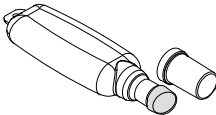
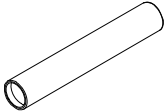
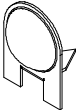
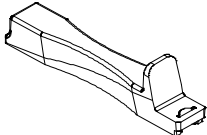
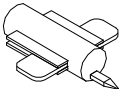
ILLUSTRATION NOT TO SCALE	DESCRIPTION	COLOR	PART NUMBER
	<p>Certified Structural Bracket <i>Note: See installation instructions included for fastener size and length</i></p>	<p>6" (152) 10" (254)</p>	<p>11860002 11860003</p>
	<p>Certified Mull Clip - Sill <i>Note: Used on vertical window certified mulls. See instructions for fastener size and quantity</i></p>		<p>11861151</p>
	<p>Certified Mull Clip - Jamb/Head Jamb <i>Note: Used on horizontal certified mulls. See instructions for fastener size and quantity</i></p>		<p>11860004</p>
	<p>Through Jamb Installation Kit <i>NOTE: Used for ICA, ICAP, IAWN, ICAT</i> Includes: 1 - #8x3" Phillips PH screws 1 - 3/8" Wood Plug Bare (02074849) White (39224849)</p>	<p>Bare White</p>	<p>11901031 11901032</p>
	<p>Through Jamb Installation Kit <i>NOTE: Used for ITDH, ITDHT, ITGL, ITGLTS, ITDHP</i> Includes: 1 - Installation Clip (11860008) 1 - Through Jamb Plug (11882969) 1 - #8x3" Phillips PH screws 2 - #7x5/8" Phillips FH screws</p>		<p>11901033</p>
	<p>Through Jamb Installation Kit <i>NOTE: Used for ITIDH, ITIDHP, ITIDHT</i> Includes: 6 - Through Jamb Plug (11882969) 6 - #8x3" Phillips PH screws</p>		<p>11896939</p>
	<p>Through Jamb Screw Kit <i>NOTE: Used for ITGL, ITGLTS</i> Includes: 2 - #8x3" Phillips PH Screw 2 - #8x1 1/4" Phillips FH Screw</p>		<p>11901035</p>

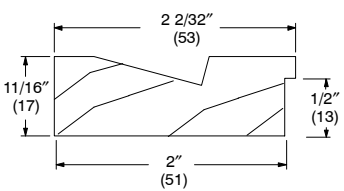
ILLUSTRATION NOT TO SCALE	DESCRIPTION	LENGTH/COLOR	PART NO.
	<p>Jamb Extension Bracket <i>Note: For attaching radius jamb extension to lineal on IRT and IRTM units. Includes screws and instructions.</i></p>	WH	11040353
	<p>Touch Up Paint – Brush .6 oz. bottle with applicator</p>	WH INT. SW PB BZ AR EG CS EB	05120115 01530322 01530323 01530326 01530329 01530324 01530336 01530330
	<p>Touch Up Paint – Aerosol Aerosol can</p>	(4.5 oz) WH INT. (12 oz) SW (11 oz) PB (4.5 oz) BZ (4.5 oz) BG (4.5 oz) EG (4.5 oz) CS (12 oz) EB	05120116 11402000 02082750 01530335 05120095 01530344 01530345 01520173
	<p>Nail Hole and Crack Repair 7 oz. tube with sponge applicator</p>		11410012
	<p>Epoxy Putty 4 oz. tube <i>Note: For major repairs to Ultrex.</i></p>		11410007

GRILLE TACK AND INSTALLATION TOOL

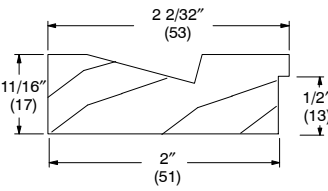
ILLUSTRATION NOT TO SCALE	DESCRIPTION	LENGTH/COLOR	PART NO.
	<p>Grille Tack, Sash/Panel Used for product 1/18/2010 to present</p>		11860426 (each)
	<p>Installation Tool for Grille Tack</p>		11862639
	<p>Spring Loaded Fastener Use for product prior to 1/18/2010</p>		11860096 (each)

When ordering jamb extensions specify:

1. Part number;
2. Description;
3. Length/Call number;
4. Bare wood or white interior.

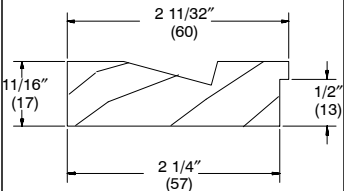
ILLUSTRATION <i>NOT TO SCALE</i>	DESCRIPTION	CALL NUMBER/ LENGTH	BARE WOOD PART NO.	WHITE INTERIOR PART NO.
	6 9/16" Jamb Extension – Lineal W7432	47 3/4" (1213) 71 3/4" (1822) 120" (3048) 144" (3658)	31499848 31499872 31501498 31501499	39209848 39209872 39201498 39201499
	6 9/16" Jamb Extension – IRT Casement W7432			
	IRT Radius	IQCIR 29-1W IRT 29-1W IRT 21-2W IRT 25-2W IRT 29-2W IRT 25-3W IRTCA 7318*	31501628 31501614 31501620 31508015 31501628 31508016 31501641	39201628 39201614 39201620 39208015 39201628 39208016 39201641
	Quarter Round – Horizontal	IQCIR 29-1W RH IQCIR 29-1W LH	31501600 31501601	39201600 39201601
	Quarter Round – Vertical	IQCIR 29-1W RH IQCIR 29-1W LH	31501602 31501603	39201602 39201603
	Sill	IRT 29-1W IRT 21-2W IRT 25-2W IRT 29-2W IRT 25-3W	31501604 31501605 31501606 31501607 31501608	39201604 39201605 39201606 39201607 39201608
	6 9/16" Jamb Extension – IRTM Casement W7432			
	Quarter Round (RT7 & 8)	25-1W	31508015	39208015
	True Half (RT1)	33-1W	31508012	39208012
	True Half (RT1)	33-2W	31508076	39208076
	True Half & True Half/Springline (RT1&2)	37-1W / 37W	31508013	39208013
	True Half / Springline (RT2)	49W	31508015	39208015
	True Half / Springline (RT2)	73W	31508016	39208016
	Eyebrow / Springline (RT6)	21W / 29W	31508015	39208015
	Eyebrow / Springline (RT6)	33W / 37W	31508080	39208080
	Eyebrow / Springline (RT6)	41W	31508084	39208084
	Eyebrow / Springline (RT6)	49W / 57W	31508017	39208017
	Eyebrow / Springline (RT6)	65 W / 73W	31508026	39208026

* Denotes elliptical Round Top.

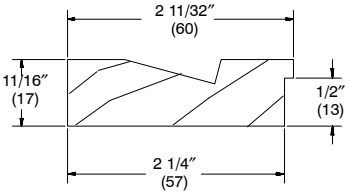
ILLUSTRATION NOT TO SCALE	DESCRIPTION	CALL NUMBER/ LENGTH	BARE WOOD PART NO.	WHITE INTERIOR PART NO.
	6 9/16" Jamb Extension – IRT Double Hung W7432 <div style="text-align: right; margin-right: 20px;">Radius</div> <div style="text-align: right; margin-right: 20px;">Sill</div>	IRT 30–1W IRT 34–1W IRT 38–1W IRT 34–2W IRT 36–2W IRT 30–1W IRT 34–1W IRT 38–1W IRT 34–2W IRT 36–2W	31501615 31501617 31501619 31508022 31508025 31501609 31501610 31501611 31501612 31501621	39201615 39201617 39201619 39208020 39208025 39201609 39201610 39201611 39201612 Lineal
	6 9/16" Radius Jamb Extension – IRTM Double Hung / Door W7432 True Half (RT1) 36–1W True Half (RT1) 42–1W True Half (RT1) 26–2W True Half (RT1) 30–2W True Half (RT1) 38–2W True Half (RT1) 42–2W True Half above Springline (RT2) 68W True Half above Springline (RT2) 72W Eyebrow above Springline (RT6) 26W/30W Eyebrow above Springline (RT6) 34W/36W Eyebrow above Springline (RT6) 38W/42W Eyebrow above Springline (RT6) 52W/60W Eyebrow above Springline (RT6) 68W/72W Eyebrow above Springline (RT6) 76W/84W Quarter Round (RT 7 & 8) 30W Quarter Round (RT 7 & 8) 34W Quarter Round (RT 7 & 8) 36W	31508013 31508020 31508079 31508080 31508021 31508081 31508022 31508025 31508079 31508076 31508084 31508017 31508026 31508026 31508080 31508022 31508025	39208013 39208020 39208079 39208080 39208021 39208081 39208022 39208025 39208079 39208076 39208084 39208017 39208026 39208026 39208080 39208022 39208025	
	6 9/16" Radius Jamb Extension W7432 Circle (RT 27) Ellipse (RT 28)	3636 3248	31508013 31508162	39208013 39208162
	6 9/16" Jamb Extension – IRT ISPD/ISFD/IIFD W7432 <div style="text-align: right; margin-right: 20px;">Radius</div> <div style="text-align: right; margin-right: 20px;">Sill</div>	IRTDR 7218* IRTDR 7236 IRTDR 7218/7236	31501648 31508025 31501621	39201648 39208025 Lineal

* Denotes elliptical Round Top.

** NOTE: Circle and Oval jamb extension requires a quantity of 2 for a complete set.

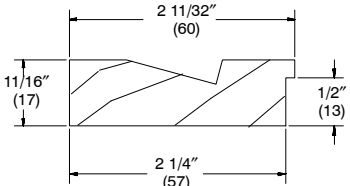
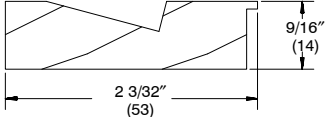
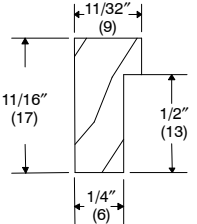
ILLUSTRATION NOT TO SCALE	DESCRIPTION	CALL NUMBER/ LENGTH	BARE WOOD PART NO.	WHITE INTERIOR PART NO.	
	<p>6 13/16" Jamb Extension – Lineal W7446</p>	<p>47 3/4" lineal (1213) 71 3/4" lineal (1822) 120" lineal (3048) 144" lineal (3658)</p>	<p>31504348 31504372 31504098 31504099</p>	<p>39204348 39204372 39204098 39204099</p>	
	<p>6 13/16" Jamb Extension – IRT Casement W7446</p>	<p>Radius IQCIR 29-1W IRT 29-1W IRT 21-2W IRT 25-2W IRT 29-2W IRT 25-3W IRTCA 7318*</p> <p>Quarter Round – Horizontal IQCIR 29-1W RH IQCIR 29-1W LH</p> <p>Quarter Round – Vertical IQCIR 29-1W RH IQCIR 29-1W LH</p> <p>Sill IRT 29-1W IRT 21-2W IRT 25-2W IRT 29-2W IRT 25-3W</p>	<p>31501590 31501587 31501588 31508110 31501590 31508111 31501642</p> <p>31504600 31504601</p> <p>31504602 31504603</p> <p>31504604 31504605 31504606 31504607 31504608</p>	<p>39201590 39201587 39201588 39208110 39201590 39208111 39201642</p> <p>39204600 39204601</p> <p>39204602 39204603</p> <p>39204604 39204605 39204606 39204607 39204608</p>	
	<p>6 13/16" Radius Jamb Extension – IRTM Casement W7446</p>	<p>QCIR (RT7 & 8) True Half (RT1) True Half (RT1) True Half & True Half / Springline (RT1 & 2) True Half / Springline (RT2) True Half & True Half / Springline (RT1 & 2) Eyebrow / Springline (RT6) Eyebrow / Springline (RT6) Eyebrow / Springline (RT6) Eyebrow / Springline (RT6) Eyebrow / Springline (RT6)</p>	<p>25-1W 33-1W 33-2W 37-1W / 37W 49W 37-2W / 73W 21W / 29W 33W/37W 41W 49W / 57W 65W/73W</p>	<p>31508110 31508107 31508106 31508108 31508110 31508111 31508110 31508148 31508152 31508112 31508146</p>	<p>39208110 39208107 39208106 39208108 39208110 39208111 39208110 39208148 39208152 39208112 39208146</p>

* Denotes elliptical Round Top.

ILLUSTRATION <i>NOT TO SCALE</i>	DESCRIPTION	CALL NUMBER/ LENGTH	BARE WOOD PART NO.	WHITE INTERIOR PART NO.
	<p>6 13/16" Jamb Extension – IRT Double Hung W7446</p> <p style="text-align: right;">Radius</p> <p style="text-align: right;">Sill</p>	<p>IRT 30-1W IRT 34-1W IRT 38-1W IRT 34-2W IRT 36-2W</p> <p>IRT 30-1W IRT 34-1W IRT 38-1W IRT 34-2W IRT 36-2W</p>	<p>31501593 31501594 31501595 31508117 31508145</p> <p>31504609 31504610 31504611 31504612 31504614</p>	<p>39201593 39201594 39201595 39208117 39208145</p> <p>39204609 39204610 39204611 39204612 39204614</p>
	<p>6 13/16" Radius Jamb Extension – IRTM Double Hung / Door W7446</p> <p>True Half (RT1) True Half (RT1) True Half (RT1) True Half (RT1) True Half (RT1) True Half (RT1) True Half (RT1) True Half above Springline (RT2) True Half above Springline (RT2) QCIR (RT 7 & 8) QCIR (RT 7 & 8) QCIR (RT 7 & 8) Eyebrow above Springline (RT6) Eyebrow above Springline (RT6) Eyebrow above Springline (RT6) Eyebrow above Springline (RT6) Eyebrow above Springline (RT6) Eyebrow above Springline (RT6)</p>	<p>36-1W 42-1W 26-2W 30-2W 38-2W 42-2W 68W 72W 30W 34W 36W 26W / 30W 34W / 36W 38W / 42W 52W / 60W 68W / 72W 76W / 84W</p>	<p>31508108 31508115 31508147 31508148 31508116 31508149 31508117 31508145 31508148 31508117 31508145 31508147 31508106 31508152 31508112 31508146 31508146</p>	<p>39208108 39208115 39208147 39208148 39208116 39208149 39208117 39208145 39208148 39208117 39208145 39208147 39208106 39208152 39208112 39208146 39208146</p>
	<p>6 13/16" Radius Jamb Extension W7446</p> <p>Circle (RT 27) Ellipse (RT 28)</p>	<p>3636 3248</p>	<p>31508108 31508163</p>	<p>39208108 39208163</p>

* Denotes elliptical Round Top.

** NOTE: Circle and Oval jamb extension requires a quantity of 2 for a complete set.

ILLUSTRATION <i>NOT TO SCALE</i>	DESCRIPTION	CALL NUMBER/ LENGTH	BARE WOOD PART NO.	WHITE INTERIOR PART NO.
	6 13/16" Jamb Extension – IRT ISPD/IFSD/IIFD W7446 Radius Sill	IRTDR 7218* IRTDR 7236 IRTDR 7218/7236	31501649 31501597 31504614	39201649 39201597 39204614
	IIFD to Direct Glaze Jamb 6 9/16" Jamb Extension W7119 <i>Note: For mulling a direct glaze polygon to an IIFD with 6 9/16" jamb extension.</i>	72" (1829) 84" (2134) 120" (3048)	31504772 31504784 31504799	39204772 39204784 39204799
	IIFD 1/4" Jamb Extension for 6 13/16" W2214 CN 6–0 width CN 6–8 height lineal	72 1/2" (1842) 81 7/16" (2069) 120" (3048)	31504160 31504168 31504198	39205060 39205068 39205098

* Denotes elliptical Round Top.

To specify the correct part number you will need to supply width and height of the unit, configuration, interior color and product type.

NOTE: Refer to the Mull Kit Component list section for details on what is included with each kit.

KIT	ID	DESCRIPTION	SIZE	BARE WOOD	WHITE INTERIOR
Casement/Awning Standard Mull Kit	A	19-48" (838-1219)	CN47	11898602	39258602
		49-72" (1245-1829)	CN71	11898604	39258604
		120" (3028)	120"	11898606	39258606
Casement/Awning Structural Mull Kit	B	19-48" (838-1219)	CN47	11898612	39258612
		49-72" (1245-1829)	CN71	11898614	39258614
		120" (3028)	120"	11898616	39258616
ICA 7316 DG Transom above ICA 25-3W	C	ICA 7316 DG Transom above an ICA 25-3W		11901011	39251011
Casement/Awning to Round Top Mull Kit	D	IRT over ICA/IAWN	96"	11901007	39251007
	E	IRTM RT1 over ICA	96"	11897000	39257000
	F	IRTM 7 & 8 over/beside ICA	96"	11897002	39257002
	G	IRTM RT 2 & 6 over ICA	96"	11897004	39257004
	H	IRTM RT 2&6 beside ICA	120"	11897010	39257010

COMPONENT ID LIST CASEMENT / AWNING MULL KITS

Component	A	B	C	D	E	F	G	H
Mullion Pin – A330	1	1	1		1	1	1	1
Foam Insulation	1				1	1	1	1
Mull Tape – 1 sided	1	1	1		1	1	1	1
Nail Fin Connector	2	2	2		2	2	2	2
Structural Bracket		4	4				4	
2 1/2 Mull Tin					2	2		2
3 1/2 Mull Tin			2	2				
V803 Connecting Barb				1				
W1242 Mull Trim				1				
W1243 Mull Trim	1	1	1		1	1	1	1
W6172 Mull Filler Block	2		2		4	4	4	4
W7004 Mull Tie	2	2	2	2		4	4	4
W7006 Horizontal Mull Filler Block				1				
W7008 Mull Reinforcement		1						

Mull Kits also include screws (where applicable), nailing fin/drip cap, corner gaskets and instructions.

* Profile dependent on jamb depth.

To specify the correct part number you will need to supply the height of the frame, exterior color and interior color.

Components included in Kit	Description	Exterior Color	Bare Wood Interior	White Interior
Foam Tape V1213 – Recessed Exterior Mull Cover W1243 – Mull Trim	IICA/IIAWN Mull Kit Up to 53 3/4" frame height	SW	11898702	39258702
		PB	11898703	39258703
		BZ	11898704	39258704
		EG	11898705	39258705
		CS	11898706	39258706
		EB	11898708	39258708
Mull Tie Bracket (11870000) #8–15 x 2 PH Full Thread Screw (11808210)	IICA/IIAWN Mull Kit 53 49/64" – 72" frame height	SW	11898812	39258812
		PB	11898813	39258813
		BZ	11898814	39258814
		EG	11898815	39258815
		CS	11898816	39258816
		EB	11898818	39258818

To specify the correct part number you will need to supply the width and height of the unit, the configuration, interior color and the product type.

NOTE: Refer to the Mull Kit Component list for details on what is included with each kit.

KIT	ID	DESCRIPTION	SIZE	BARE WOOD	WHITE INTERIOR
ITDH/ITGL Vertical Mull Kit	A	16" through 48 1/4"	CN 48	11852500	39252501
		48 1/4" to 60 1/4"	CN 60	11852502	39252503
		60 1/4" to 76 1/4"	CN 76	11852504	39252505
		96"	Lineal	11852506	39252507
		120"	Lineal	11852508	39252509
ITDH Horizontal Mull Kit	B	22" through 30"	CN30	11852510	39252511
		36" to 36 1/2"	CN36	11852512	39252513
		36 1/2" to 42 1/2"	CN42	11852514	39252515
		96"	Lineal	11852516	39252517
		120"	Lineal	11852518	39252519
ITDH to Round Top Mull Kit	C	96"	IRT over ITDH	11901008	39251008
	D		IRTM RT1 over ITDH	11897006	39257006
	E		IRTM RT2 & 6 over ITDH	11897008	39257008
	F		IRTM RT2 & 6 beside ITDH	11897012	39257012
ITDH to Polygon Vertical Mull Kit	G	ITDH Beside Polygon only 86" (2134)	Lineal	11852522	39252523

COMPONENT ID LIST DOUBLE HUNG / GLIDER MULL KITS

Component	A	B	C	D	E	F	G
Mullion Pin – A330	1	1		1	1	1	1
Mull Tape – 1 sided	1	1		1	1	1	1
Nail Fin Connector	2	2	2	2	2	2	2
Steel Mull Tie	1	2					2
V803 Connecting Barb			1				
Integrity Structural Bracket					4		
3 1/2" Mull Tin			2	2	2	2	
W1241 Mull Trim	1		1			1	1
W9159 Mull Trim		1		1	1		
W9295 Structural Mull Tie							1
W8952 Mull Tie/Filler	1	3**		2	2	1	

Mull Kits also include screws (where applicable), nailing fin/drip cap, corner gaskets and instructions.

** 3 included in lineal kit, appropriate amount supplied depending on mull width.

To specify the correct part number you will need to supply the height of the frame, exterior color and interior color.

Components included in Kit	Description	Exterior Color	Bare Wood Interior	White Interior
A330 – Mulling Pin Foam Tape	ITIDH Vertical Mull Kit, 48 CN 16" – 48" frame height	SW	11853002	11853004
		PB	11853006	11853008
		BZ	11853010	11853012
		EG	11853014	11853016
		CS	11853018	11853020
		EB	11853023	11853025
V2316 – Exterior Mull Cover W11965 – Vertical Mull Trim	ITIDH Vertical Mull Kit, 60 CN 48 1/64" – 60" frame height	SW	11853026	11853028
		PB	11853030	11853032
		BZ	11853034	11853036
		EG	11853038	11853040
		CS	11853042	11853044
		EB	11853047	11853049
Vertical Mull Foam Filler	ITIDH Vertical Mull Kit, Lineal 60 1/64" – 84" frame height	SW	11853050	11853052
		PB	11853054	11853056
		BZ	11853058	11853060
		EG	11853062	11853064
		CS	11853066	11853068
		EB	11853071	11853073

To specify the correct part number you will need to supply the width and height of the unit, the configuration, interior color and the product type.

NOTE: Refer to the Mull Kit Component list for details on what is included with each kit.

NOTE: Specific mull kits are required when mulling Inswing Doors with 6 9/16" jamb extension to an IDG or IRTM, see below.

KIT	ID	DESCRIPTION	BARE WOOD	WHITE INTERIOR
Vertical Mull Kit	A	IIFD to ISFD – 96"	11898642	39258642
	B	IOFD to IOFD – 96"	11893751	39203751
		IOFD to ISFD – 96"	11893753	39203753
	C	IIFD to IIFD – 96", SW Exterior	11893754	39203777
		IIFD to IIFD – 96", PB Exterior	11893755	39203778
		IIFD to IIFD – 96", BZ Exterior	11893756	39203779
		IIFD to IIFD – 96", EG Exterior	11893757	39203780
IIFD to IIFD – 96", CS Exterior		11893758	39203781	
IIFD to IIFD – 96", EB Exterior	11893759	39203782		
Vertical/Horizontal Mull Kit	D	IIFDDG/IOFDDG or Poly over or beside IIFD/IOFD – 84"	11901005	39251005
		4 9/16" 6 9/16"	11901012	39251012
Horizontal Mull Kit	E	ITDHTR 3616–2W over 60 Sgl ISPD, ISFD, IIFD – 96" IIFDDG/IOFDDG 3616 over 30 Sgl IIFD/IOFD – 96"	11901009	39251009
	F	ISPD,ISFD,IIFD,IOFDDG 7216 over 60 Sgl ISPD, ISFD, IIFD, IOFD –71"	11901013	39251013
	G	3W Transom over ISPD, ISFD, IIFD, IOFD (shipped with special jamb ext. W7119 – 120")	11901016	39251016
Round Top Mull Kit	H	IRTDR 7218/7236 over 60 Sgl ISPD, ISFD, IIFD, IOFD	11901014	39251014
	I J	IRTM RT2/RT6 over ISFD/IIFD/IOFD– 4 9/16" 96" IRTM RT2/RT6 over IIFD/IIFD with 6 9/16" jamb ext.	11897014 11897016	39257014 39257016

COMPONENT ID LIST DOORS

Component	A	B	C	D	E	F	G	H	I	J
Mullion Pin – A330	1	1	1	1	2*	1	1		1	1
Mull Tape – 1 sided	1	1	1	1	1	1	1		1	1
Nail Fin Connector	2	2	1	2	2	2	2	2	2	2
Connecting Barb								1		
3 1/2" Mull Tin	1	1	1	2	2	2	2	2	2	2
Structural Bracket				4	4	4	4	4	4	4
Sill Bracket	1	2	1							
W1241 Mull Trim	1	1	1	1	1			1		1
W1242 Mull Trim					1	1	1		1	
W7119 6 9/16" Jamb Extension				1		1	1			
V1407 Euro Groove Block		1								
V1213 Ext Mull Cover			1							
W9431 Mull Filler										1

* Included with kit is one lineal length (horizontal) and one 71 1/2" length (vertical).

To specify the correct part number you will need to supply the configuration and product type.

NOTE: If ordering for a field applied mull, you will also need to order the appropriate mull kit for the product being mulled. See table of contents for available mull kits.

NOTE: Refer to the Mull Kit Component list for details on what is included with each Certified Mull Installation Accessory Kit.

Kit	ID	Description	Size	Part Number
Casement/Awning Certified Mull Installation Accessory Kit	A	Vertical Clip Install		11891124
	B	Horizontal Clip Install		11891125
	C	Masonry Install	6"	11891126
	D	Masonry Install	10"	11891127

COMPONENT ID LIST CASEMENT/AWNING

Component	A	B	C	D
Mull Clip - Sill	2			
Mull Clip - Jamb/Head Jamb	2	4		
6" Structural Mull Bracket			4	
10" Structural Mull Bracket				4
1.25" Screws	32	32	32	32
2.5" Screws	5	5	5	5

To specify the correct part number you will need to supply the configuration and product type.

NOTE: If ordering for a field applied mull, you will also need to order the appropriate mull kit for the product being mulled. See table of contents for available mull kits.

NOTE: Refer to the Mull Kit Component list for details on what is included with each Certified Mull Installation Accessory Kit.

Kit	ID	Description	Size	Part Number
IRTM over Casement/Awning Certified Mull Installation Accessory Kit	A	Vertical Clip Install		11891137
	B	Horizontal Clip Install		11891138
	C	Masonry Install	6"	11891139
	D	Masonry Install	10"	11891140

COMPONENT ID LIST IRTM OVER CASEMENT/AWNING

Component	A	B	C	D
Mull Clip - Sill	2			
Mull Clip - Jamb/Head Jamb		2		
6" Structural Mull Bracket			2	
10" Structural Mull Bracket				2
ICA Installation Clip	6	6		
6" Structural Bracket			6	
10" Structural Bracket				6
5/8" Screws	18	18		
1.25" Screws	16	16	28	28

To specify the correct part number you will need to supply the configuration and product type.

NOTE: If ordering for a field applied mull, you will also need to order the appropriate mull kit for the product being mulled. See table of contents for available mull kits.

NOTE: Refer to the Mull Kit Component list for details on what is included with each Certified Mull Installation Accessory Kit.

Kit	ID	Description	Size	Part Number
ITDH/ITGL Certified Mull Installation Accessory Kit	A	Vertical Clip Install		11891120
	B	Horizontal Clip Install		11891121
	C	Masonry Install	6"	11891122
	D	Masonry Install	10"	11891123

COMPONENT ID LIST ITDH/ITGL

Component	A	B	C	D
Mull Clip - Sill	2			
Mull Clip - Jamb/Head Jamb	2	4		
6" Structural Mull Bracket			4	
10" Structural Mull Bracket				4
5/8" Screws	32	32	32	32

To specify the correct part number you will need to supply the configuration and product type.

NOTE: If ordering for a field applied mull, you will also need to order the appropriate mull kit for the product being mulled. See table of contents for available mull kits.

NOTE: Refer to the Mull Kit Component list for details on what is included with each Certified Mull Installation Accessory Kit.

Kit	ID	Description	Size	Part Number
IOFD, ISPD, ISFD Certified Mull Installation Accessory Kit	A	Vertical Clip Install		11891128
	B	Vert. Masonry Install	6"	11891129
	C	Vert. Masonry Install	10"	11891130
IIFD Certified Mull Installation Accessory Kit	D	Vertical Clip Install		11891131
	E	Vert. Masonry Install	6"	11891132
	F	Vert. Masonry Install	10"	11891133
IIFD, IOFD, ISPD, ISFD Certified Mull Installation Accessory Kit	G	Horizontal Clip Install		11891134
	H	Horz. Masonry Install	6"	11891135
	I	Horz. Masonry Install	10"	11891136

COMPONENT ID DOORS

Component	A	B	C	D	E	F	G	H	I
Mull Clip - Jamb/Head Jamb				2			4		
6" Structural Mull Bracket					2			4	
10" Structural Mull Bracket						2			4
IOFD Mull Clip	1								
6" Structural Bracket (IZ3)		1							
10" Structural Bracket (IZ3)			1						
5/8" Screws	15	12	12	16	16	16	16	16	16

To specify the correct part number you will need to supply the height of the frame, exterior color and interior color.

1/2" Vertical MRF Mull Kit - ITDH, ITGL, IDG-DH		
Kit Part Numbers		
Color	Bare Wood Interior	White Interior
Stone White (SW)	11891220	11891221
Pebble (PB)	11891222	11891223
Bronze (BZ)	11891224	11891225
Cashmere (CS)	11891226	11891227
Evergreen (EG)	11891228	11891229
Ebony (EB)	11891219	11891218

1/2" Vertical MRF Mull Kit - ITDH, ITGL, IDG-DH

Components for 1/2" Vertical MRF Mull Kits - Lineal parts for kits are 96" long

Description	Base Kit Qty	Extra Quantities Needed for Additional Mulling
End Plug, 1/2" Space Mull - PN 11860389	2 per kit	2 extra plugs ordered separately per additional mull
A3134 Mulling Pin, 1/2" Space Mull	2 per kit	
V2789 Mull Weather Strip, 1/2"	1 per kit	
PUR w/1 1/2" Tape	1 per kit	
V2787 Mull Cover (w/Glazing Tape)	1 per kit	
Center Plug - PN 11860388	1 per kit	1 extra plug ordered separately per additional mull (when required)
W12870 Mull Support	1 per kit	
W1242 Mull Trim	1 per kit	
Mull Bracket PN - 11040358	1 per kit	
#7-19 x 5/8" Bracket Screw PN - 11800743	36 per kit	36 extra screws needed per additional mull
#8 x 1 3/4" End Plug Screw PN - 11808176	2 per kit	2 extra screws needed per additional mull
V119 Continuous Drip Cap	1 per kit	For assemblies wider than 96", special parts are required
Nailing Fin Connector PN - 10500213	2 per kit	2 extra connectors are required per additional mull

To specify the correct part number you will need to supply the height of the frame, exterior color and interior color.

1/2" Horizontal MRF Mull Kits - ITDH/P/TR, IRTM-DH above Mull		
Kit Part Numbers		
Color	Bare Wood Interior	White Interior
Stone White (SW)	11891255	11891244
Pebble (PB)	11891245	11891246
Bronze (BZ)	11891247	11891248
Cashmere (CS)	11891249	11891250
Evergreen (EG)	11891251	11891252
Ebony (EB)	11891256	11891257

1/2" Horizontal MRF Mull Kits - ITDH/P/TR, IRTM-DH above Mull

Components for 1/2" Horizontal MRF Mull Kits - ITDH/P/TR, IRTM-DH above Mull - Lineal parts for kits are 96" long

Description	Base Kit Qty	Extra Quantities Needed for Additional Mulling
End Plug, 1/2" Space Mull PN 11860389	2 per kit	2 extra plugs ordered separately per additional mull
A3134 Mulling Pin, 1/2" Space Mull	2 per kit	
V2789 Mull Weather Strip, 1/2"	1 per kit	
PUR w/1 1/2" Tape	1 per kit	
V2787 Mull Cover (w/Glazing Tape)	1 per kit	
Center Plug PN 11860388	1 per kit	1 extra plug ordered separately per additional mull (when required)
W12870 Mull Support	1 per kit	
IRTM Mull Support	1 per kit	
W1243 Mull Trim	1 per kit	
Mull Bracket PN - 11040358	2 per kit	
#7-19 x 5/8" Bracket Screw PN - 11800743	40 per kit	40 extra screws needed per additional mull
#8 x 1 3/4" End Plug Screw PN - 11808176	2 per kit	2 extra screws needed per additional mull
V119 Continuous Drip Cap	1 per kit	For assemblies wider than 96", special parts are required
Nailing Fin Connector PN - 10500213	2 per kit	2 extra connectors are required per additional mull

To specify the correct part number you will need to supply the height of the frame, exterior color and interior color.

1/2" Horizontal MRF Mull Kits - IDG-DH above Mull		
Kit Part Numbers		
Color	Bare Wood Interior	White Interior
Stone White (SW)	11891232	11891233
Pebble (PB)	11891234	11891235
Bronze (BZ)	11891236	11891237
Cashmere (CS)	11891238	11891239
Evergreen (EG)	11891240	11891241
Ebony (EB)	11891258	11891259

1/2" Horizontal MRF Mull Kits - IDG-DH above Mull

Components for 1/2" Horizontal MRF Mull Kits - IDG-DH above Mull - Lineal parts for kits are 96" long

Description	Base Kit Qty	Extra Quantities Needed for Additional Mulling
End Plug, 1/2" Space Mull PN 11860389	2 per kit	2 extra plugs ordered separately per additional mull
A3134 Mulling Pin, 1/2" Space Mull	2 per kit	
V2789 Mull Weather Strip, 1/2"	1 per kit	
PUR w/1 1/2" Tape	1 per kit	
V2787 Mull Cover (w/Glazing Tape)	1 per kit	
Center Plug PN 11860388	1 per kit	1 extra plug ordered separately per additional mull (when required)
W12870 Mull Support	1 per kit	
W13061 6 9/16" IIFD Horizontal Mull Support	1 per kit	
W1242 Mull Trim	1 per kit	
#7-19 x 5/8" Bracket Screw PN - 11800743	40 per kit	40 extra screws needed per additional mull
#8 x 1 3/4" End Plug Screw PN - 11808176	2 per kit	2 extra screws needed per additional mull
V119 Continuous Drip Cap	1 per kit	For assemblies wider than 96", special parts are required
Nailing Fin Connector PN - 10500213	2 per kit	2 extra connectors are required per additional mull
#10 x 2 3/4" Screw PN 118000869	2 per kit	For assemblies wider than 2W on the bottom row (doors only), 2 screws are needed for each additional wide unit

To specify the correct part number you will need to supply width and height of the unit, configuration, interior color and product type.

NOTE: Refer to the Mull Kit Component list section for details on what is included with each kit.

KIT	ID	DESCRIPTION	SIZE	BARE WOOD	WHITE INTERIOR
Vertical Casement/Awning Mull Kit	A	19-48" (838-1219) 49-72" (1245-1829) 96" (2438)	Clip Install CN47 CN71 Lineal 96"	11897260 11897261 11897262	11897279 11897280 11897281
	B	19-48" (838-1219) 19-48" (838-1219) 49-72" (1245-1829) 49-72" (1245-1829) 96" (2438) 96" (2438)	Masonry Install CN47 Masonry 6" CN47 Masonry 10" CN71 Masonry 6" CN71 Masonry 10" Lineal 96" Masonry 6" Lineal 96" Masonry 10"	11897263 11897264 11897265 11897266 11897267 11897268	11897282 11897283 11897284 11897285 11897286 11897287
Horizontal Casement/Awning Mull Kit	C	19-48" (838-1219) 49-72" (1245-1829) 96" (2438)	Clip Install CN47 Clip CN71 Clip Lineal 96" Clip	11897269 11897270 11897271	11897288 11897289 11897290
	D	19-48" (838-1219) 19-48" (838-1219) 49-72" (1245-1829) 49-72" (1245-1829) 96" (2438) 96" (2438)	Masonry Install CN47 Masonry 6" CN47 Masonry 10" CN71 Masonry 6" CN71 Masonry 10" Lineal 96" Masonry 6" Lineal 96" Masonry 10"	11897272 11897273 11897274 11897275 11897277 11897278	11897291 11897292 11897293 11897294 11897295 11897296

COMPONENT ID LIST CASEMENT / AWNING

Component	A	B	C	D
Mullion Pin – A330	1	1	1	1
Foam Tape – 1/2x3/32	1	1	1	1
Mull Reinforcement Board–W10978	1	1	1	1
Sill Standing Block–W13003	1	2		
W1243 Mull Trim	1	1	1	1
Header Screws			5	5
Installation Screws	10	10	5	5
Mull Clip Screws	12	14	24	26
ICA Mull Clip	1		2	
Nail Fin Connector	1	1	1	1
Mull Structural Bracket		2		2
Installation Instructions	1	1	1	1

Some individual part lengths vary depending upon size of mullion, see Mull Kit Parts descriptions on the following pages for particular sizes and part numbers.

To specify the correct part number you will need to supply width and height of the unit, configuration, interior color and product type.

NOTE: Refer to the Mull Kit Component list section for details on what is included with each kit.

KIT	ID	DESCRIPTION	SIZE	BARE WOOD	WHITE INTERIOR	
Vertical ITDH Mull Kit	A	36"–48 1/4" (914–1226) 48"–60 1/4" (1219–1530) 60"–76 1/4" (1524–1937) 96" (2438) 120" (3048)	Clip Install	CN48"	11897317	11897362
				CN60"	11897318	11897363
				CN76"	11897319	11897364
				Lineal 96"	11897320	11897365
				Lineal 120"	11897321	11897366
				B	36"–48 1/4" (914–1226) 36"–48 1/4" (914–1226) 48"–60 1/4" (1219–1530) 48"–60 1/4" (1219–1530) 60"–76 1/4" (1524–1937) 60"–76 1/4" (1524–1937) 96" (2438) 96" (2438) 120" (3048) 120" (3048)	Masonry Bracket Install
	CN48–10"	11897323	11897368			
	CN60–6"	11897324	11897369			
	CN60–10"	11897325	11897370			
	CN76–6"	11897326	11897371			
	CN76–10"	11897327	11897372			
	Lineal –6"	11897328	11897373			
	Lineal –10"	11897329	11897374			
	Horizontal ITDH Mull Kit	C	22"–30 1/4" (559–768) 30"–36 1/4" (762–921) 36"–42 1/4" (914–1073) 96" (2438) 120" (3048)	Clip Install	CN30	11897332
CN36					11897333	11897379
CN42					11897334	11897380
Lineal					11897335	11897381
Lineal					11897336	11897382
D					22"–30 1/4" (559–768) 22"–30 1/4" (559–768) 30"–36 1/4" (762–921) 30"–36 1/4" (762–921) 36"–42 1/4" (914–1073) 36"–42 1/4" (914–1073) 96" (2438) 96" (2438) 120" (3048) 120" (3048)	Masonry Bracket Install
		CN30–10"	11897338	11897384		
		CN36–6"	11897339	11897385		
		CN36–10"	11897340	11897386		
		CN42–6"	11897341	11897387		
		CN42–10"	11897342	11897388		
		Lineal 96"–6"	11897343	11897389		
		Lineal 96"–10"	11897344	11897390		
120" (3048)		Lineal 120"–6"	1189345	11897391		
	Lineal 120"–10"				1189346	11897392

KIT	ID	DESCRIPTION	SIZE	BARE WOOD	WHITE INTERIOR	
Horizontal ITDH/IDG Mull Kit	E	22"–30 1/4" (559–768) 30"–36 1/4" (762–921) 36"–42 1/4" (914–1073) 120" (3048) 144" (3658)	Clip Install	CN30	11897347	11897393
				CN36	11897348	11897394
				CN42	11897349	11897395
				Lineal	11897350	11897396
				Lineal	11897351	11897397
	F	22"–30 1/4" (559–768) 22"–30 1/4" (559–768) 30"–36 1/4" (762–921) 30"–36 1/4" (762–921) 36"–42 1/4" (914–1073) 36"–42 1/4" (914–1073) 120" (3048) 120" (3048) 144" (3658) 144" (3658)	Masonry Bracket Install	CN30–6"	11897352	11897398
				CN30–10"	11897353	11897399
				CN36–6"	11897354	11897400
				CN36–10"	11897355	11897401
				CN42–6"	11897356	11897402
				CN42–10"	11897357	11897403
				Lineal–6"	11897358	11897404
				Lineal–10"	11897359	11897405
	11897360	11897406				
	11897361	11897407				

COMPONENT ID LIST ITDH

Component	A	B	C	D	E	F
Mullion Pin – A330	1	1	1	1	1	1
Foam Tape – 3/8"x1/16"	**	**				
Foam Tape – 5/8"x3/16"	**	**	**	**	**	**
Mull Reinforcement Board						
Aluminum Mull Stiffener	1	1				
Mull Sill Block	1	1				
W1243 Mull Trim						
W1241 Mull Trim	1	1			1	1
W9159 Mull Trim			1	1		
W8952 Mull Support			1	1		
Mull Tie	1	1				
Sill Block Screw	1	1				
Mull Clip Screws	**	**	**	**	**	**
ITDH Mull Clip	1		2			
IOFD Mull Clip					2	
Nail Fin Connector	1	1	1	1	1	1
Mull Structural Bracket		2		2		2
Installation Instructions	1	1	1	1	1	1

** Quantity dependent on size ordered.

Some individual part lengths vary depending upon size of mullion; see Mull Kit Parts descriptions on the following pages for particular sizes and part numbers.

To specify the correct part number you will need to supply the width and height of the unit, the configuration, interior color and the product type.

NOTE: Refer to the Mull Kit Component list for details on what is included with each kit.

KIT	ID	DESCRIPTION	BARE WOOD	WHITE INTERIOR
Vertical Mull Kit Clip	A	IOFD to IOFD – 120 inch	11897297	11897306
Horizontal Mull Kit Clip	B	Single Transom/DG Rect over IOFD	11897298	11897307
	C	Single Transom/DG Rect over 2W IOFD	11897299	11897308
Vertical Mull Kit Masonry	D	IOFD to IOFD 6 inch	11897300	11897309
	D	IOFD to IOFD 10 inch	11897301	11897310
Horizontal Mull Kit Masonry	E	Single Transom/DG Rect over IOFD 6 inch	11897302	11897311
	E	Single Transom/DG Rect over IOFD 10 inch	11897303	11897312
	F	Single Transom/DG Rect over 2W IOFD 6 inch	11897304	11897313
	F	Single Transom/DG Rect over 2W IOFD 10 inch	11897305	11897314
Horizontal Mull Kit Clip/Masonry	G	Single Transom/DG Rect over ISFD	11897315	11897316

COMPONENT ID LIST DOORS

Component	A	B	C	D	E	F	G
Mullion Pin – A330	1	1	1	1	1	1	1
3/8"x1/8" Mull Tape – 1 sided	1			1			
1/2"x3/32" Mull Tape – 1 sided		1	1		1	1	1
Nail Fin Connector	1	1	1	1	1	1	1
Foam L Gasket	1			1			
Nail Fin Connector	1			1			
Mull Structural Bracket 6" –10"				1	2	2	
Mulling Sill Bracket	2			1			
W1241 Mull Trim	1	1	1	1	1	1	1
IOFD Mull Clip	1	2	2			2	
Mull Clip Screws	**	**	**	**	**	**	**
#8 x 1 3/4" Type AB Full Thread			14			14	
Installation Instructions	1	1	1	1	1	1	1

** Quantity dependent on size ordered.

To specify the correct part number you will need to supply the width and height of the unit, the configuration, interior color and the product type.


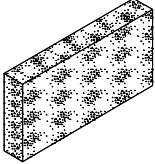
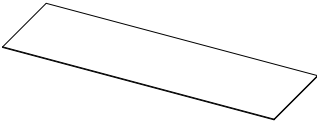
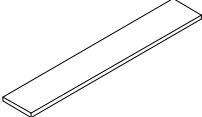
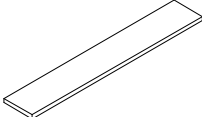
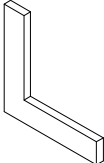
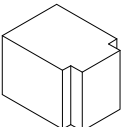
ILLUSTRATION <i>NOT TO SCALE</i>	DESCRIPTION	LENGTH / COLOR	PART NO.	
	Mullion Pin A330			
	ICA/IAWN	CN 47 CN 71	46 5/8" (1184) 70 5/8" (1794)	15344348 15344372
	ITDH/IGL	CN 48 CN 72	46 3/4" (1187) 70 3/4" (1797)	15344148 15344172
	ITIDH	CN 84	83 1/4" (2115)	15344184
	ISPD,ISFD,IIFD,IOFD	Vertical Horizontal	71 1/2" (1816) 81 1/2" (2070)	15344273 15344468
	Lineal	150" (3810)	11103250	
	Mullion Insulation Used in casement mull kits	96" (2438)	10501115	
	2 1/2" Galvanized Mull Tin 26 gauge <i>NOTE: For IRTM units only, 2 per unit.</i>	16" (406)	02070460	
	3 1/2" Galvanized Mull Tin 26 gauge <i>Includes: 2 - Mull tin 6 - #8x3/8" Phillips pan head screws</i>	16" (406)	02070302	
	Mull Tape – 1 Sided Adhesive 3/32"x1/2"	96" (2438) 100' (30 meters)	11869508 11406224	
	Mull Tape – 2 Sided Adhesive 1/16"x3/8"	96" (2438) 150' (45.7 meters)	11406227 11406226	
	Impact Foam L Gasket IOFD	1 3/4"x1 3/4"	10500388	
	Vertical Foam Mull Filler, ITIDH		10500025	

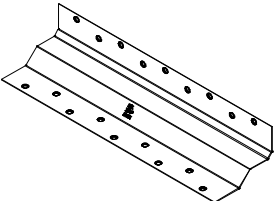
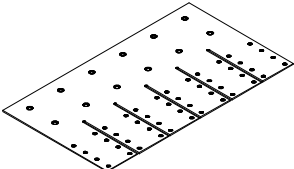
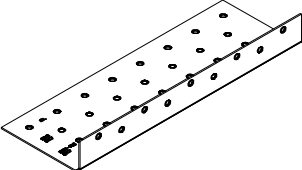
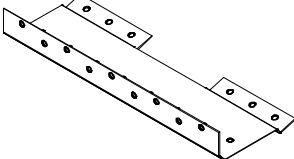


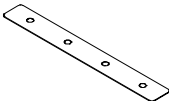
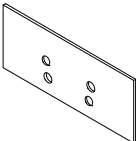
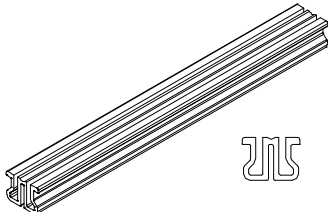
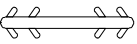
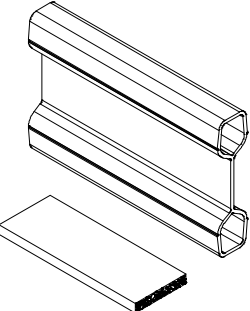
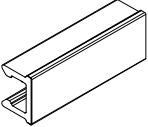
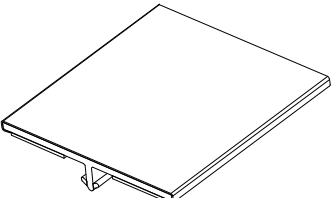

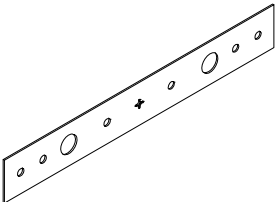
ILLUSTRATION NOT TO SCALE	DESCRIPTION	PART NO.
	<p>Impact ICA Mull Clip Kit <i>Includes:</i> 1-ICA Installation Mull Clip;11862511 10 screws-11800758 each, #7x5/8 " type AB-17, Full Thread</p> <p><i>NOTE: For structural mullion kits</i></p>	11897415
 <p><i>NOTE: Usage ICA, ICAP, IAWN, ITDH, ITDHP, ITDHTR, IDGP, IDG, IOFD</i></p>	<p>Impact Mull Structural Bracket Kit, 6" <i>Includes:</i> 1-6 " Mull Structural Bracket;11862513 12 screws-11800758 each, #7x5/8 " type AB-17, Full Thread</p> <p>Impact Mull Structural Bracket Kit, 10" <i>Includes:</i> 1-10 " Mull Structural Bracket;11862514 12 screws-11800758 each, #7x5/8 " type AB-17, Full Thread</p>	11897416 11897417
	<p>Impact IOFD Mull Clip Kit <i>Includes:</i> 1-IOFD Installation Mull Clip;11862512 15 screws-11800758 each; #7x5/8 " type AB-17, Full Thread</p>	11897418
	<p>Impact ITDH Mull Clip Kit <i>Includes:</i> 1-ITDH Installation Mull Clip; 11862524 14 screws-11800758 each, #7x5/8 " type AB-17, Full Thread</p>	11897427
	<p>Impact Fastener IOFD #8x1 3/4 " Type AB, Full Thread, each</p>	11881123

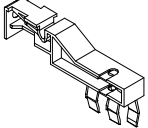
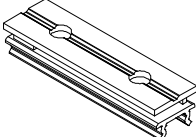
ILLUSTRATION NOT TO SCALE	DESCRIPTION	LENGTH / COLOR	PART NO.
	Nailing Fin Connector	WH	10500213
	Steel Mullion Bracket <i>NOTE: For ITDH units, two needed for horizontal mull.</i>		11040358
	Sill Mull Bracket <i>NOTE: Both mull options use the same part number</i>	IIFD to IIFD IOFD to IOFD	11862522
	Eurogroove Block V1407 <i>NOTE: For IIFD and IOFD Vertical Mull Kit</i>	BG	11860111
	Connecting Barb Fastener V803	12" (305)	15812999
	Impact 2W Mull Jamb Stiffener Kit ITDH, ITDHP, ITDHT <i>Includes:</i> 1-Impact Aluminum Mull Stiffener Foam tape, 3/8 "x1/16 " according to size ordered: CN48 - 26 ft, CN60-28 ft, CN76-32 ft, lineal 96 " -40 ft, lineal 120 " -48 ft.	CN48 to CN16 43 3/4" (1111) CN 60 to 48 55 3/4" (1416) CN 76 to 60 71 3/4" (1822) Lineal 96" (2438) Lineal 120" (3048)	11897421 11897422 11897423 11897424 11897425
	IIFD Exterior Mull Cover V1213	SW 120" (3048) PB 120" (3048) BZ 120" (3048) CS 120" (3048) EG 120" (3048) EB 120" (3048)	153099 153399 153699 153489 153789 1539199
	Mull Cover V2787 <i>Includes: 3/8 " glazing tape</i>	SW 96" (2438) PB 96" (2438) BZ 96" (2438) CS 96" (2438) EG 96" (2438) EB 96" (2438)	17011801 17011802 17011803 17011804 17011805 17011807

When ordering replacement mull kit components specify:

1. Description;
2. Profile number;
3. Part number;

ILLUSTRATION AND DESCRIPTION <i>ILLUSTRATION NOT TO SCALE</i>								
 <div style="display: inline-block; vertical-align: middle;"> <p>Mull Cover, ITIDH V2316</p> </div>								
Call Number	Operation	Length	Color / Part No.					
			SW	PB	BZ	EG	CS	EB
48		47 27/32" (1215)	17001248	17001348	17001848	17001948	17002148	17003048
60		59 27/32" (1520)	17001260	17001360	17001860	17001960	17002160	17003060
84		83 27/32" (2130)	17001184	17001384	17001884	17001984	17002184	17003084
ILLUSTRATION <i>NOT TO SCALE</i>			DESCRIPTION				PART NO.	
			Mull Tie Bracket				11870000	

To specify the correct part number you will need to supply the width and height of the unit, the configuration, interior color and the product type.

ILLUSTRATION <i>NOT TO SCALE</i>	DESCRIPTION	LENGTH / COLOR	PART NO.
	End Plug, 1/2" IDGP, IDG, IIFD, IOFD, IRTM, ITDH, ITDHP, ITDHTR ITGL	BK	11860389
	Center Plug	Natural	11860388

To specify the correct part number you will need to supply the width and height of the unit, the configuration, interior color and the product type.

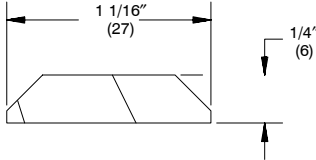
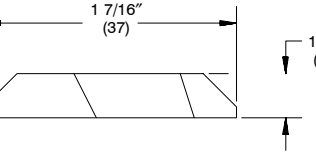
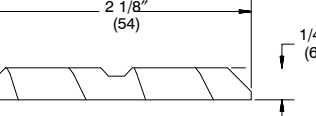
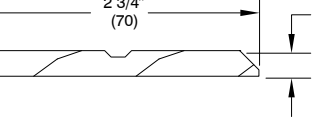
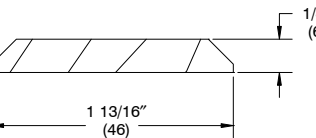
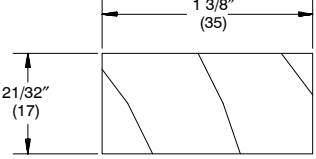
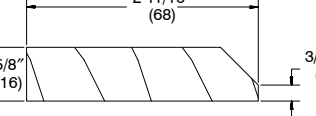
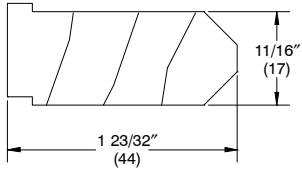
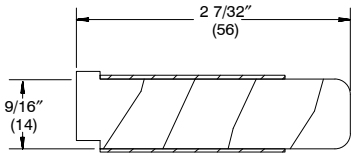
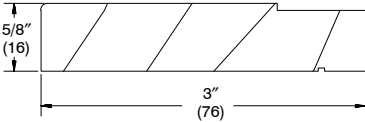
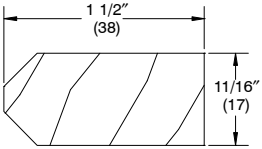
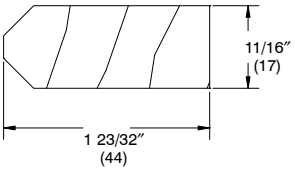
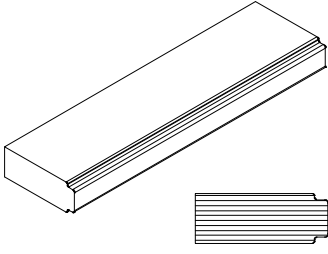
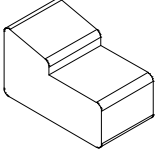
ILLUSTRATION NOT TO SCALE	DESCRIPTION	LENGTH/ COLOR	BARE WOOD PART NO.	PREFINISH WOOD PART NO.
	<p>Interior Mullion Trim W1241 NOTE: For horizontal mulls: IPD, ISD, ISD to IRTM (6 9/16"), ITDH to IRT Vertical mulls: ISD, ITDH</p>	<p>IRT 30-1W IRT 34-1W IRT 38-1W IRT 34-2W IRT 36-2W</p> <p>Lineal 96" (2438) 120" (3048)</p>	<p>31501780 31501781 31501782 31501783 31501784</p> <p>31501396 32249099</p>	<p>39201780 39201781 39201782 39201783 39201784</p> <p>39201396 39249099</p>
	<p>Interior Mullion Trim W1242 NOTE: For horizontal mulls: IDH, ICA to IRT, IPD to IRTM, ISD, ISD to IRTM (4 9/16") Vertical mulls: ISD</p>	<p>IQCIR 29-1W IRT 29-1W IRT 21-2W IRT 25-2W IRT 29-2W IRT 25-3W</p> <p>Lineal 96" (2438) 120" (3048)</p>	<p>31501771 31501771 31501772 31501773 31501774 31501775</p> <p>31501296 32249199</p>	<p>39201771 39201771 39201772 39201773 39201774 39201775</p> <p>39201296 39249199</p>
	<p>Interior Mullion Trim W1243 NOTE: For casement mulls</p>	<p>96" (2438) 120" (3048)</p>	<p>33730398 33730399</p>	<p>39230398 39230399</p>
	<p>Vertical Mullion Trim W11965 NOTE: For ITDH mulls.</p>	<p>47 5/8" (1210) 59 5/8" (1514) 83 5/8" (2124)</p>	<p>31509048 31509060 31509084</p>	<p>39209048 39209060 39209084</p>
	<p>Horizontal Mull Trim W9159 NOTE: For ITDH mulls</p>	<p>Lineal 96" (2438) 120" (3048)</p>	<p>33730496 33730498</p>	<p>39230496 39230498</p>
	<p>ICA Mullion Filler Block W6172</p>	<p>16" (406)</p>	<p>33732900</p>	<p>Not Applicable</p>
	<p>ICA Wood Mullion Tie W7004</p>	<p>12" (304)</p>	<p>33732920</p>	<p>Not Applicable</p>


ILLUSTRATION NOT TO SCALE	DESCRIPTION	LENGTH/ COLOR	BARE WOOD PART NO.	PREFINISH WOOD PART NO.
	<p>Structural Mull Tie W9295 NOTE: Use for ITDH, ITGL manufactured <u>after</u> January 2006.</p>	84" (2134)	31510984	39210984
	<p>Structural Mull Tie W2169 NOTE: Use for IDH, IGL manufactured <u>before</u> January 2006.</p> <p>NOTE: Must be ordered in addition to vertical mull kit when mulling an IPOLY to an ICA. Adhesive tape attached.</p>	Pine 84" (2134)	31500084	39200084
	<p>IRTM to ISD Horizontal Mull Filler 6 9/16" W8430</p>	71" (1803)	31808072	39208072
	<p>Mull Tie / Filler W8952 NOTE: Tie used on vertical kits. Used as a filler on horizontal kits.</p>	Mull Tie 12" (305) CN30 CN36 CN92	33732917 31509330 31509336 31509342	
	<p>Mull Support W9425</p>	96" (2438)	31509496	
	<p>Mull Reinforcement Board W10978 LVL material ICA, ICAP, IRT, IDGP, IDG, IAWN</p> <p>NOTE: Used for standard, structural and impact mulling</p>	CN32 CN48 CN72 Lineal	32" (813) 48" (1219) 72" (1829) 97" (2464)	33733201 33733202 33733203 33733204
	<p>Impact 2W Sill Wood Block Kit ITDH, ITDHP, ITDHT</p> <p>Includes: 1- Impact Mull Sill Block 1 Screw, #7x5/8" Type AB-17, Full Thread</p>	96" (2438)	11897426	

WHEN ORDERING EXTERIOR CASING CUT TO LENGTH KITS SPECIFY:

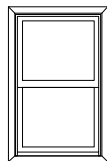
1. Product type;
2. Call number, rough opening, or frame size;
3. Exterior Color: Stone White, Pebble Gray, Bronze, Evergreen, Cashmere, or Ebony;
4. Casing configuration.

NOTE: See Integrity Architectural Detail Manual Accessories or Customer Support for individual component ordering information. End Caps are included with Exterior Casing orders.

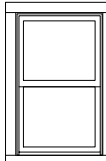
Parts in Kit	Type of Kit									
	BMC	BMC with Sill Nosing	Flat Casing	Flat Casing with Sill Nosing	Flat Casing Ranch Style	Flat Casing Ranch Style with Sill Nosing	BMC Door	Flat Casing Door	Flat Casing Ranch Style Door	
Quantity in Kit										
Corner Key	4	4	4	4	4	4	2	2	2	
Reticulated Foam	2	2	2	2	2	2				
Sill Nosing Left Hand End Cap		1		1		1				
Sill Nosing Right Hand End Cap		1		1		1				
Flat Casing Left Hand End Cap			2	1	2	1		2	2	
Flat Casing Right Hand End Cap			2	1	2	1		2	2	
BMC Foam Plug							2			
Instruction	1	1	1	1	1	1	1	1	1	
Screw Package (12)							1	1	1	
Screw Package (20)	1	1	1	1	1	1				
Connecting Barb	Quantity needed per unit size									
	Width - Inches (mm)									
Height - inches (mm)	0 - 35 (0 - 889)	+35 - 59 (+889 - 1499)	+59 - 83 (+1499 - 2108)	+83 - 107 (+2108 - 2718)	+107 - 131 (+2718 - 3327)	+131 - 155 (+3327 - 3937)				
0 - 35 (0 - 889)	8	10	12	14	16	18				
+35 - 59 (+889 - 1499)	10	12	14	16	18	20				
+59 - 83 (+1499 - 2108)	12	14	16	18	20	22				
+83 - 107 (+2108 - 2718)	14	16	18	20	22	24				
+107 - 131 (+2718 - 3327)	16	18	20	22	24	26				
+131 - 155 (+3327 - 3937)	18	20	22	24	26	28				



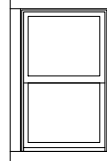
BMC Flush with Sill Nosing



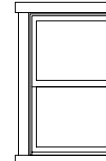
BMC Mitered Casing Four Sides



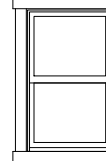
Flat Casing Flush with Sill Nosing




Flat Casing Flush Casing Four Sides




Flat Casing Ranch Style with Sill Nosing




Flat Casing Ranch Style Casing Four Sides



BMC Door

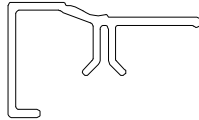


Flat Casing Door

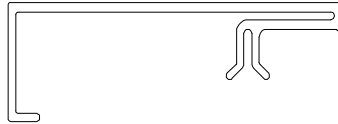


Flat Casing Ranch Style Door

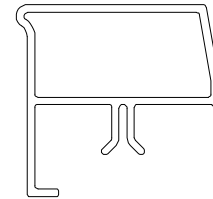
ILLUSTRATIONS (not to scale)



2" Brick Mould Casing
F9105

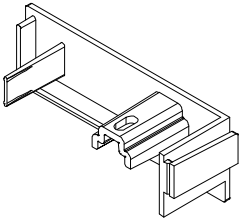
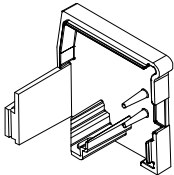
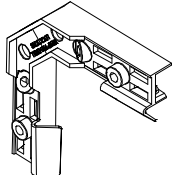
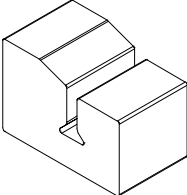
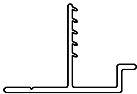
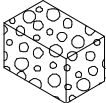



3 1/2" Flat Casing
F9108

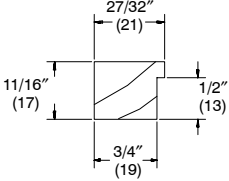
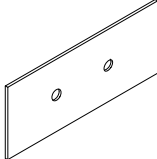
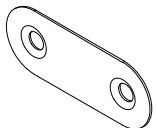

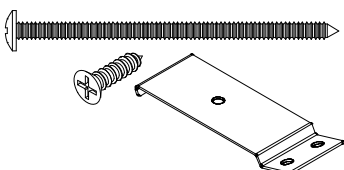


2" Sill Nosing
F9107

2" BRICK MOULD CASING			3 1/2" FLAT CASING			2" SILL NOSING		
Length	Color	Part Number	Length	Color	Part Number	Length	Color	Part Number
53" (1346)	SW	7021053	53" (1346)	SW	7024153	53" (1346)	SW	7023053
	PB	7001053		PB	7004053		PB	7003053
	BZ	7051053		BZ	7054053		BZ	7053053
	EG	7061053		EG	7064053		EG	7063053
	CS	7081053		CS	7084053		CS	7083053
	EB	7071053		EB	7074053		EB	7073053
77" (1956)	SW	7021077	77" (1956)	SW	7024177	77" (1956)	SW	7023077
	PB	7001077		PB	7004077		PB	7003077
	BZ	7051077		BZ	7054077		BZ	7053077
	EG	7061077		EG	7064077		EG	7063077
	CS	7081077		CS	7084077		CS	7083077
	EB	7071077		EB	7074077		EB	7073077
106" (2692)	SW	7021106	106" (2692)	SW	7024106	106" (2692)	SW	7023106
	PB	7001106		PB	7004106		PB	7003106
	BZ	7051106		BZ	7054106		BZ	7053106
	EG	7061106		EG	7064106		EG	7063106
	CS	7081106		CS	7084106		CS	7083106
	EB	7071106		EB	7074106		EB	7073106
144" (3658)	SW	7021144	144" (3658)	SW	7024144	144" (3658)	SW	7023144
	PB	7001144		PB	7004144		PB	7003144
	BZ	7051144		BZ	7054144		BZ	7053144
	EG	7061144		EG	7064144		EG	7063144
	CS	7081144		CS	7084144		CS	7083144
	EB	7071144		EB	7074144		EB	7073144
200" (5080)	SW	7021200	200" (5080)	SW	7014200			
	PB	7001200		PB	7004200			
	BZ	7051200		BZ	7054200			
	EG	7061200		EG	7064200			
	CS	7081200		CS	7084200			
	EB	7071200		EB	7074200			

ILLUSTRATION (not to scale)	DESCRIPTION	COLOR	LEFT PART NO.	RIGHT PART NO.
	Flat Casing End Cap F9108	SW PB BZ EG CS EB	10501681 10501683 10501685 10501687 10501689 10501691	10501682 10501684 10501686 10501688 10501690 10501692
	Sill Nosing End Cap	SW PB BZ EG CS EB	10501601 10501603 10501605 10501607 10501609 10501611	10501602 10501604 10501606 10501608 10501610 10501612
ILLUSTRATION (not to scale)	DESCRIPTION	COLOR	LENGTH	PART NUMBER
	Corner Key	Natural		10501600
	Plug, BMC	Natural		10500163
	Connection Barb V2177		6" (152)	16210006
	Reticulated Foam 5/8" x 5/8" (16 x 16)	Charcoal	1 1/2" (38)	10500366
	Assembly Screw <i>Includes:</i> #7x 3/4" Phillips PH full thread screws (PN -11806164)	SS		11806165 (pkg. of 12) 11806166 (pkg. of 20)

OBSOLETE PARTS

ILLUSTRATION <i>NOT TO SCALE</i>	DESCRIPTION	LENGTH/ COLOR	PART NO.
	<p>Jamb Extension – 5 5/16" W7445</p>		<p>No longer available</p>
	<p>Interior Sill Mullion Bracket <i>NOTE: For ISD units (vertical mull).</i></p>		<p>11860145</p>
	<p>Exterior Sill Mullion Bracket <i>NOTE: For ISD units (vertical mull).</i></p>		<p>11040390</p>
	<p>3 1/2" Flat Casing F9106</p>	<p>53" (1346) SW PB BZ EG CS EB 77" (1956) SW PB BZ EG CS EB 106" (2692) SW PB BZ EG CS EB 144" (3658) SW PB BZ EG CS EB</p>	<p>No longer available</p>
	<p>Through Jamb Installation Kit <i>NOTE: Used for ITDHP</i> <i>Includes:</i> 1 – Installation Clip (11860008) 1 – #8x3" Phillips PH screws 2 – #7x5/8" Phillips FH screws</p>		<p>No longer available</p>

OBSOLETE PARTS

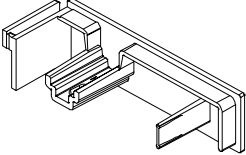
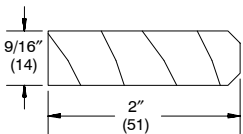
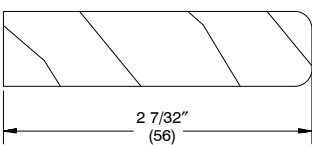
ILLUSTRATION <i>NOT TO SCALE</i>	DESCRIPTION	LENGTH/ COLOR	LH PART NUMBER	RH PART NUMBER
	Flat Casing End Cap	SW PB BZ EG CS EB	10501661 10501663 10501665 10501667 10501669 10501671	10501662 10501664 10501666 10501668 10501670 10501672

ILLUSTRATION <i>NOT TO SCALE</i>	DESCRIPTION	LENGTH/ COLOR	BARE WOOD PART NO.	PREFINISH WOOD PART NO.
	ITDH Wood Mullion Tie/Filler W7431	12" (305)	31500006	Not Applicable
	Structural Mull Tie W8570 Douglas Fir <i>NOTE: Used on 2-wide x 2 high ITDH mullions.</i>	84" (2134)	31500085	Not Applicable

OBSOLETE PARTS

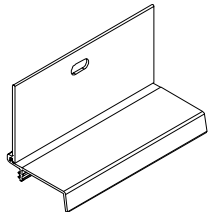
ILLUSTRATION <i>NOT TO SCALE</i>	DESCRIPTION	LENGTH/ COLOR	BARE WOOD PART NO.	PREFINISH WOOD PART NO.
	IDH/IGL Vertical Mullion Kits	CN 48 CN 72 120" Lineal (3048)	11898620 11898624 11898626	39258620 39258624 39258626
	IDH Horizontal Mullion Kits	CN 42 120" Lineal (3048)	11898634 11898636	39258634 39258636

ATTENTION: This section contains part and part numbers for current parts whose length changed due to the March 1, 2004 door size change. Obsolete parts can be found in the previous section. For more detailed descriptions of these parts, see the main parts sections.

When ordering replacement installation accessories specify:

1. Type of unit;
2. Description of part;
3. Call number;
4. Color.

VINYL PARTS

ILLUSTRATION <i>NOT TO SCALE</i>	DESCRIPTION	LENGTH	PART NO.
<p style="text-align: center;">ILLUSTRATION <i>NOT TO SCALE</i></p> <p>Head Jamb Nailing Fin/Drip Cap V119</p> <p><i>Note: Drip cap is clear.</i></p> 	IPD	6-0 72 1/16" (1830) 9-0 108 1/16" (2745)	15916960 15916990
	ISD	3-0 36 7/8" (937) 6-0 72 1/16" (1830)	15916930 15916960

WOOD PARTS

ILLUSTRATION NOT TO SCALE	DESCRIPTION	CALL NUMBER/ LENGTH	BARE WOOD PART NO.	WHITE INTERIOR PART NO.
	6 9/16" Jamb Extension – IRT Patio/Swinging Door W7432			
	Radius	IRTDR 7318* IRTDR 7336	31501646 31501637	39201646 39201637
	Sill	IRTDR 7318 IRTDR 7336	31501608 31501613	39201608 39201613
	6 9/16" Jamb Extension – IRTM Patio/Swinging Door W7432 True Half above Springline (RT2) Eyebrow above Springline (RT6)	73W 73W	31508023 31508024	39208023 39208024
	6 13/16" Jamb Extension – IRT Patio/Swinging Door W7446			
	Radius			
	Sill	IRTDR 7318* IRTDR 7336 IRTDR 7318 IRTDR 7336	31501647 31501592 31504608 31504613	39201647 39201592 39204608 39204372
	6 13/16" Radius Jamb Extension – IRTM Dr W7446 True Half above Springline (RT2) Eyebrow above Springline (RT6)	73W 73W	31508118 31508119	39208118 39208119

* Denotes elliptical Round Top.

MULLION KITS

When ordering mull kits specify:

1. Part Number;
2. Description;
3. Color/Type (if applicable);
4. Bare wood or white interior.

NOTE: Refer to the Mullion Kit Component section for details on what is included with each kit.

NOTE: Specific mull kits are required when mulling Swinging Doors with 6 9/16" jamb extension to an IDG or IRTM, see below.

DOOR MULLION KITS

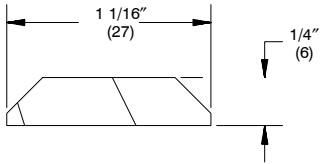
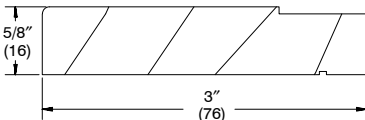
DESCRIPTION	COLOR/TYPE	BARE WOOD PART NUMBER	WHITE INTERIOR PART NUMBER
Round Top Mull Kits	IRT 7318 or 7336 over IPD/ISD <i>Includes:</i> 2–Nail Fin connectors 1–Connecting bard 2–3 1/2 Mull Tin 4–Structural Brackets 1–W1241 Mull Trim	11901008	39251008

When ordering replacement mull kits components specify:

1. Type of unit;
2. Description;
3. Part number.

NOTE: Wood mullion kit parts are separated into two sections: Standard wood parts and Bow/Bay wood parts. These individual sections are organized by product, then profile number.

WOOD MULLION PARTS

ILLUSTRATION <i>NOT TO SCALE</i>	DESCRIPTION	LENGTH/ COLOR	BARE WOOD PART NO.	WHITE INTERIOR PART NO.
	<p>Interior Mullion Trim W1241 <i>NOTE: For horizontal mulls: IPD, ISD, ISD to IRTM (6 9/16'), ITDH to IRT</i> <i>Vertical mulls: ISD, ITDH</i></p>	<p>IRTDR 7336</p>	<p>31501785</p>	<p>39201785</p>
	<p>IRTM to ISD Horizontal Mull Filler 6 9/16" W8430</p>	<p>72" (1829)</p>	<p>31808058</p>	<p>39208058</p>

You will need to Supply (figure 1):

Safety glasses	Pencil
Block of scrap wood	Low grit sandpaper
5/16" round file or screw driver	




Figure 1

1. Mark the grille stick back to the desired length. Match the profile as closely as possible when drawing your sanding lines.




Figure 2

2. After marking the profile, use the round file as seen in figure 3 or sand paper with a screwdriver barrel, seen in figure 4, to file back the groove to your marked position. Take care to keep the file as perpendicular to the grille as possible.



Figure 3



Figure 4

3. To finish, use your sanding block and sand paper to remove the rest of the profile to your marked positions.



Figure 5