










MARVIN STORMPLUS PRODUCTS

Marvin® StormPlus® products are certified for energy efficiency and rigorously tested by third party agencies to meet or exceed the most stringent coastal codes. They're designed to protect against flying debris, driving rain, cyclic pressure, temperature extremes and more to help preserve your home's structural seal.

	<p>ULTIMATE CASEMENT AND ULTIMATE AWNING</p> <p>Our innovative, high-performing Casement Window offers a variety of customization, expert craftsmanship and superior value. Also available in a Round Top style. IZ3 and IZ4 certified.</p>	<p>DIRECT GLAZE WINDOW</p> <p>Unique geometric shapes and beautifully arched round tops, Marvin Direct Glaze Windows add dimension and drama to your project. Choose from numerous shapes and curves to create your ideal window. Certified for IZ3 or IZ4 depending on the window specifications.</p>	
	<p>NEXT GENERATION ULTIMATE DOUBLE HUNG (CLAD ONLY)</p> <p>The Next Generation Ultimate Double Hung is a classic reinvented. The exclusive innovative locking system means the window locks automatically when closed and locks in vent mode with the window open 4 inches. Also available in an operating Round Top style with clad exterior. IZ3 certified.</p>	<p>ULTIMATE SWINGING FRENCH DOOR</p> <p>The Ultimate Swinging French door is a modern classic. Superior in fit and finish, these doors combine traditional design and expert craftsmanship in a variety of design combinations that complement any space. Certified for IZ3 or IZ4 depending on the specifications of your door.</p>	
	<p>ULTIMATE DOUBLE HUNG (WOOD ONLY)</p> <p>Advanced engineering and the high-quality construction of our Ultimate Double Hung Window make it incredibly durable, versatile and easy-to-use. An all wood exterior and interior bring beautiful and classic style to your project. Also available in a Round Top style. IZ3 certified.</p>	<p>ULTIMATE SLIDING FRENCH DOOR</p> <p>The elegant look of a traditional French door with a space-saving sliding design. You can feel the superior quality in the substantial wood and nearly effortless operation of this door. IZ3 certified.</p>	
	<p>ULTIMATE MAGNUM DOUBLE HUNG</p> <p>Designed for large residential openings, commercial applications and historic renovations, the Ultimate Magnum Double Hung is available in sizes as large as 5 feet x 10 feet. IZ3 certified.</p>	<p>ULTIMATE MULTI-SLIDE DOOR</p> <p>The Ultimate Multi-Slide Door is available with up to six panel uni-directional and ten panel bi-parting. IZ3 certified.</p>	



MULL OPTIONS

Dramatic ocean views are often created by grouping StormPlus windows in an assembly, sometimes joining them both horizontally and vertically. The space between the windows where they are joined together is called a mull. Mulling options for Marvin IZ3 Ultimate Casement Windows and Ultimate Double Hung Windows with frame-to-frame mulling configurations are WDMA certified in most sizes.

PRODUCT SPECIFICATIONS



ULTIMATE CASEMENT AND AWNING

IMPACT ZONE 3			
Product	Max Size	DP	Operation
CUCA	CN3697	+65 / -65	LH, RH
CUCA STAT/PICT	CN60108**	+65 / -65	FIXED
CUCA STAT/PICT	CN10860	+65 / -65	FIXED
CUCA STAT/PICT	CN7278*	+65 / -65	FIXED
CUCA STAT/PICT	CN7872	+65 / -65	FIXED
CUCA STAT/POLY	60" X 106 5/8"	+65 / -65	FIXED
CUCA STAT/POLY	72 5/8" X 77 1/8"	+65 / -65	FIXED
CUPCA	CN3684	+65 / -65	LH/RH
CUPCA STAT/PICT	CN60108**	+65 / -65	FIXED
CUPCA STAT/PICT	CN10860	+65 / -65	FIXED
CUPCA STAT/PICT	CN7278*	+65 / -65	FIXED
CUPCA STAT/PICT	CN7872	+65 / -65	FIXED
CUCART	CN3684	+65 / -65	LH, RH
CUCART STAT/PICT	CN3684	+65 / -65	FIXED
CUCART STAT/PICT	CN7278	+65 / -65	FIXED
CUAWN	CN4854	+65 / -65	OPERABLE
CUPAWN	CN7236	+65 / -65	OPERABLE
WUCA	CN3697	+65 / -65	LH, RH
WUCA STAT/PICT	CN60108**	+65 / -65	FIXED
WUCA STAT/PICT	CN10860	+65 / -65	FIXED
WUCA STAT/PICT	CN7278*	+65 / -65	FIXED
WUCA STAT/PICT	CN7872	+65 / -65	FIXED
WUCA STAT/POLY	60" X 107 9/16"	+65 / -65	FIXED
WUCA STAT/POLY	72 5/8" X 77 1/8"	+65 / -65	FIXED
WUCART	CN3684	+65 / -65	LH, RH
WUCART STAT/PICT	CN3684	+65 / -65	FIXED
WUCART STAT/PICT	CN3684	+65 / -65	FIXED
WUAWN	CN4854	+65 / -65	OPERABLE

IMPACT ZONE 4			
Product	Max Size	DP	Operation
CUCA F.S.	36" X 91 1/8"	+70 / -85	LH, RH
CUCA STAT 3/4" IG F.S.	36" X 91 1/8"	+70 / -85	FIXED
CUCA STAT 3/4" IG F.S.	91 1/8" X 36"	+70 / -85	FIXED
CUCA STAT PICT 1" IG F.S.	60" X 108"	+70 / -75	FIXED
CUCA STAT PICT 1" IG F.S.	108" X 60"	+70 / -75	FIXED
CUCA STAT PICT 1" IG F.S.	72" X 71 1/8"	+70 / -75	FIXED
CUCA STAT PICT 1" IG F.S.	71 1/8" X 72"	+70 / -75	FIXED
CUCA STAT/POLY	60" X 108"	+70 / -75	FIXED
CUCA STAT/POLY	72" X 71 1/8"	+70 / -75	FIXED
CUCART IN-SASH F.S.	60" X 108"	+70 / -75	FIXED
CUCART IN-SASH F.S.	108" X 60"	+70 / -75	FIXED
CUAWN F.S.	48" X 47 1/8"	+70 / -85	OPERABLE

DIRECT GLAZE

IMPACT ZONE 3			
Product	Max Size	DP	Operation
CDG F.S.	73" X 73"	+55 / -65	FIXED
CDG F.S.	48" X 120"	+55 / -65	FIXED
CDG F.S.	120" X 48"	+55 / -65	FIXED
WDG F.S.	73" X 73"	+55 / -65	FIXED

IMPACT ZONE 4			
Product	Max Size	DP	Operation
CDG F.S.	60" X 120"	+70 / -75	FIXED
CDG F.S.	120" X 60"	+70 / -75	FIXED
CDG F.S.	36" X 96"	+95 / -95	FIXED
CDG F.S.	96" X 36"	+95 / -95	FIXED

F.S. refers to frame size.

* Certified width 72 5/8" for use with Marvin® Doors.

** Certified height 107 1/2" (frame size).

*** Includes stamped and milled panels.

† Talk to your Marvin Rep about available configurations.

NEXT GENERATION ULTIMATE DOUBLE HUNG

IMPACT ZONE 3			
Product	Max Size	DP	Operation
CUDH-NG	CN4450	+65 / -65	DH, SH
CUDHP-NG F.S.	61 1/4" X 102"	+65 / -65	FIXED
CUDHT-NG	CN6820	+65 / -65	FIXED
CUDHRT-NG	CN4450	+65 / -65	DH, SH

ULTIMATE DOUBLE HUNG

IMPACT ZONE 3			
Product	Max Size	DP	Operation
WUDH	CN3234	+50 / -65	DH, SH
WUDH	CN4026	+55 / -65	DH, SH
WUDH RT	CN3234	+50 / -65	DH, SH
WUDHT	73 3/8" X 27 3/8"	+55 / -65	FIXED
WUDHP	CN6878	+55 / -65	FIXED
WUDHP	CN60108	+55 / -65	DH, SH

IMPACT ZONE 3 (MAGNUM)			
Product	Max Size	DP	Operation
UDHM	CN4848	+50 / -65	DH
UDHM	CN4256	+50 / -65	DH

ULTIMATE SWINGING FRENCH DOOR

IMPACT ZONE 3 (OUTSWING)			
Product	Max Size	DP	Operation
CUOFD	CN3080	+55 / -65	O, X
CUOFD	CN6080	+55 / -65	OX, XO, XX
CUOFS	CN1680	+55 / -65	FIXED
CUOFT	CN6026	+55 / -65	FIXED
WUOFD	CN3080	+55 / -65	O, X
WUOFD	CN6080	+55 / -65	OX, XO, XX
WUOFS	CN1680	+55 / -65	FIXED
WUOFT	CN6026	+55 / -65	FIXED

IMPACT ZONE 3 (INSWING)			
Product	Max Size	DP	Operation
CUIFD	CN3080	+50 / -65	O, X
CUIFD	CN6080	+50 / -65	OX, XO, XX
CUIFS	CN1680	+55 / -65	FIXED
CUIFT	CN6026	+55 / -65	FIXED
WUIFD	CN3080	+50 / -65	O, X
WUIFD	CN6080	+50 / -65	OX, XO, XX
WUIFS	CN1680	+55 / -65	FIXED
WUIFT	CN6026	+55 / -65	FIXED

IMPACT ZONE 4 (OUTSWING)***			
Product	Max Size	DP	Operation
CUOFD	CN3080	+65 / -80	O, X
CUOFD	CN3068	+65 / -80	O, X
CUOFD	CN6080	+65 / -80	XX
CUOFD	CN6068	+65 / -80	XX

ULTIMATE SLIDING FRENCH DOOR

IMPACT ZONE 3			
Product	Max Size	DP	Operation
CUSFD	CN8080	+50 / -65	OX, XO
CUSFD	CN12080	+55 / -65	OXO, OOX, XOO
CUSFD	CN16080	+50 / -55	OXXO
CUSFT	CN8026	+55 / -65	FIXED
WUSFD	CN8080	+55 / -65	OX, XO
WUSFT	CN8026	+55 / -65	FIXED

2 1/4" ULTIMATE SWINGING FRENCH DOOR

IMPACT ZONE 3 (OUTSWING)			
Product	Max Size	DP	Operation
CMOFD	CN3080	+55 / -65	O, X
CMOFD	CN6080	+55 / -65	XX
CMOFD	CN30100	+55 / -65	O, X
CMOFD	CN60100	+55 / -65	XX
CMOAF	CN3080	+55 / -65	O, X
CMOAF	CN6080	+55 / -65	XX
CMOAF	CN30100	+55 / -65	O, X
CMOAF	CN60100	+55 / -65	XX
WMOFD	CN3080	+55 / -65	O, X
WMOFD	CN6080	+55 / -65	XX
WMOFD	CN30100	+55 / -65	O, X
WMOFD	CN60100	+55 / -65	XX
WMOAF	CN3080	+55 / -65	O, X
WMOAF	CN6080	+55 / -65	XX
WMOAF	CN30100	+55 / -65	O, X
WMOAF	CN60100	+55 / -65	XX

IMPACT ZONE 3 (INSWING)			
Product	Max Size	DP	Operation
CMIFD	CN3080	+50 / -65	O, X
CMIFD	CN6080	+50 / -65	XX
CMIFD	CN30100	+50 / -65	O, X
CMIFD	CN60100	+50 / -65	XX
CMIAF	CN3080	+50 / -65	O, X
CMIAF	CN6080	+50 / -65	XX
CMIAF	CN30100	+50 / -65	O, X
CMIAF	CN60100	+50 / -65	XX
WMIFD	CN3080	+50 / -65	O, X
WMIFD	CN6080	+50 / -65	XX
WMIFD	CN30100	+50 / -65	O, X
WMIFD	CN60100	+50 / -65	XX
WMIAF	CN3080	+50 / -65	O, X
WMIAF	CN6080	+50 / -65	XX
WMIAF	CN30100	+50 / -65	O, X
WMIAF	CN60100	+50 / -65	XX

IMPACT ZONE 4 (OUTSWING)***			
Product	Max Size	DP	Operation
CMOFD	CN3080	+65 / -70	O, X
CMOFD	CN6080	+65 / -70	XX
CMOFD	CN30100	+65 / -70	O, X
CMOFD	CN60100	+65 / -70	XX
CMOAF	CN3080	+65 / -70	O, X
CMOAF	CN6080	+65 / -70	XX
CMOAF	CN30100	+65 / -70	O, X
CMOAF	CN60100	+65 / -70	XX

ULTIMATE MULTI-SLIDE DOOR

IMPACT ZONE 3		
Product	Max Size	DP
BI-PARTING Stacked or Pocket with High Performance Sill	CN HEIGHTS ABOVE 8'-0" TO 10'-0"	+50 / -55†
	CN HEIGHTS 8'-0" AND UNDER Up to 10 Panels and Up to 4'-0" Panel Width	+55 / -65†
UNI-DIRECTIONAL Stacked or Pocket with High Performance Sill	CN HEIGHTS UP TO 10'-0" Up to 6 Panels and Up to 4'-0" Panel Width	+55 / -65†



Built around you.®

HANDCRAFTED
IN AMERICA.

©2015 Marvin Windows and Doors. All rights reserved. ®Registered
trademark of Marvin Windows and Doors. Part #19980808. November 2015.