

# CLAD ULTIMATE FRENCH CASEMENT/PUSH OUT FRENCH CASEMENT

MO (mm)	3 - 0 1/2 (927)	3 - 4 1/2 (1029)	4 - 0 1/2 (1232)	4 - 8 1/2 (1435)	5 - 0 1/2 (1537)
RO (mm)	3 - 1 (940)	3 - 5 (1041)	4 - 1 (1245)	4 - 9 (1448)	5 - 1 (1549)
FS (mm)	3 - 0 (914)	3 - 4 (1016)	4 - 0 (1219)	4 - 8 (1422)	5 - 0 (1524)
DLO (mm)	1 - 0 55/64 (327)	1 - 2 55/64 (378)	1 - 6 55/64 (479)	1 - 10 55/64 (581)	12 - 0 55/64 (632)
2 - 7 3/8 (797) 2 - 7 5/8 (803) 2 - 7 1/8 (791) 2 - 2 9/32 (668)	 CUPFCA3632	 CUFCA4032 CUPFCA4032	 CUFCA4832 E CUPFCA4832 E	 CUFCA5632 E CUPFCA5632 E	 CUFCA6032 E CUPFCA6032 E
2 - 11 3/8 (899) 2 - 11 5/8 (905) 2 - 11 1/8 (892) 2 - 6 9/32 (769)	 CUPFCA3636	 CUFCA4036 CUPFCA4036	 CUFCA4836 E CUPFCA4836 E	 CUFCA5636 E CUPFCA5636 E	 CUFCA6036 E CUPFCA6036 E
3 - 3 3/8 (1000) 3 - 3 5/8 (1006) 3 - 3 1/8 (994) 2 - 10 9/32 (871)	 CUPFCA3640	 CUFCA4040 E CUPFCA4040 E	 CUFCA4840 E CUPFCA4840 E	 CUFCA5640 E CUPFCA5640 E	 CUFCA6040 E CUPFCA6040 E
3 - 7 3/8 (1102) 3 - 7 5/8 (1108) 3 - 7 1/8 (1095) 3 - 2 9/32 (972)	 CUPFCA3644	 CUFCA4044 E CUPFCA4044 E	 CUFCA4844 E CUPFCA4844 E	 CUFCA5644 E CUPFCA5644 E	 CUFCA6044 E CUPFCA6044 E
3 - 11 3/8 (1203) 3 - 11 5/8 (1210) 3 - 11 1/8 (1197) 3 - 6 9/32 (1074)	 CUPFCA3648 E	 CUFCA4048 E CUPFCA4048 E	 CUFCA4848 E CUPFCA4848 E	 CUFCA5648 E CUPFCA5648 E	 CUFCA6048 E CUPFCA6048 E
4 - 5 3/8 (1356) 4 - 5 5/8 (1362) 4 - 5 1/8 (1349) 4 - 0 9/32 (1226)	 CUPFCA3654 E	 CUFCA4054 E CUPFCA4054 E	 CUFCA4854 E CUPFCA4854 E	 CUFCA5654 E CUPFCA5654 E	 CUFCA6054 E CUPFCA6054 E

## NOTES:

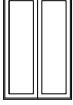


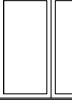

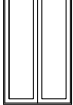


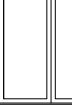

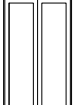


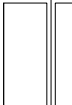

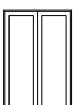


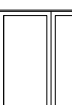

E These units meet national egress codes for fire evacuation. Local codes may differ.

T For safety and/or code requirements, Marvin® recommends tempered glass in all units with a frame size height of 72 1/16" or larger and units with a frame size of 25.2 sq. ft. and larger.

Clad Ultimate French Casement: **CUFCA**  
Clad Ultimate Push Out French Casement: **CUPFCA**

# CLAD ULTIMATE FRENCH CASEMENT/PUSH OUT FRENCH CASEMENT

<b>MO (mm)</b>	3 - 0 1/2 (927)	3 - 4 1/2 (1029)	4 - 0 1/2 (1232)	4 - 8 1/2 (1435)	5 - 0 1/2 (1537)
<b>RO (mm)</b>	3 - 1 (940)	3 - 5 (1041)	4 - 1 (1245)	4 - 9 (1448)	5 - 1 (1549)
<b>FS (mm)</b>	3 - 0 (914)	3 - 4 (1016)	4 - 0 (1219)	4 - 8 (1422)	5 - 0 (1524)
<b>DLO (mm)</b>	1 - 0 55/64 (327)	1 - 2 55/64 (378)	1 - 6 55/64 (479)	1 - 10 55/64 (581)	12 - 0 55/64 (632)

4 - 7 3/8 (1407) 4 - 7 5/8 (1413) 4 - 7 1/8 (1400) 4 - 2 9/32 (1277)	 CUPFCA3656 E	 CUFCA4056 E CUPFCA4056 E	 CUFCA4856 E CUPFCA4856 E	 CUFCA5656 E CUPFCA5656 E	 CUFCA6056 E CUPFCA6056 E
4 - 11 3/8 (1508) 4 - 11 5/8 (1514) 4 - 11 1/8 (1502) 4 - 6 9/32 (1379)	 CUPFCA3660 E	 CUFCA4060 E CUPFCA4060 E	 CUFCA4860 E CUPFCA4860 E	 CUFCA5660 E CUPFCA5660 E	 CUFCA6060 E CUPFCA6060 E
5 - 3 3/8 (1610) 5 - 3 5/8 (1616) 5 - 3 1/8 (1603) 4 - 10 9/32 (1480)	 CUPFCA3664 E	 CUFCA4064 E CUPFCA4064 E	 CUFCA4864 E CUPFCA4864 E	 CUFCA5664 E CUPFCA5664 E	 CUFCA6064 E CUPFCA6064 E
5 - 11 3/8 (1813) 5 - 11 5/8 (1819) 5 - 11 1/8 (1807) 5 - 6 9/32 (1684)	 CUPFCA3672 ET	 CUFCA4072 ET CUPFCA4072 ET	 CUFCA4872 ET CUPFCA4872 ET	 CUFCA5672 ET CUPFCA5672 ET	 CUFCA6072 ET CUPFCA6072 ET