

WOOD AND CLAD ULTIMATE SLIDING FRENCH DOOR

Table of Contents

	PAGE
History	2
Part Identification	
Wood Ultimate Sliding French Door – OX or XO	4
Wood Ultimate SFD – 3 Panel OXO, 3 Panel XOO, 4 Panel OXXO Jamb Detail	5
Wood Ultimate Sliding French Door – Interior Flat Oak Sill	6
Wood Ultimate Sliding French Door In–Sash Transom	7
Wood Ultimate Sliding French Door In–Sash Transom Jamb Detail	8
Wood Ultimate Sliding French Door Direct Glaze Transom	9
Wood Ultimate Sliding French Door Stationary	10
Clad Ultimate Sliding French Door – OX or XO	11
Clad Ultimate SFD – 3 Panel OXO, 3 Panel XOO,4 Panel OXXO Jamb Detail	12
Clad Ultimate Sliding French Door In–Sash Transom	13
Clad Ultimate Sliding French Door In–Sash Transom Jamb Detail	14
Clad Ultimate Sliding French Door Direct Glaze Transom	15
Clad Ultimate Sliding French Door Stationary	16
Parts	
Wood and Clad Ultimate Sliding French Door	17
Auxiliary Foot Bolt Kit	22
Wood Parts	24
Vinyl, and Fiberglass Parts	25
Aluminum Parts	26
Panel Replacement	27
Weather Strip	28
Obsolete Parts	30
Obsolete Wood Parts	33
Obsolete Vinyl, Aluminum and Fiberglass Parts	35
Obsolete Panel Replacement	36
Discontinued (no longer available) Parts	37
 Screens – See Door Screen Chapter	

ATTENTION:

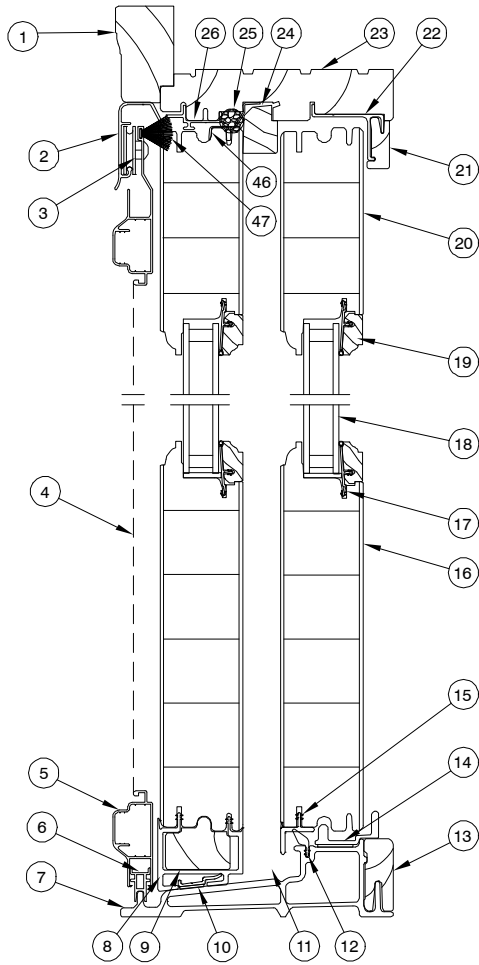
- Specification and technical data are subject to change without notice.
- Numbers listed in parentheses () are metric equivalents in millimeters rounded to the nearest whole number.

PRODUCED	UNIT TYPE	FEATURES OR CHANGES	STATUS
1991	Wood Sliding French Door (WSFD)	Introduced the wood Sliding French Door. Unit features no exposed nail or staple holes, multi-point locking system, solid brass handles and top hung screen. Introduced in-sash transom. Unit features matching sight lines.	Present
1992	WSFD	Simulated divided lite option introduced.	Present
1993	WSFD	Optional hardware introduced including antique brass, polished or brushed chrome and white handles. Screen auto-closer introduced. Rollers, guide bars and screen width reduced 3/8".	Present
1994	WSFD	Direct glaze transoms offered for the Sliding French Door. Transoms feature sill designed for field mulling. Added standard sizes to in-sash transoms. Flat oak sill offered for interior applications.	Present
1995	Clad Sliding French Door (CSFD)	Introduced the clad Sliding French Door and matching in-sash transom. Unit features design similarity and options of the wood model with an extruded aluminum clad exterior.	Present
2000	WSFD, CSFD	1/31/00 Redesigned and standardized frame profiles and related parts.	Present
2002	WSFD, CSFD	3/02 Stone White becomes a standard color. Arctic White transitions to a select color. 8/0 height decreases by 2 1/2 inches.	Present
2002	WSFD, CSFD	5/02 New Ultimate hardware and screen options. New standard hardware and screen options. New frame components.	Present
2004	WSFD, CSFD	1/04 Added Oiled Rubbed Bronze and Satin Chrome to available hardware finishes.	Present
2004	WSFD, CSFD	4/12/04 Satin Nickel hardware finish introduced.	Present
2004	WSFD, CSFD	6/14/04 Wood and Clad Direct Glaze transom redesigned. Polished Chrome hardware finish retired.	Present
2005	Wood and Clad Ultimate Sliding French Door (WUSFD, CUSFD)	Sliding French Door becomes the Ultimate Sliding French Door. All handle finishes available for both 2 and 3 point lock options. Introduced Bronze Ultrex sill with Black Weather Strip.	Present
2005	WUSFD, CUSFD	6/27/05 Introduced Brass PVD and Satin Nickel PVD finishes to French door handles, and other miscellaneous parts.	Present
2006	WUSFD, CUSFD	7/24/06 Discontinued retro 6-5 height and replaced with 6-6 height. Frame OSM for 6-6 height is 3/4" taller than 6-5 doors. Frame OSM for 6-6 width is 11/16" wider (one panel), 1 3/8" wider (two panel) and 2 1/16" wider (three panel).	Present
2006	WUSFD, CUSFD	11/2006 Discontinued stationary panel top rail spacer (W8452) and replaced with a stationary bracket. Updated W7504 stationary panel head jamb cover profile.	Present
2007	WUSFD, CUSFD	2/20/07 Introduced raised and flat panels as a standard option for Marvin French Doors and Commercial Doors.	Present
2008	WUSFD, CUSFD	6/02/2008 Introduced charcoal high transparency screen mesh (CH HI-TRAN) as an option on all window and door products (including combinations).	Present
2008	CSFD	7/28/2008 Mixed grain Douglas fir is now a standard option.	Present
2009	All	3/23/2009 Added LoE ³ -366™ as a standard option for all products. Added Cedro Macho as a standard option for all clad products.	Present
2009	WUSFD, CUSFD	5/26/2009 Introduced the new Low Profile Sill as an option to the Sliding Patio Door and Ultimate Sliding French Door.	Present
2010	All Doors	2/22/2010 Added Dark Bronze hardware finish to doors.	Present
2010	WUSFD, CUSFD	10/25/2010 Added 7-0 height.	Present
2011	All	04/25/2011 Added LoE-180™ as a standard option for all products. White painted interior finish option introduced for all product.	Present
2012	All	07/30/2012 Stave Core added to our description for current finger joint/edge glue construction of door panels. 10/29/2012 Interior Square Sticking/Glazing Bead option introduced. 12/17/2012 Introduced Clear interior finish option on all products.	Present

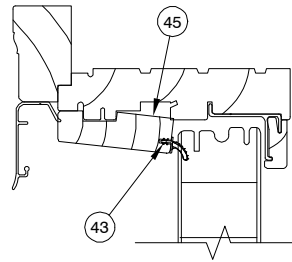
HISTORY

PRODUCED	UNIT TYPE	FEATURES OR CHANGES	STATUS
2013	All	<p>4-29-2013 – Introduced Retro 2 Wide CNs on Full Size Heights. New CNs are 50R68, 50R70, 50R80, 60R68, 60R70, 60R80, 80R68, 80R70, 80R80. All Retro sizes, current and new, will be designated with an “R” in the CN. Introduced interior stain options. Stain colors are Wheat, Honey, Leather, Hazelnut, Cabernet and Espresso.</p> <p>6/24/2013 – Direct Glaze Standardization added upgrades and improvements to direct glaze products in both wood and clad. Glazing method is silicone and interior tape glazed. Wood bead profile is W11751.</p> <p>12/16/2013 – Interior Shades option introduced.</p>	Present
2014	All	<p>2/24/2014 – Introduced two Pearlescent clad colors – Bright Silver and Copper. Discontinued two clad colors – Sherwood Green and Cobalt Blue. Removed screen information and added new chapter for screen to manual.</p>	Present
2014	All	<p>10/27/2014 – Introduced Ogee as the new standard for Interior Profiles.</p>	Present
2016	All	<p>10/31/2016 Introduced 9-0 Call No heights</p> <p>10/31/2016 Obsolescence of the wood species Cedro Macho for all products.</p>	Present

**WOOD ULTIMATE SLIDING FRENCH DOOR
 OPERATOR**

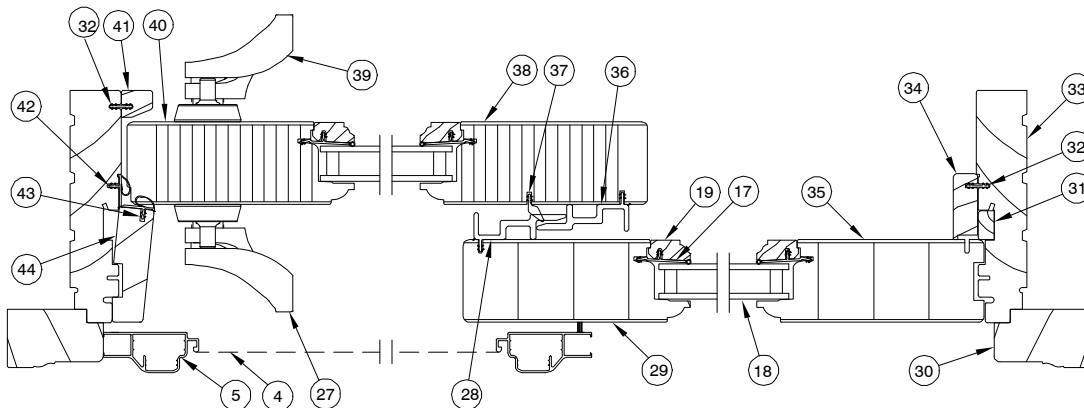


**HEAD JAMB
 AND SILL DETAIL**



**OPERATOR
 SIDE DETAIL**

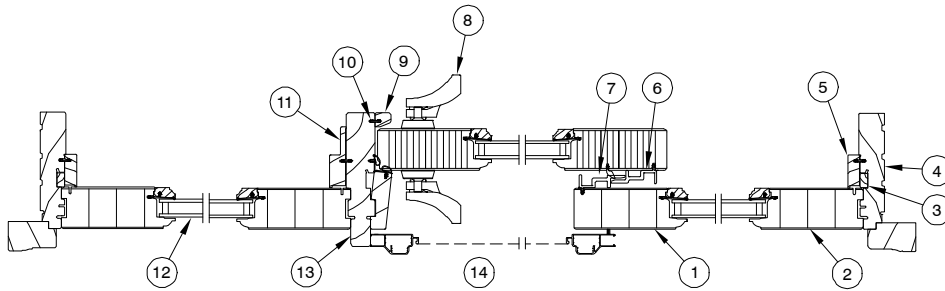
1. Top Brick Mould Casing
2. Screen Track
3. Screen Roller
4. Screen
5. Screen Frame
6. Screen Bottom Guide
7. Ultrex Sill
8. Leveling Block
9. Leveling Block Filler
10. Sill Stationary Panel Retainer
11. Sill Condensation Cover
12. Sill Weather Strip
13. Sill Liner
14. Sill Roller Track
15. Panel Drip
16. Bottom Rail
17. Glazing Bead
18. Insulating Glass
19. Glazing Cap
20. Top Rail
21. Panel Guide Cover
22. Panel Guide
23. Head Jamb
24. Stationary Panel Cover
25. Backer Rod
26. Stationary Panel Top Filler
27. Exterior Handle Assembly
28. Stationary Panel Interlock
29. Stationary Meeting Stile
30. Side Brick Mould Casing
31. Stationary Jamb Filler
32. Connecting Barb
33. Jamb
34. Stationary Jamb Cover
35. Stationary Jamb Stile
36. Operating Panel Interlock
37. Meeting Stile Weather Strip
38. Operating Meeting Stile
39. Interior Handle Assembly
40. Operating Locking Stile
41. Jamb Liner
42. Jamb Weather Strip
43. Parting Stop Weather Strip
44. Jamb Parting Stop
45. Head Jamb Parting Stop
46. Stationary Panel Bracket
47. Pile Weather Strip



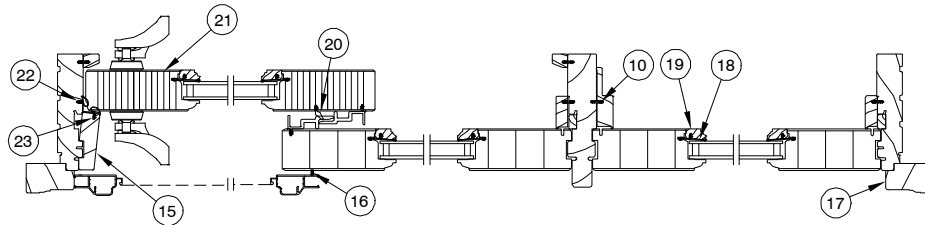
**TWO PANEL OPERATING JAMB DETAIL
 XO**

NOTE: Not to scale; specifications subject to change without notice.

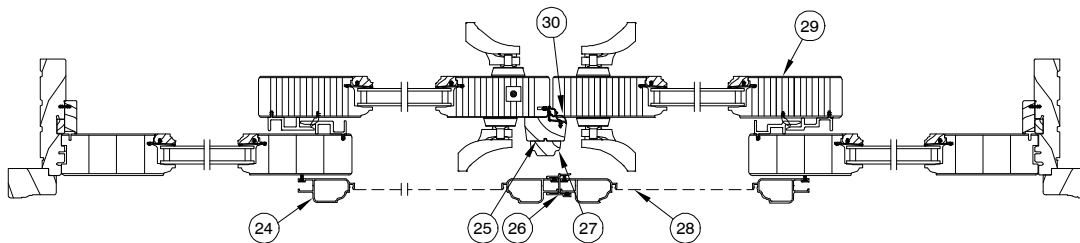
**WOOD ULTIMATE SLIDING FRENCH DOOR
 JAMB DETAIL**



3 PANEL JAMB DETAIL - OXO



3 PANEL JAMB DETAIL - XO0

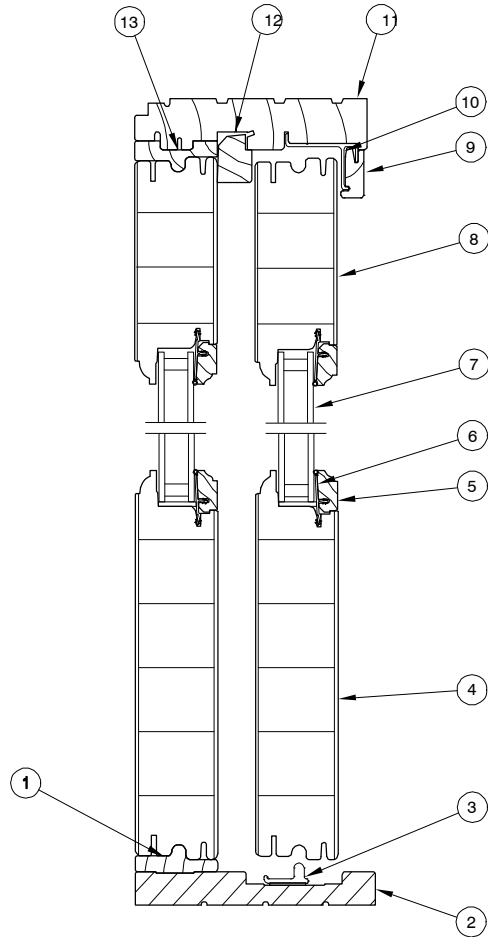


4 PANEL JAMB DETAIL - OXXO

1. Stationary Meeting Stile
2. Stationary Jamb Stile
3. Stationary Panel Filler
4. Jamb
5. Stationary Jamb Cover
6. Operating Panel Interlock
7. Stationary Panel Interlock
8. Interior Handle Assembly
9. Jamb Liner
10. Connecting Barb
11. Center Jamb Cover
12. Insulating Glass
13. Center Jamb
14. Exterior Handle Assembly
15. Jamb Parting Stop
16. Screen Pile Weather Strip
17. Side Brick Mould Casing
18. Glazing Bead
19. Glazing Cap
20. Meeting Stile Weather Strip
21. Operating Locking Stile
22. Jamb Weather Strip
23. Parting Stop Weather Strip
24. Screen Frame
25. Mull Casing Bead
26. Screen Astragal
27. Mull Casing Cover
28. Screen
29. Operating Meeting Stile
30. Mull Casing Stile Weather Strip

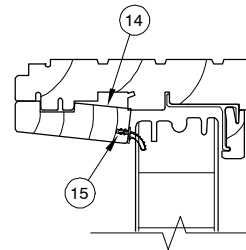
NOTE: Not to scale; specifications subject to change without notice.

**WOOD ULTIMATE SLIDING FRENCH DOOR
 WITH INTERIOR FLAT OAK SILL**



**HEAD JAMB
 AND SILL DETAIL**

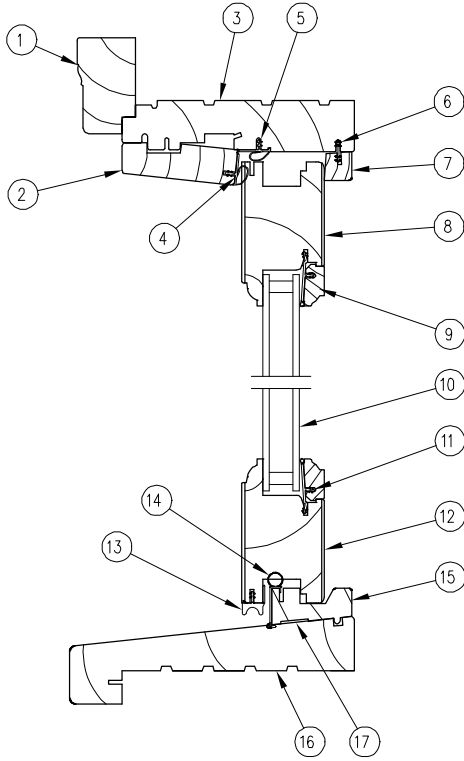
1. Stationary Retaining Block
2. Interior Flat Sill
3. Sill Track
4. Bottom Rail
5. Glazing Cap
6. Glazing Bead
7. Insulating Glass
8. Top Rail
9. Panel Guide
10. Panel Guide Fastener
11. Head Jamb
12. Panel Top Track
13. Stationary Panel Top Filler
14. Head Jamb Parting Stop
15. Parting Stop Weather Strip



**OPERATOR
 SIDE DETAIL**

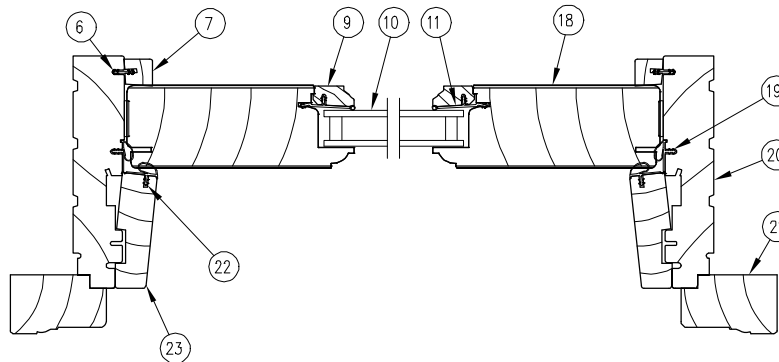
NOTE: Not to scale; specifications subject to change without notice.

**WOOD ULTIMATE SLIDING FRENCH DOOR
 IN-SASH TRANSOM**



1. Top Brick Mould Casing
2. Head Jamb Parting Stop
3. Head Jamb
4. Parting Stop Weather Strip
5. Head Jamb Weather Strip
6. Connecting Barb
7. Interior Cover
8. Top Rail
9. Glazing Cap
10. Insulating Glass
11. Glazing Bead
12. Bottom Rail
13. Panel Drip
14. Sill Filler Weather Strip
15. Sill Filler
16. Transom Sill
17. Foam Tape
18. Stile
19. Jamb Weather Strip
20. Jamb
21. Side Brick Mould Casing
22. Parting Stop Weather Strip
23. Jamb Parting Stop

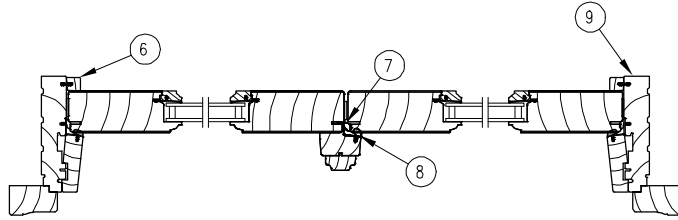
**HEAD JAMB
 AND SILL DETAIL**



JAMB DETAIL

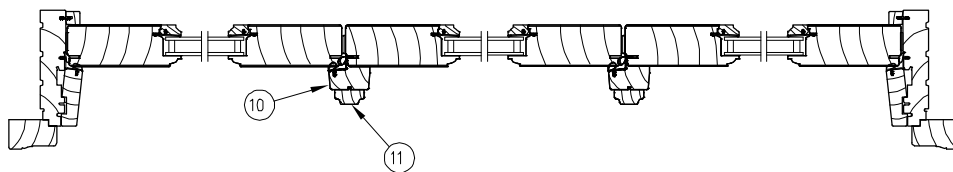
NOTE: Not to scale; specifications subject to change without notice.

**WOOD ULTIMATE SLIDING FRENCH DOOR
 JAMB DETAIL IN-SASH TRANSOM**

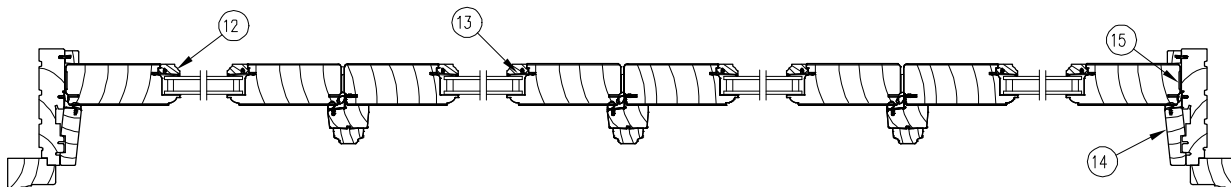


2 PANEL JAMB DETAIL

1. Side Jamb
2. Side Brick Mould Casing
3. Insulating Glass
4. Side Jamb Weather Strip
5. Side Jamb Parting Stop Weather Strip
6. Interior Cover
7. Stile Weather Strip
8. Mull Casing Weather Strip
9. Connecting Barb
10. Second Mull Casing
11. First Mull Casing
12. Glazing Cap
13. Glazing Bead
14. Side Jamb Parting Stop
15. Stationary Panel Spacer Tack



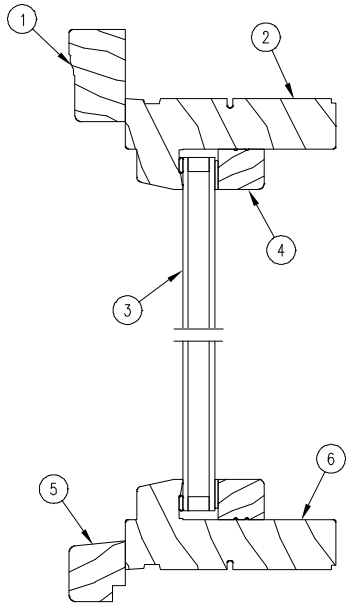
3 PANEL JAMB DETAIL



4 PANEL JAMB DETAIL

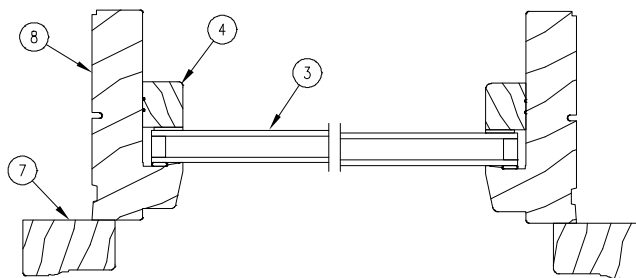
NOTE: Not to scale; specifications subject to change without notice.

**WOOD ULTIMATE SLIDING FRENCH DOOR TRANSOM
DIRECT GLAZE**



1. Head Jamb Brick Mould Casing
2. Head Jamb
3. Insulating Glass
4. Glazing Bead (W11751)
5. Sill Nose
6. Sill
7. Jamb Brick Mould Casing
8. Jamb

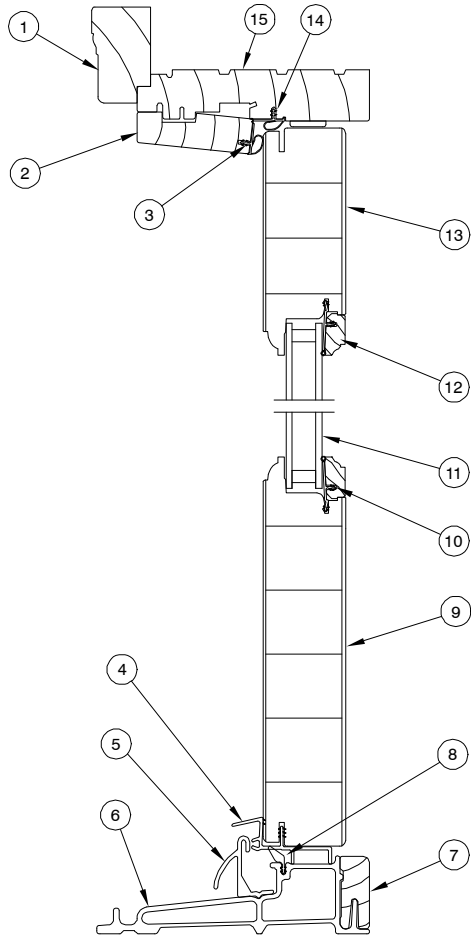
**HEAD JAMB
AND SILL DETAIL**



JAMB DETAIL

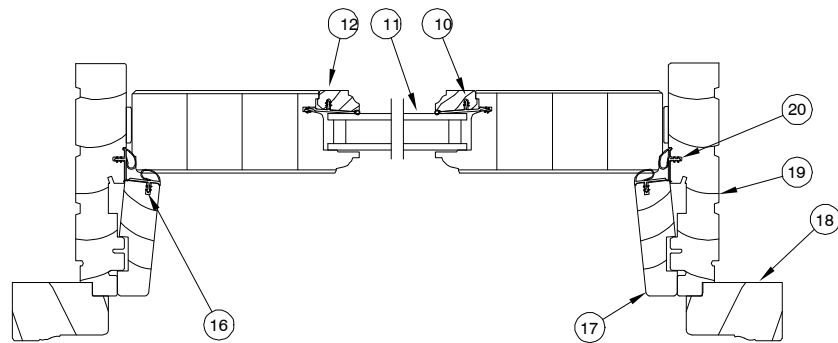
NOTE: Not to scale; specifications subject to change without notice.

**WOOD ULTIMATE SLIDING FRENCH DOOR
 STATIONARY**



1. Top Brick Mould Casing
2. Head Jamb Parting Stop
3. Parting Stop Weather Strip
4. Panel Drip
5. Hydro Optimizer
6. Ultrex Sill
7. Sill Liner
8. Sill Weather Strip
9. Bottom Rail
10. Glazing Bead
11. Insulating Glass
12. Glazing Cap
13. Top Rail
14. Head Jamb Weather Strip
15. Head Jamb
16. Parting Stop Weather Strip
17. Jamb Parting Stop
18. Side Brick Mould Casing
19. Jamb
20. Jamb Weather Strip

**HEAD JAMB
 AND SILL DETAIL**

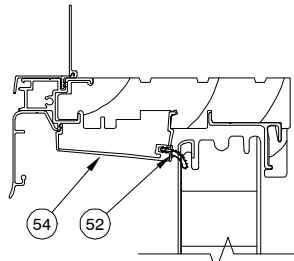
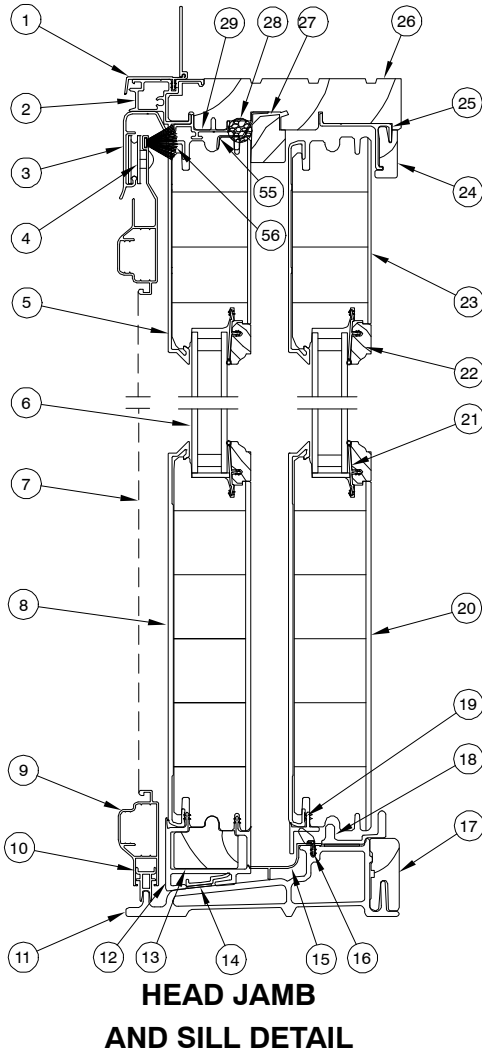


JAMB DETAIL

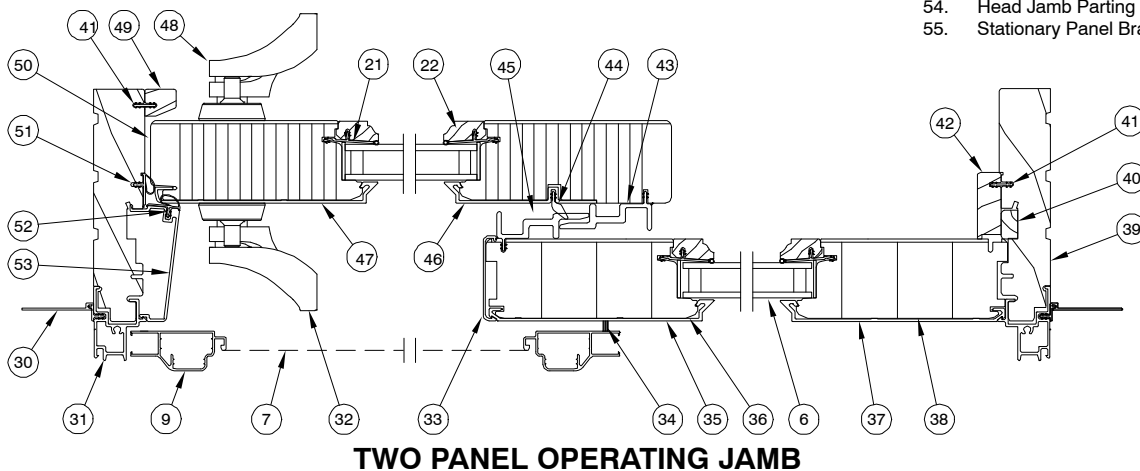
NOTE: Not to scale; specifications subject to change without notice.

CLAD ULTIMATE SLIDING FRENCH DOOR

XO



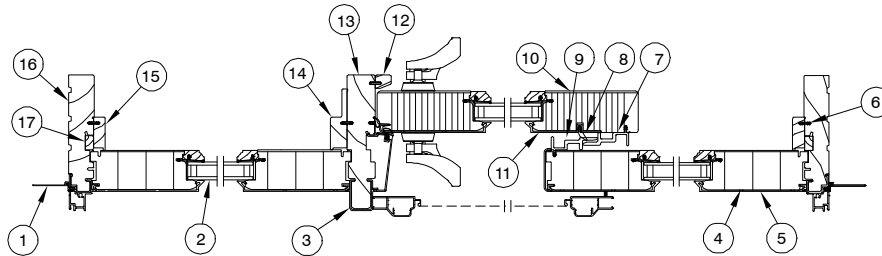
1. Head Jamb Nailing Fin/Drip Cap
2. Head Jamb Cladding
3. Screen Track
4. Screen Roller
5. Top Rail Cladding
6. Insulating Glass
7. Screen Mesh
8. Bottom Rail Cladding
9. Screen Frame
10. Screen Guide Bar
11. Sill
12. Leveling Block
13. Leveling Block Filler
14. Sill Stationary Panel Retainer
15. Sill Condensation Cover
16. Sill Weather Strip
17. Sill Liner
18. Sill Roller Track
19. Panel Drip
20. Bottom Rail
21. Glazing Bead
22. Glazing Cap
23. Top Rail
24. Panel Guide Cover
25. Panel Guide
26. Head Jamb
27. Stationary Panel Cover
28. Backer Rod
29. Stationary Panel Top Filler
30. Jamb Nailing Fin
31. Jamb Cladding
32. Exterior Handle Assembly
33. Edge Cover
34. Screen Pile Weather Strip
35. Stationary Meeting Stile Cladding
36. Stationary Meeting Stile
37. Stationary Jamb Stile Cladding
38. Stationary Jamb Stile
39. Jamb
40. Stationary Jamb Filler
41. Connecting Barb
42. Stationary Jamb Cover
43. Operator Panel Interlock
44. Meeting Stile Weather Strip
45. Stationary Panel Interlock
46. Operating Meeting Stile Cladding
47. Operating Locking Stile Cladding
48. Interior Handle Assembly
49. Jamb Liner
50. Operating Locking Stile
51. Jamb Weather Strip
52. Parting Stop Weather Strip
53. Jamb Parting Stop
54. Head Jamb Parting Stop
55. Stationary Panel Bracket



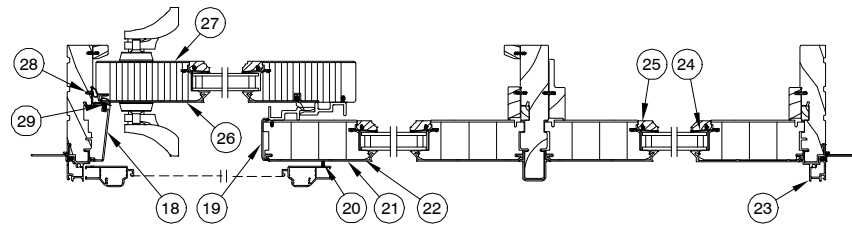
XO

NOTE: Not to scale; specifications subject to change without notice.

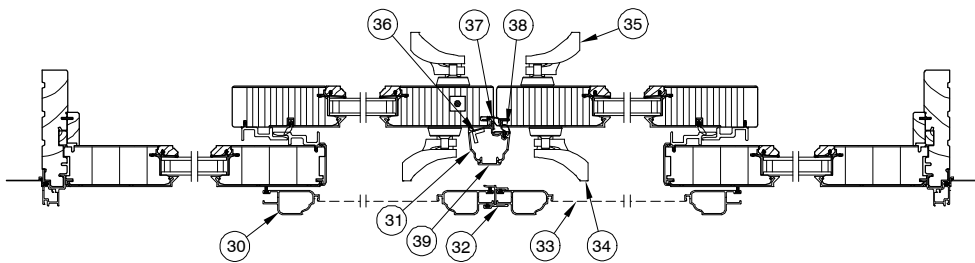
**CLAD ULTIMATE SLIDING FRENCH DOOR
 JAMB DETAIL**



3 PANEL OPERATING JAMB - OXO



3 PANEL OPERATING JAMB - XO0

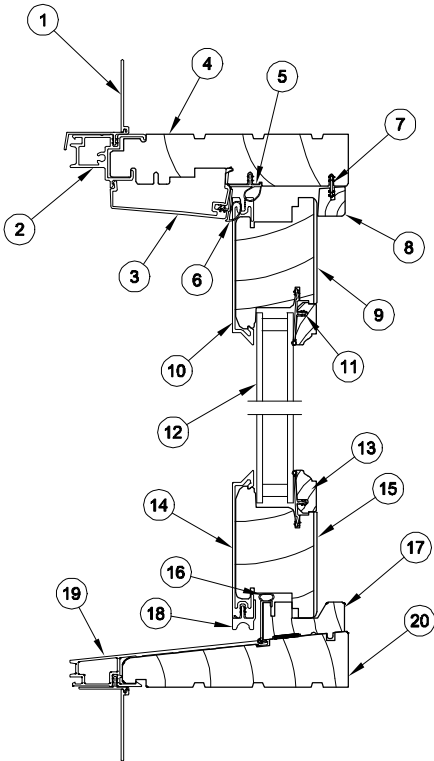


4 PANEL OPERATING JAMB - OXXO

NOTE: Not to scale; specifications subject to change without notice.

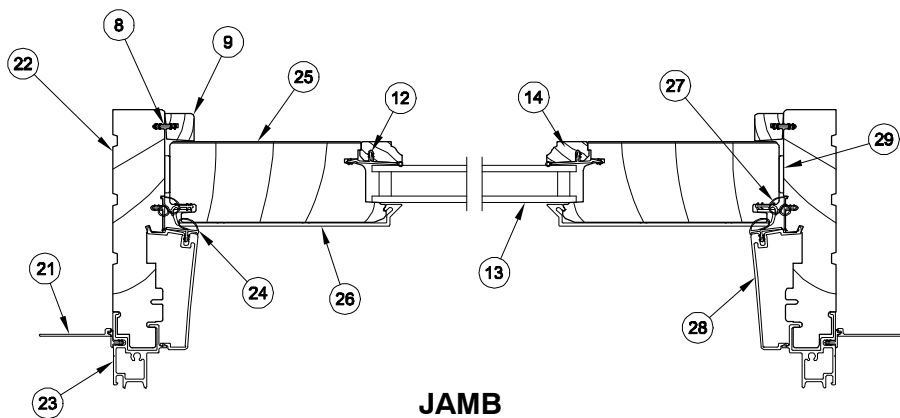
- | | | | |
|--------------------------------------|-------------------------------|---------------------------------------|------------------------------|
| 1. Jamb Nailing Fin | 11. Operating Meeting Stile | 21. Stationary Meeting Stile Cladding | 31. Astragal Cladding A2047 |
| 2. Insulated Glass | 12. Jamb Liner | 22. Stationary Meeting Stile | 32. Screen Astragal |
| 3. Center Jamb Cladding | 13. Center Jamb | 23. Jamb Cladding | 33. Screen |
| 4. Stationary Jamb Stile | 14. Center Jamb Cover | 24. Glazing Bead | 34. Exterior Handle Assembly |
| 5. Stationary Jamb Stile Cladding | 15. Stationary Jamb Cover | 25. Glazing Cap | 35. Interior Handle Assembly |
| 6. Connecting Barb | 16. Jamb | 26. Operating Locking Stile Cladding | 36. Base reinforcement |
| 7. Operating Panel Interlock | 17. Stationary Jamb Filler | 27. Operating Locking Stile | 37. Stile Weather Strip |
| 8. Meeting Stile Weather Strip | 18. Jamb Parting Stop | 28. Jamb Weather Strip | 38. Astragal Weather Strip |
| 9. Stationary Panel Interlock | 19. Edge Cover | 29. Parting Stop Weather Strip | 39. Mull Casing Cover A775 |
| 10. Operating Meeting Stile Cladding | 20. Screen Pile Weather Strip | 30. Screen Frame | |

**CLAD ULTIMATE SLIDING FRENCH DOOR
 IN-SASH TRANSOM**



1. Head Jamb Nailing Fin/Drip Cap
2. Head Jamb Cladding
3. Head jamb Parting Stop
4. Head Jamb
5. Head Jamb Weather Strip
6. Head Jamb Parting Stop Weather Strip
7. Connecting Barb
8. Interior Cover
9. Top Rail
10. Top Rail Cladding
11. Glazing Bead
12. Insulating Glass
13. Glazing Cap
14. Bottom Rail Cladding
15. Bottom Rail
16. Sill Filler Weather Strip
17. Sill Filler
18. Panel Drip
19. Sill Cladding
20. Sill
21. Jamb Nailing Fin
22. Side Jamb
23. Side Jamb Cladding
24. Side Parting Stop Weather Strip
25. Stile
26. Stile Cladding
27. Side Jamb Weather Strip
28. Side Parting Stop
29. Spacer Tack

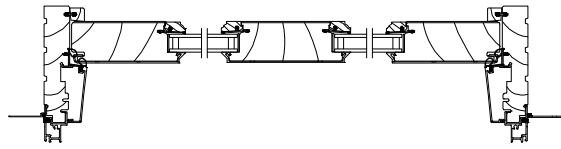
**HEAD JAMB
 AND SILL DETAIL**



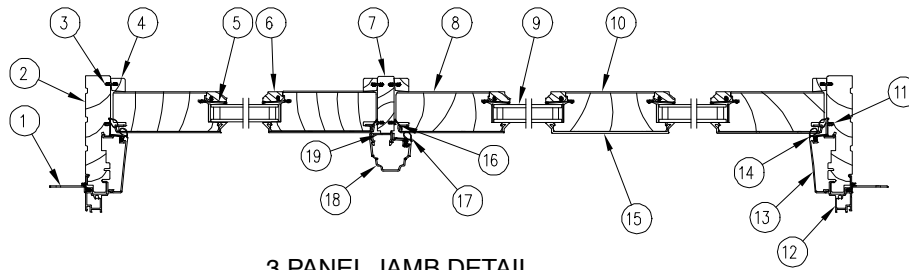
**JAMB
 DETAIL**

NOTE: Not to scale; specifications subject to change without notice.

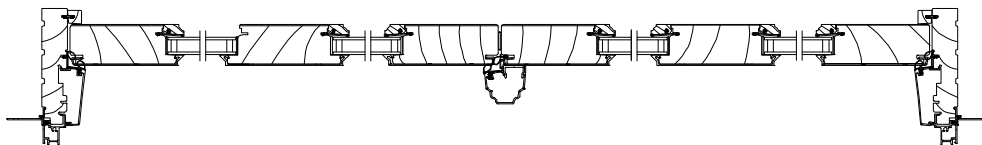
**CLAD ULTIMATE SLIDING FRENCH DOOR IN-SASH TRANSOM
 JAMB DETAIL**



2 PANEL JAMB DETAIL



3 PANEL JAMB DETAIL

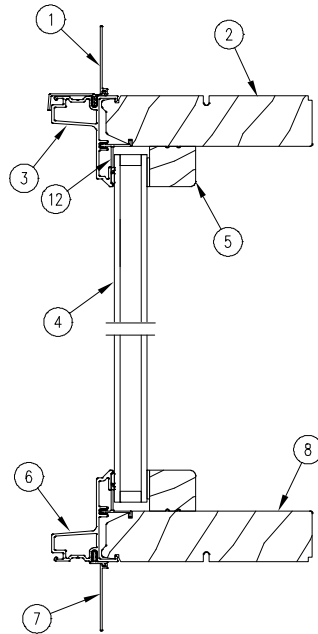


4 PANEL JAMB DETAIL

1. Jamb Nailing Fin
2. Jamb
3. Connecting Barb
4. Interior Cover
5. Glazing Bead
6. Glazing Cap
7. Center Jamb
8. Stile
9. Insulated Glass
10. Center Stile
11. Jamb Weather Strip
12. Jamb Cladding
13. Side Jamb Parting Stop
14. Parting Stop Weather Strip
15. Center Stile Cladding
16. Stile Weather Strip
17. Astragal Weather Strip
18. Astragal
19. Astragal Base

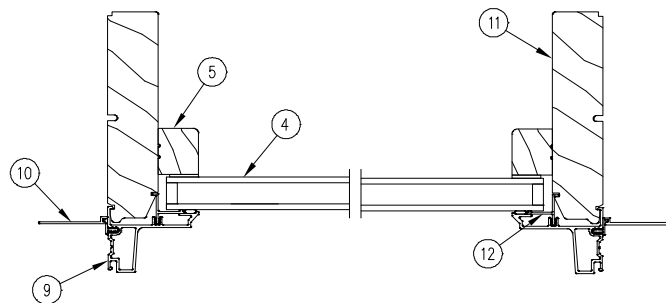
NOTE: Not to scale; specifications subject to change without notice.

**CLAD ULTIMATE SLIDING FRENCH DOOR
DIRECT GLAZE TRANSOM**



- 1. Head Jamb Nailing Fin/Drip Cap
- 2. Head Jamb
- 3. Head Jamb Cladding
- 4. Insulating Glass
- 5. Glazing Bead (W11751)
- 6. Sill Cladding
- 7. Sill Nailing Fin
- 8. Sill
- 9. Jamb Cladding
- 10. Jamb Nailing Fin
- 11. Jamb
- 12. Attachment Barb

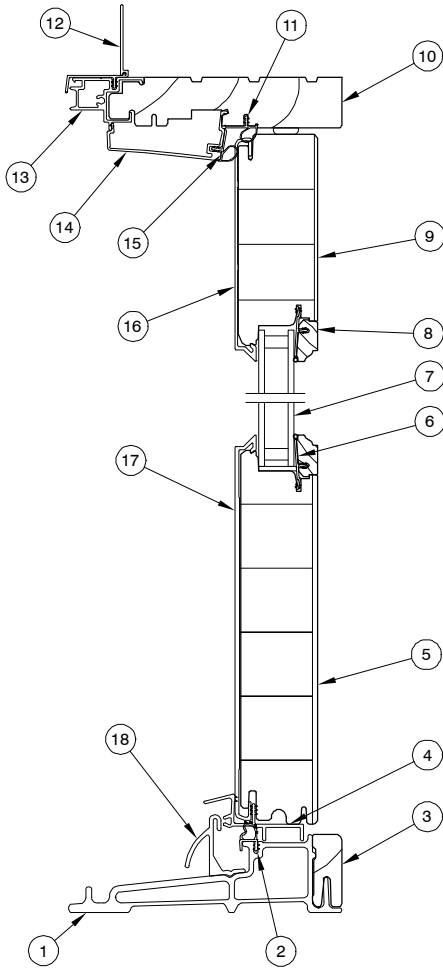
**Head Jamb
and Sill Detail**



Jamb Detail

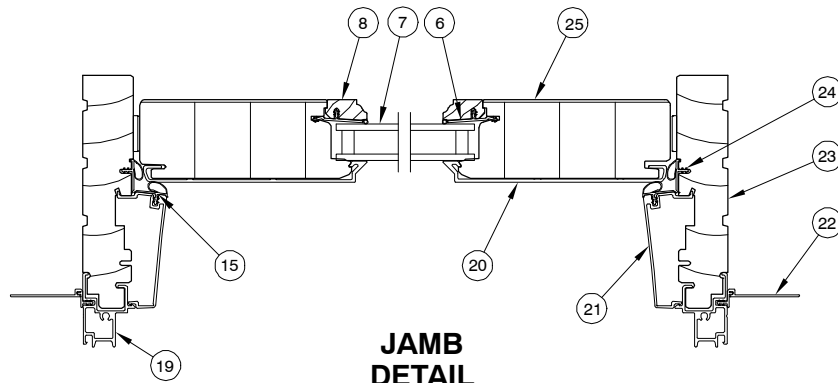
NOTE: Not to scale; specifications subject to change without notice.

**CLAD ULTIMATE SLIDING FRENCH DOOR
 STATIONARY**



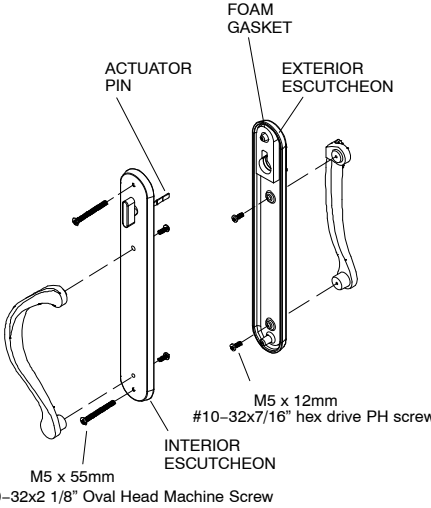
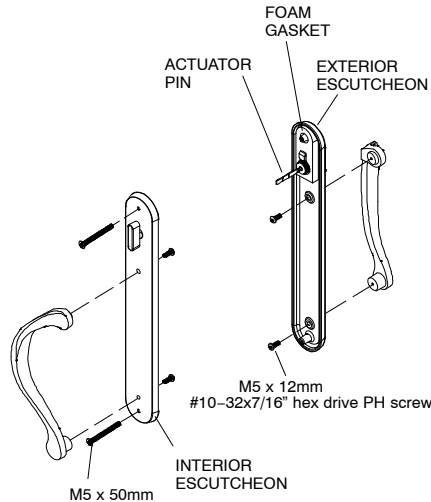
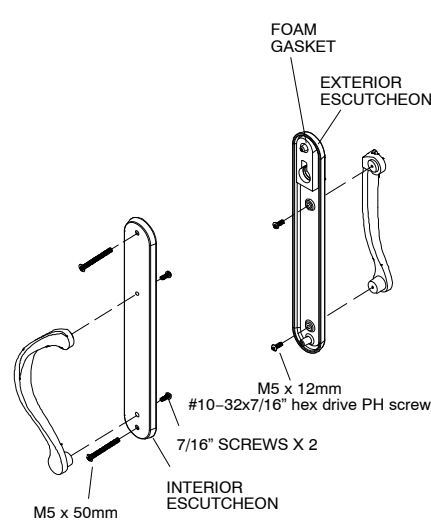
1. Sill
2. Sill Weather Strip
3. Sill Liner
4. Stationary Panel Drip
5. Bottom Rail
6. Glazing Bead
7. Insulating Glass
8. Glazing Cap
9. Top Rail
10. Head Jamb
11. Head Jamb Weather Strip
12. Head Jamb Nailing Fin/Drip Cap
13. Head Jamb Cladding
14. Head Jamb Parting Stop
15. Parting Stop Weather Strip
16. Top Rail Cladding
17. Bottom Rail Cladding
18. Hydro Optimizer
19. Jamb Cladding
20. Stile Cladding
21. Jamb Parting Stop
22. Jamb Nailing Fin
23. Jamb
24. Jamb Weather Strip
25. Stile

**HEAD JAMB
 AND SILL DETAIL**



**JAMB
 DETAIL**

NOTE: Not to scale; specifications subject to change without notice.

ILLUSTRATION NOT TO SCALE	DESCRIPTION	OPER./COLOR	PART NO.
 <p>Labels in illustration: ACTUATOR PIN FOAM GASKET EXTERIOR ESCUTCHEON M5 x 12mm #10-32x7/16" hex drive PH screw INTERIOR ESCUTCHEON M5 x 55mm #10-32x2 1/8" Oval Head Machine Screw</p>	<p>Traditional Handle, Non-Keyed*</p>	<p>Wide* Antique Brass 10830340 Satin Chrome 10830334 Oil Rubbed Bronze 10830107 ORBZ PVD 10830372 Polished Chrome 10830342 Brass PVD 10830356 Satin Nickel PVD 10830424</p> <p>Narrow* Satin Taupe 10830348 Dark Bronze 10830418 White 10830414 Matte Black 10830444</p>	
 <p>Labels in illustration: ACTUATOR PIN FOAM GASKET EXTERIOR ESCUTCHEON M5 x 12mm #10-32x7/16" hex drive PH screw INTERIOR ESCUTCHEON M5 x 50mm #10-32x2 1/8" Oval Head Machine Screw</p>	<p>Traditional Handle, Keyed*</p>	<p>Wide* Antique Brass 10830344 Satin Chrome 10830336 Oil Rubbed Bronze 10830106 ORBZ PVD 10830380 Polished Chrome 10830346 Brass PVD 10830354 Satin Nickel PVD 10830428</p> <p>Narrow* Satin Taupe 10830350 Dark Bronze 10830400 White 10830412 Matte Black 10830446</p>	
 <p>Labels in illustration: FOAM GASKET EXTERIOR ESCUTCHEON M5 x 12mm #10-32x7/16" hex drive PH screw INTERIOR ESCUTCHEON 7/16" SCREWS X 2 M5 x 50mm #10-32x2 1/8" Oval Head Machine Screw</p>	<p>Traditional Inactive Handle*</p>	<p>Wide* Antique Brass 10830360 Satin Chrome 10830338 Oil Rubbed Bronze 10830108 ORBZ PVD 10830332 Polished Chrome 10830358 Brass PVD 10830362 Satin Nickel PVD 10830432</p> <p>Narrow* Satin Taupe 10830352 Dark Bronze 10830420 White 10830416 Matte Black 10830448</p>	

* Wide escutcheon 1 7/8" x 12 1/2" Narrow escutcheon 1 3/8" x 12 1/2"

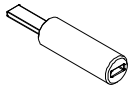

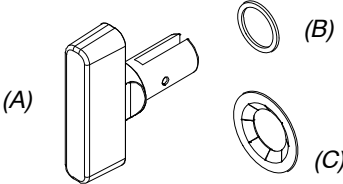

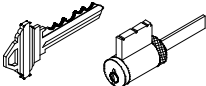




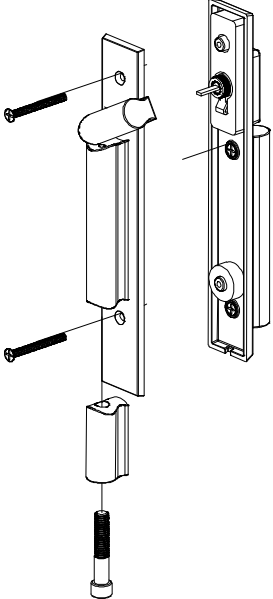
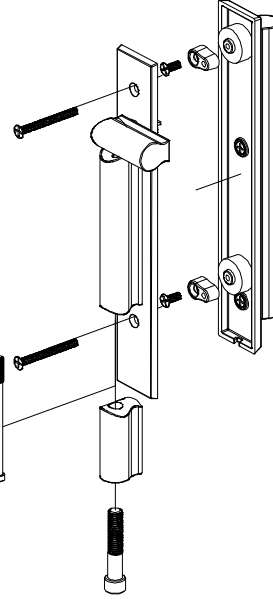
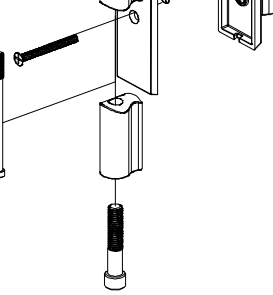
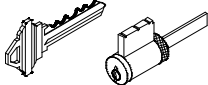



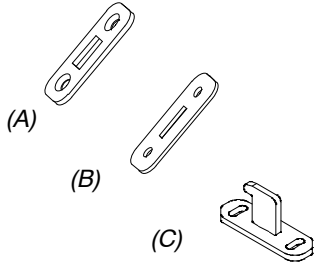
ILLUSTRATION NOT TO SCALE	DESCRIPTION	OPER./COLOR	PART NO.
	Tail Piece Adaptor – Interior Shades		11800171
	#10-32 x 1 1/2" Machine Screw Extension- Interior Shades		11800170
	Thumb Turn <i>Includes:</i> NOTE: For each thumb turn (A), order one thumb turn washer –00143045 (B) and one thumb turn push nut – 00143010 (C).	Satin Taupe Antique Brass White Oil Rubbed Bronze Brass PVD Satin Nickel PVD Satin Chrome Matte Black	00142061 00142055 00142058 00142062 00142054 00142063 00142064 10148480
	Escutcheon Adaptor For Inactive Handle <i>Includes:</i> 1 – #10-32x7/16 hex drive panhead stainless steel screw (00143047)	Zinc Diecast	00143048
	Key Cylinder (Schlage "C" keyway) For service replacement only.	Brass Face Chrome Face	10830211 10830208
	Lug seals		00142046
	#10-32 x 2 1/8" Phillips ovalhead machine screw	Antique Brass White Satin Chrome Oil Rubbed Bronze Brass PVD Satin Taupe Satin Nickel PVD Matte Black	00143038 00143036 10840031 10840032 11800615 11800616 11801020 11800181
	M5 x 8 x 55MM PH ovalhead, Full Thread	Satin Taupe Dark Bronze Oil Rubbed Bronze Satin Nickel Matte Black	10148400 10148401 10148402 10148403 10148440
	Sill Stationary Panel Bracket for French Door Transom MISC 0686 <i>Includes:</i> 1 – Sill stationary panel bracket 2 – #8x5/8" panhead wood screw, (11800780)	Beige	11130358

ILLUSTRATION NOT TO SCALE	DESCRIPTION	OPER./COLOR	PART NO.
	<p>Contemporary Handle, Keyed*</p>	<p>Dark Bronze ORBZ PVD Satin Nickel PVD Matte Black</p>	<p>10148206 10148207 10148205 10148208</p>
	<p>Contemporary Handle, Non-Keyed*</p>	<p>Dark Bronze ORBZ PVD Satin Nickel PVD Matte Black</p>	<p>10148215 10148216 10148217 10148218</p>
	<p>Contemporary Inactive Handle*</p>	<p>Dark Bronze ORBZ PVD Satin Nickel PVD Matte Black</p>	<p>10148219 10148220 10148221 10148222</p>
	<p>Key Cylinder (Schlage "C" keyway) For service replacement only.</p>	<p>Brass Face Chrome Face</p>	<p>10830216 10830213</p>
	<p>Indexing Tail Piece</p>	<p>Steel</p>	<p>10830155</p>

* Traditional and Contemporary handles are not interchangeable.

ILLUSTRATION NOT TO SCALE	DESCRIPTION	OPER./COLOR	PART NO.
	Rubber Bumper	Beige Black	02101000 02101006
 (2 point shown)	Multi Point Lock Includes: 1 - Multi Point lock assembly 2 pt lock - 5-#8x1 1/2" Phillips flathead stainless steel (11800850) 3 pt lock - 5-#8x1 1/2" Phillips flathead stainless steel (11800850)	2 pt. lock / SS 3 pt. lock / SS	05700317 05700318
	Plate Cover A - Plate Cover - 11860042 Shim B - Shim - 18900501 3 required at center keeper and at bottom keeper on a 2 pt lock. Strike Hook C - Strike Hook - 11860041 Screws each: 11800648 - #8x2.5" flathead screw 2 required per keeper when installed on inactive panel 11800645 - #8x1" flathead screw SS 2 required when installed on jamb. 11800647 - #8-32x1" flathead machine screw, 2 required when installed on center jamb. 05080250 - #8-32 thread, SS T-nut, 2 required when installed on center jamb.	Order components as needed per each application	

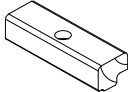
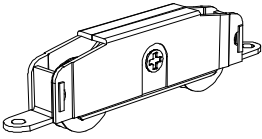
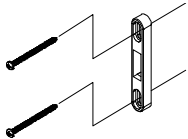


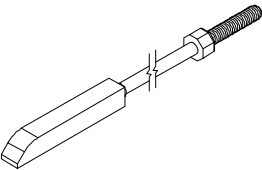
 Bumper Block, Head Jamb or Sill	
Finish	Wood Species
Pine	
Bare	75151605
Prime	75181808
White (PIF)	75151807
Designer Black (PIF)	75151809
Clear	75151800
Wheat	75151801
Honey	75151802
Hazelnut	75151803
Leather	75151804
Espresso	75151805
Cabernet	75151806

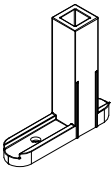

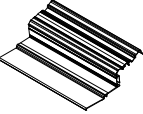

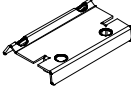
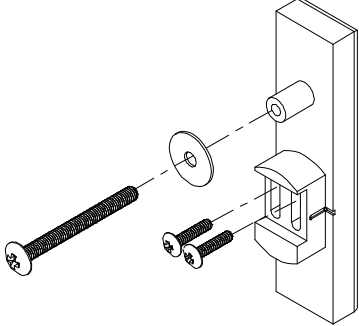
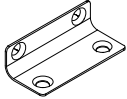
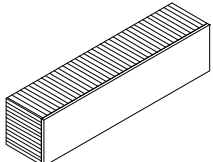
ILLUSTRATION NOT TO SCALE	DESCRIPTION	OPER./COLOR	PART NO.																				
	<p>Operator Panel Roller (Tandem-Adjustable) Includes: 1 - Operator panel roller 2 - #8x1" Phillips flathead wood screws ZYD (11800810) SS (11800645)</p>	<p>ZYD Stainless Steel</p>	<p>10820003 10820004</p>																				
	<p>Head Jamb Strike Inactive Panel OXXO Includes: 1 - Strike 2 - T nuts (05080250) 2 - #8-32x3/4" panhead machine screws (11800730)</p>	<p>ZYD</p>	<p>10148195</p>																				
	<p>Inactive Panel Flush Bolt Includes: 1 - Flush bolt</p>		<p>11101780</p>																				
	<p>Cover Includes: 1 - Cover 2 - #8x 1" Phillips flathead wood screws</p>	<p>Aluminum</p>	<p>11860402</p>																				
	<p>Locking Rod Includes: 1 - Locking rod with end bolt</p> <table border="1" data-bbox="665 1060 998 1249"> <thead> <tr> <th>Height</th> <th>Top Locking Rod Length</th> <th></th> <th></th> </tr> </thead> <tbody> <tr> <td>CN 6-8 ht</td> <td>11"</td> <td>SS</td> <td>05700180</td> </tr> <tr> <td>CN 7-0 ht</td> <td>11"</td> <td>SS</td> <td>05700185</td> </tr> <tr> <td>CN 8-0 ht</td> <td>27"</td> <td>SS</td> <td>05700180</td> </tr> <tr> <td>CN 9-0 ht</td> <td>34 1/4"</td> <td>SS</td> <td>05700170</td> </tr> </tbody> </table>	Height	Top Locking Rod Length			CN 6-8 ht	11"	SS	05700180	CN 7-0 ht	11"	SS	05700185	CN 8-0 ht	27"	SS	05700180	CN 9-0 ht	34 1/4"	SS	05700170		
Height	Top Locking Rod Length																						
CN 6-8 ht	11"	SS	05700180																				
CN 7-0 ht	11"	SS	05700185																				
CN 8-0 ht	27"	SS	05700180																				
CN 9-0 ht	34 1/4"	SS	05700170																				



Roller Adjustment Plug

Finish	Wood Species		
	Pine	Cherry	Mahogany
Bare	01060619	-	-
Prime	11100952	-	-
White (PIF)	39200619	-	-
Designer Black (PIF)	39200620	-	-
Clear	31660619	11100916	11100923
Wheat	11100910	11100917	11100924
Honey	11100911	11100918	11100925
Hazelnut	11100912	11100919	11100926
Leather	11100913	11100920	11100927
Espresso	11100914	11100921	11100928
Cabernet	11100915	11100922	11100929

NOTE: Douglas fir uses BA plugs uses Mahogany plugs.

ILLUSTRATION NOT TO SCALE	DESCRIPTION	OPER./COLOR	PART NO.
	<p>End Bolt Guide <i>Inactive Panels - OXXO</i> Includes: 1 - End Bolt guide 1 - #8x1 1/2" Phillips panhead wood screw (11865159)</p>		10815199
	<p>Sill Plug, Transom Clad only</p>	CL	10500232
	<p>Threshold Protector 30" length Pkg 20</p>		11869675 11869676
	<p>Sill Drain Filter</p>		10500240
	<p>Stationary Panel Head Jamb Bracket Includes: 1 - Bracket 4 - #8x1" flat head screws (11800810)</p>	Galvanized steel	11860213
	<p>Construction Lock Assembly For Marvin residential swinging and sliding doors with standard locks. Includes: 1 - Construction Lock Cover 1 - Construction Lock Hole Cover 1 - Washer 2 - #6-32 X 5/8" Phillips TH screws 1 - #10-32 X 2" Phillips TH screw</p>	Each 25/Box	18450200 18450198
	<p>Stationary Sash to Jamb Bracket Includes: 1 - Stationary bracket 2 - #7 x 7/8" flathead (11800758) 2 - #7 x 1 1/4" flathead (11807113)</p>	Galvanized Steel	11841001
	<p>Dust Block, Low Profile Sill</p>		10500296

AUXILIARY FOOT BOLT KIT

SLIDING DOOR AUXILIARY FOOT BOLT KIT

Includes:

1 – Foot Bolt Assembly

(Foot Bolt (a) white–11101777, beige – 11101778, and bronze –11101779, Lock Plate Assembly (c), #8 x 2 3/4" Screws (d), Installation Template (b), and Installation Instructions)

1 – Bumper Stop (e)

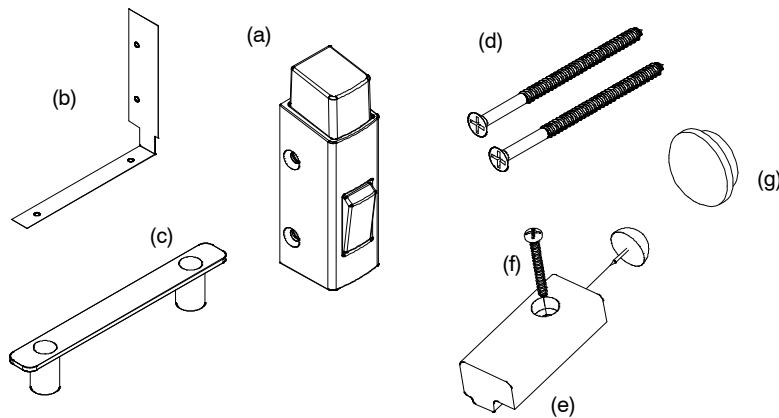
1 – #8 x 1 1/2" Screw (f)

1 – Roller Adjustment Plug (g)

NOTE: Not available on low-profile sill

COLOR/CONFIGURATION

Species	White / XO	White / OX	Beige / XO	Beige / OX	Bronze / XO	Bronze / OX
Pine	11101760	18900611	11101761	18900612	11101762	18900613
Cherry	18900614	18900617	18900615	18900618	18900616	18900619
Vert Grain Douglas Fir	18900620	18900623	18900621	18900624	18900622	18900625
Mix Grain Douglas Fir	18900638	18900641	18900639	18900642	18900640	18900643
Oak	18900632	18900635	18900633	18900636	18900634	18900637
Mahogany	18900626	18900629	18900627	18900630	18900628	18900631

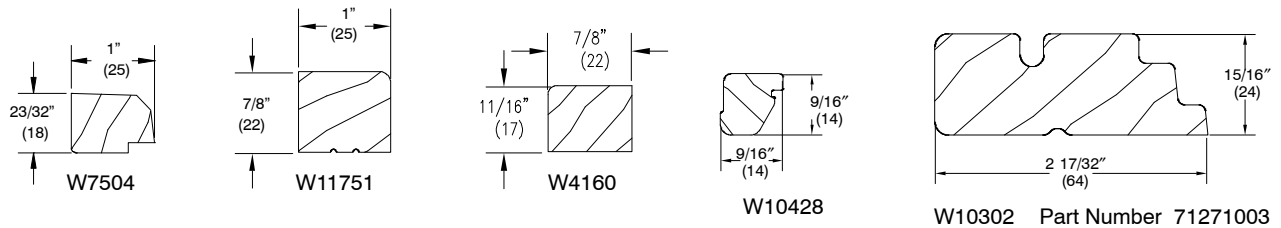
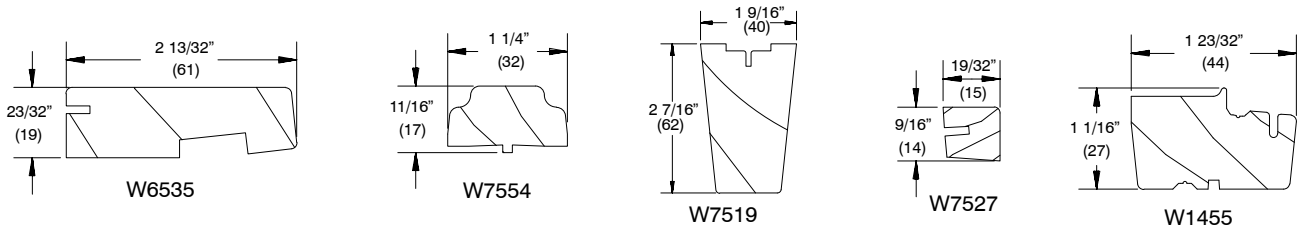
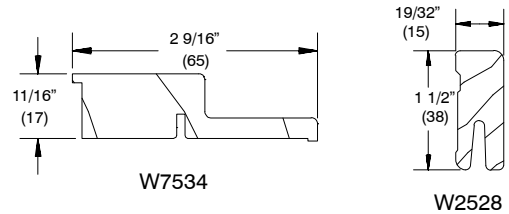
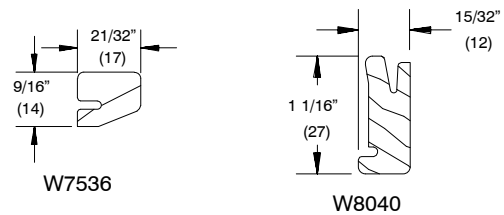
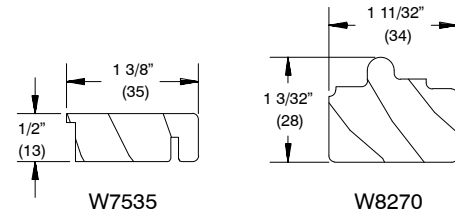
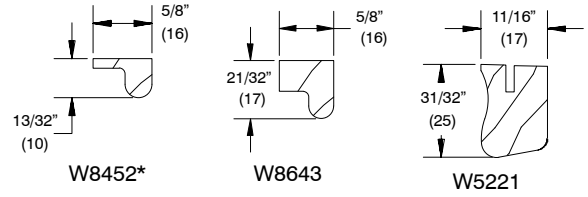


CURRENT REPLACEMENT WOOD PARTS

	Clad	Wood
Stationary Panel Top Spacer*	W8452*	W8452*
Stationary Panel Bottom Spacer	W8643	W8643
Screen Track Filler	---	W5221
Stationary Jamb Cover	W7535	W7535
Leveling Block Filler	W8270	W8270
Jamb Liner	W7536	W7536
Panel Guide	W8040	W8040
Center Jamb Cover	W7534	W7534
Sill Liner	W2528	W2528
Head Jamb and Jamb Parting Stop	---	W6535
Mull Casing Cover	---	W7554
Exterior Center Jamb (Transom)	---	W7519
Interior Cover (Transom)	W7527	W7527
Mull Casing Base	---	W1455
Stationary Panel Head Jamb Cover	W7504	W7504
Interior Glazing Bead Direct Glaze Transom June 24, 2013 – present	W11751	W11751
Sill Nosing – Transom	---	W12032
Sill Nosing – Transom (total R.O. continuous casing)	---	W12031
Oak Sill Liner, Low Profile Sill	W10428	W10428
Bumper Stop Block, Low Profile Sill P# 71271003	W10302	W10302

NOTE: Replacement wood parts are supplied with connecting barb (where applicable).

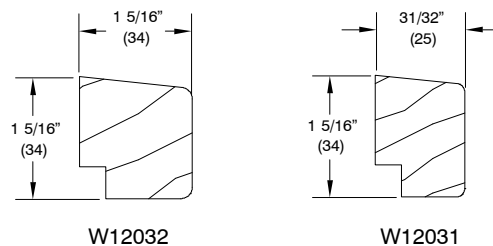
* Replaced with stationary bracket .



TO ORDER REPLACEMENT WOOD PARTS

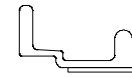
When ordering replacement wood parts specify:

1. profile number;
2. rough opening;
3. handing;
4. length;
5. finish.

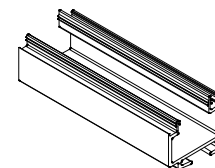


ORDERING REPLACEMENT VINYL AND FIBERGLASS PARTS FOR THE ULTIMATE SLIDING FRENCH DOOR


	Clad	Wood
Roller Track – Beige or Black	V1745	V1745
Leveling Block – Beige or Black	V1755	V1755
Panel Drip – Beige or Black	V1012	V1012
Condensation Cover – Beige or Black	V1131	---
Ultrex Sill – Beige or Bronze	F2010	F2010
Sill, Low Profile	F2017	F2017
Roller Track, Low Profile Sill – Beige or Black	V1846	V1846
Stat Panel Seal, Low Profile Sill – Beige or Black	V1865	V1865
Weather Strip, Interior, Low Profile Sill – Beige or Black	V1793	V1793
Weather Strip, Exterior, Low Profile Sill, – Beige or Bronze	V1138	V1138
Panel Drip, Low Profile Sill – Beige or Black	V1823	V1823



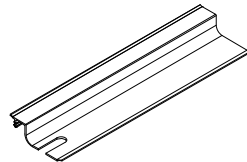
V1745



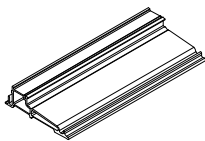
V1755




V1012



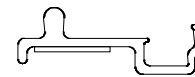
V1131



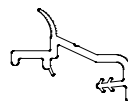
F2010



F2017



V1846



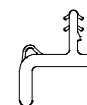
V1865



V1793



V1138



V1823

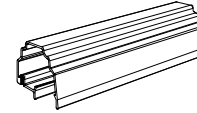
TO ORDER REPLACEMENT PARTS

When ordering replacement parts specify:

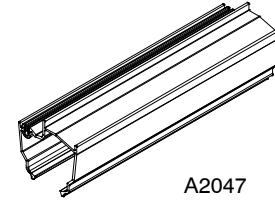
1. profile number;
2. rough opening;
3. length;
4. handing;
5. finish.

ORDERING REPLACEMENT ALUMINUM PARTS FOR THE ULTIMATE SLIDING FRENCH DOOR

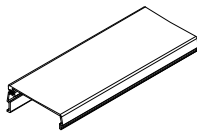
	Clad	Wood
Head Jamb, Jamb Parting Stop	A836	---
Astragal Base and Transom Center Jamb Base	A771	---
Astragal Cladding and Transom Center Jamb Cladding	A772	---
Header Panel Guide Fastener	A1014	A1014
Stationary Meeting Stile Clad Edge Cover	A778	
Mull Fastener – Transom	A850	---
Astragal Clad only (for OXXO door)	A2047	---
Clad Mull Casing Cover (used with A2047)	A775	---



A772




A2047



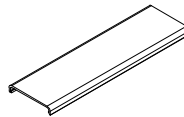
A836



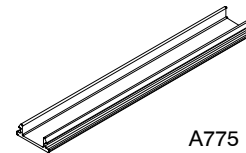
A771



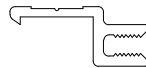
A1014



A778



A775



A850

TO ORDER REPLACEMENT PARTS

When ordering replacement parts specify:

1. profile number;
2. rough opening;
3. length;
4. handing;
5. finish.

ORDERING REPLACEMENT PANELS FOR THE ULTIMATE SLIDING FRENCH DOOR

NOTE: For inactive panels with flush bolts, if panel height is greater than or equal to 104 1/2" and the door was manufactured before 08/28/2016 order appropriate Locking Rod.

To order replacement panels specify:

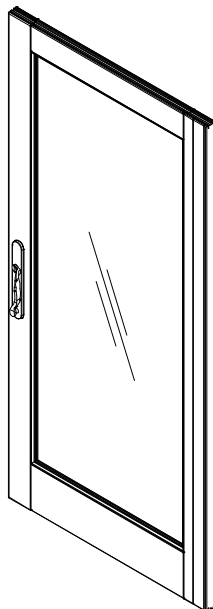
- | | |
|---|---|
| <ol style="list-style-type: none"> 1. OM of panel;
<i>NOTE: OM of panel does not include astragal.</i> 2. active, inactive or stationary (specify astragal if applicable); 3. handing; | <ol style="list-style-type: none"> 4. glazing; 5. finish; 6. Pre 2000; 7. 2 point or 3 point locking door. 8. glazing bead profile <ol style="list-style-type: none"> a. bevel b. square 9. Hardware option: traditional, contemporary, or architectural |
|---|---|

CLAD AND WOOD SLIDING FRENCH DOOR (PRE 2000)

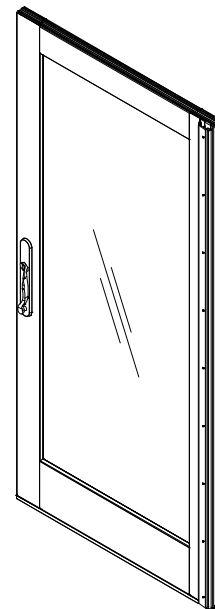
CN	Panel OSM		Panel DLO	
	Width	Height	Width	Height
2665	29 3/4"	75 3/4"	20 1/4"	62 7/8"
3065	35 3/4"	75 3/4"	26 1/4"	62 7/8"
4065	47 3/4"	75 3/4"	38 1/4"	62 7/8"
2668	31 1/4"	79"	21 3/4"	66 1/8"
3068	37 1/4"	79"	27 3/4"	66 1/8"
4068	49 1/4"	79"	39 3/4"	66 1/8"
8/0 Height		95"		82 1/8"

Units will have:

- 4 3/4" top rails, 8 1/8" bottom rails, 4 3/4" stiles
- Mushroom bolts used until 2002



**Wood Active Panel
 Exterior View**



**Clad Active Panel
 Exterior View**

NOTE: Panels feature no bore (standard).
 Operating panels include sweep.
 Stationary panels include leveling block.

ULTIMATE SLIDING FRENCH DOOR WEATHER STRIP

When ordering replacement weather strip specify:

1. quantity;
2. length;
3. part number;
4. description.

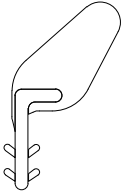

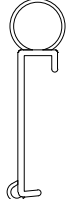
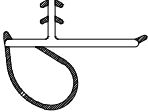
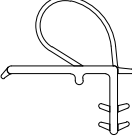


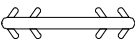
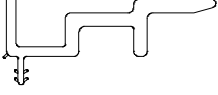


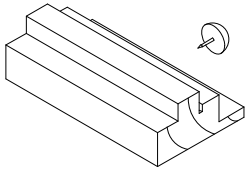
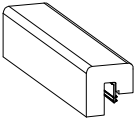
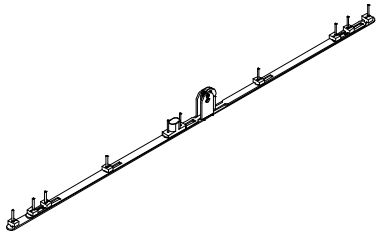

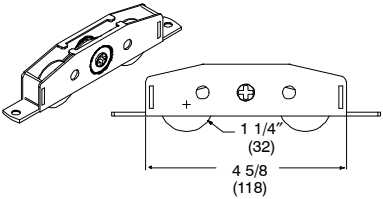
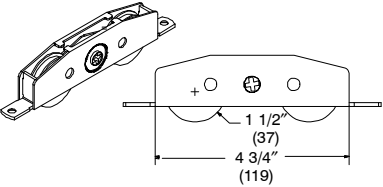
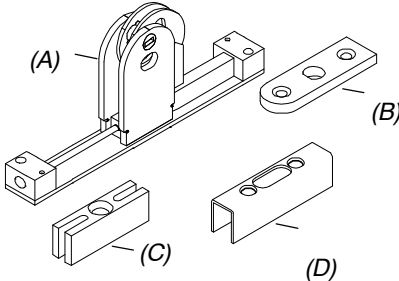
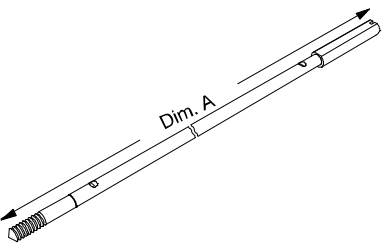
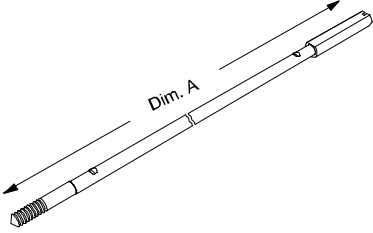
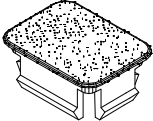
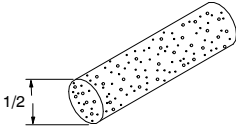
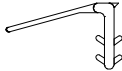
ILLUSTRATION <i>NOT TO SCALE</i>	DESCRIPTION	LENGTH	OPER./COLOR	PART NUMBER
	Sill/Meeting Stile Weather strip V1138	Specify Length	BG BZ	15910499 15910799
	Bulb Weather strip, Meeting Stile V192 Used until June 2010	192" 192"	BG BK	(15900118) (15900117) Replaced by V1138
	Bulb Weather strip, Transom Sill Filler V775	Specify Length	BG BK	15610099 15610098
	Bulb Weather strip, Jambs, Astragal and Transom V796	189 23/32"	BG BK	15173298 15173398
	Inactive Panel Stile Center V780	150" 150"	BG BK	15174099 15174098
	Head Jamb, Parting Stop V1194	144" 150"	BG BK	17003599 15977999

ILLUSTRATION NOT TO SCALE	DESCRIPTION	LENGTH	OPER./ COLOR	PART NUMBER
	Stationary Panel Cover Pile Dust Block Adhesive backed 2 1/4" x 1 3/8" x 1/2"		GY	15600004
	Connecting Barb V803 NOTE: Color may vary depending on current stock.	Specify Length		15812999
	Interlock, Stationary and Operating Panel V1828 Attached with #6x1 1/2" Phillips panhead Stainless Steel screws	116 5/16" (2954)	BG BK	15215199 15216199
	Dust Block, Parting Stop 1 3/8" x 3/8" x 1/2"		GY	15600010
	Dust Block, Astragal or Panel 1 3/8" x 1/4" x 3/8"			10500049

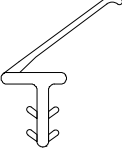
OBSOLETE PARTS

ILLUSTRATION NOT TO SCALE	DESCRIPTION	COLOR	PART NO.
	<p>Bumper Block, Head Jamb Length: 4 1/2" (with rubber bumper)</p>		75151604
	<p>Door Stop, Sill V807 – 5"</p>	Beige	18051311
	<p>Multi Lock Hardware Assembly <i>Includes:</i> 1 – Multi lock assembly 10 – #8x1 1/2" Phillips flathead wood screws (hardware assembly) <i>Used for pre 5/2002 doors</i></p>	ZYP SS	10145001 NA
	<p>Offset Mushroom Bolt</p>	ZYP SS	11100413 NA
	<p>Operator Panel Small Roller (Tandem-Adjustable) Used before 2002 <i>Includes:</i> 1 – Operator panel roller 2 – #8x1" Phillips flathead wood screws</p>	ZYP SS	10820000 NA
	<p>Operator Panel Large Roller (Tandem-Adjustable) <i>Includes:</i> 1 – Operator panel roller 2 – #8x1" Phillips flathead wood screws</p>	ZYP SS	10820001 10820002
	<p>Inactive Panel Hardware Assembly <i>Includes:</i> 1 – Hardware assembly (A) 1 – Guide plate (B) 1 – Adjustable strike slide (C) 1 – Strike cover (D) 2 – #10–24x1 1/2" Phillips flathead machine screws with T-nuts (strike) 4 – #8x1 1/2" Phillips flathead wood screws (hardware assembly and guide plate)</p>	ZYP SS	10510132 NA
	<p>Locking Rod</p> <p>CN 6–5 ht. 34 5/32" (868) CN 6–8 ht. 37 13/32" (950) CN 8–0 ht. 50 15/16" (1294)</p> <p>NOTE: For special heights give dimension A.</p>		NA

OBSOLETE PARTS

ILLUSTRATION NOT TO SCALE	DESCRIPTION	LENGTH-COLOR	PART NO.
	<p>Locking Rod</p> <p>CN 6-5 ht. 34 5/32" (868) CN 6-8 ht. 37 13/32" (950) CN 8-0 ht. 53 13/32" (1357)</p> <p>NOTE: For special heights give dimension A.</p>		<p>NA NA 10830013</p>
	<p>Leveling Block Cap</p>	<p>BG</p>	<p>11868010</p>
	<p>Foam Backer Rod Specify Length Clad Only</p>	<p>GY</p>	<p>10500204</p>
	<p>Sill Weather Strip V791 Color: Beige</p>	<p>99 5/16"</p>	<p>15641160</p>

OBSOLETE PARTS

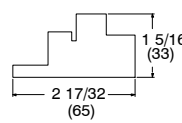
ILLUSTRATION NOT TO SCALE	DESCRIPTION	COLOR	PART NO.
	<p>Head Jamb, Parting Stop, Astragal V795</p> <p style="text-align: right;">79 5/16" 79 5/16"</p>	<p>BG BK</p>	<p>15646068 15646069</p>

OBSOLETE REPLACEMENT WOOD PARTS

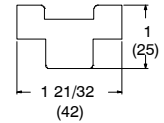
Built around you.®

OBSOLETE REPLACEMENT WOOD PARTS

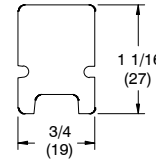
	Clad	Wood
Head Jamb Filler	W7516	W7516
Stationary Panel Top Filler	---	W7506
Leveling Block Filler	W7508	W7508
Head Jamb Liner	W7274	W7274
Sill Liner	W7532	---
Panel Top Track	W7583	W7583
Panel Guide	W7502	W7502
Astragal for OXXO	W7570	W7509
Bottom Rail Block (Stationary)	W7510	W7510
NOTE: Replacement wood parts are supplied with connecting barb (where applicable).		



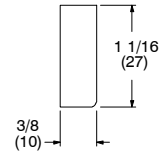
W7516 – Head Jamb Filler



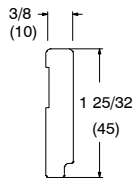
W7506 – Stationary Panel Top Filler – Wood



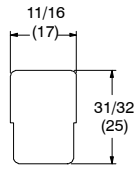
W7508 – Leveling Block Filler



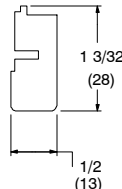
W7274 – Head Jamb Liner



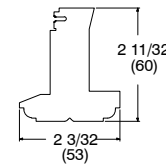
W7532 – Sill Liner (oak)



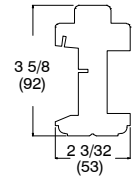
W7583 – Panel Top Track



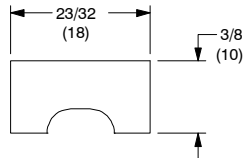
W7502 – Panel Guide



W7570 – Astragal for OXXO – Clad



W7509 – Astragal for OXXO – Wood



W7510 – Bottom Rail Block (Stationary)

TO ORDER OBSOLETE REPLACEMENT WOOD PARTS

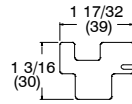
When ordering replacement wood parts specify:

1. profile number;
2. rough opening;
3. handing;
4. length;
5. finish.

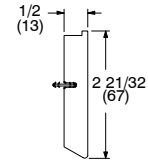
OBSOLETE REPLACEMENT WOOD PARTS

OBSOLETE	Clad	Wood
Stationary Panel Top Filler	W7572	---
Stationary Jamb Filler	W7576	W7501
Jamb Liner	W7505	W7505
Center Jamb Liner	W7514	W7514
Head Jamb and Jamb Parting Stop	---	W7500
Interior Cover	W7515	W7515
Panel Top Track	---	W7503
Panel Top Track	W7573	W7573
Sill Nosing (Transom – pre-June 24, 2013)	---	W8653
Exterior Part Stop (Transom – pre-June 24, 2013)	---	W8474
Interior Glazing Bead Direct Glaze Transom Pre-June 24, 2013	W4160	W4160

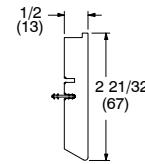
NOTE: Replacement wood parts are supplied with connecting barb (where applicable).



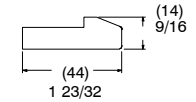
W7572 – Stationary Panel Top Filler – Clad



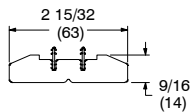
W7576 – Stationary Jamb Filler – Clad



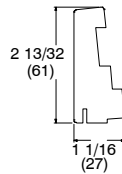
W7501 – Stationary Jamb Filler – Wood



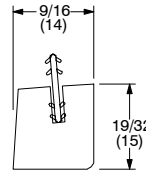
W7505 – Jamb Liner



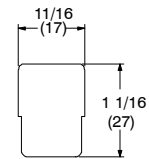
W7514 – Center Jamb Liner



W7500 – Head Jamb and Jamb Parting Stop – Wood



W7515 Interior Cover

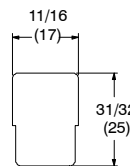


W7503 – Panel Top Track – Wood

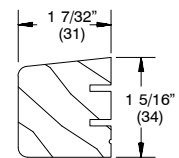
TO ORDER REPLACEMENT WOOD PARTS

When ordering replacement wood parts specify:

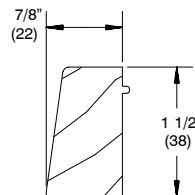
1. profile number;
2. call number or rough opening;
3. handing;
4. length;
5. finish.



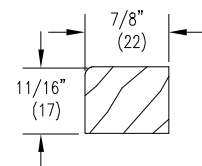
W7573 – Panel Top Track



W8653 – Sill Nosing



W8474 – Exterior Part Stop

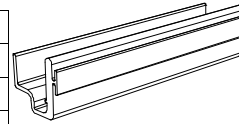


W4160

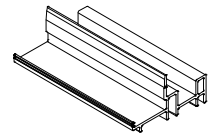
ORDERING REPLACEMENT VINYL, ALUMINUM OR FIBERGLASS PARTS FOR THE SLIDING FRENCH DOOR

	Clad	Wood
Roller Track – Beige	V786	----
Leveling Block – Beige	V792	V792
Stationary Panel Fastener and Panel Guide Fastener <i>NOTE: Color may vary depending on current stock.</i>	V793	V793
Panel Drip – Beige	V800	V800
Roller Track Cover – Beige	V830	----
Sill Track (for interior oak sill)	----	A640
Ultrex Sill – Beige	F254*	F254*
Stationary Panel Clad Filler	----	A703
Screen Track	----	A641
Sill Cover and Ultrex Sill Core Assembly – Beige	V790/F250*	V790/F250*

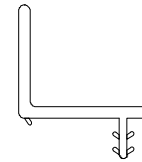
* No longer available.



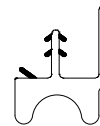
V786 – Roller Track



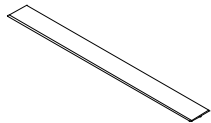
V792 – Leveling Block



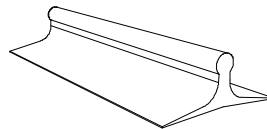
V793 – Stationary Panel Fastener and Panel Guide Fastener



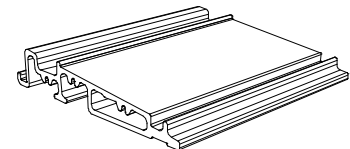
V800 – Panel Drip



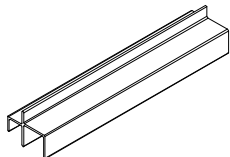
V830 – Roller Track Cover



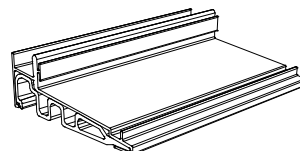
A640 – Sill Track
(For interior oak sill)



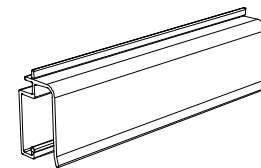
F254* – Ultrex Sill



A703 – Stationary Panel Clad Filler



V790/F250* – Sill cover and Ultrex Sill Core Assembly



A641* – Screen Track
Replaced by A777

TO ORDER REPLACEMENT PARTS

When ordering replacement parts specify:

1. profile number;
2. rough opening;
3. length;
4. handing;
5. finish.

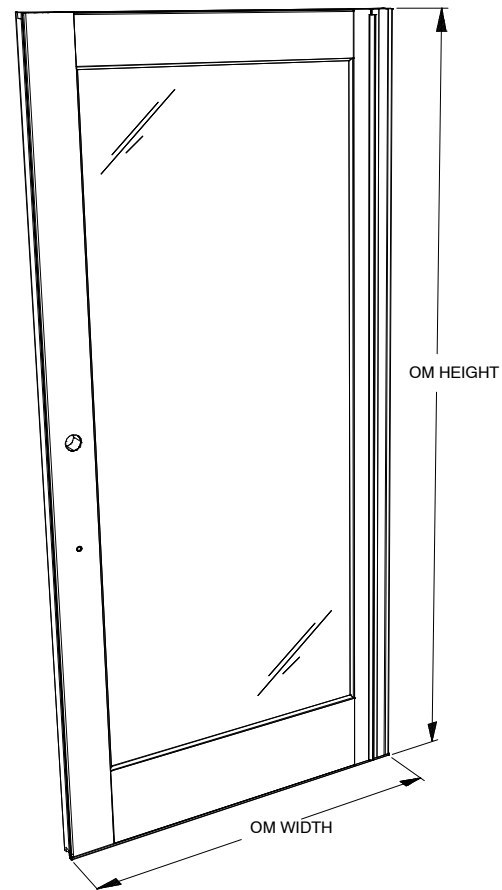
ORDERING OBSOLETE REPLACEMENT PANELS FOR THE SLIDING FRENCH DOOR

To order replacement panels specify:

1. OM of panel;
NOTE: OM of panel does not include astragal.
2. active, inactive or stationary (specify astragal if applicable);
3. handing;
4. glazing;
5. finish;
6. Pre 2002;



**Wood Active Panel
Exterior View**



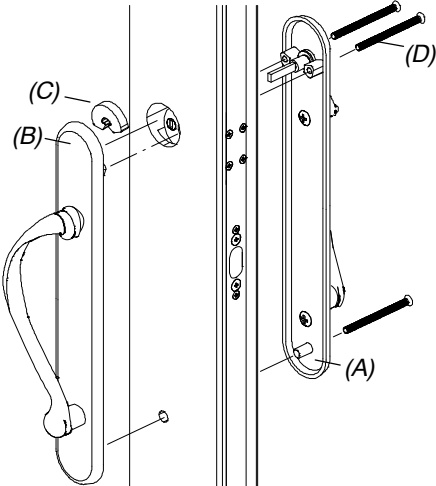
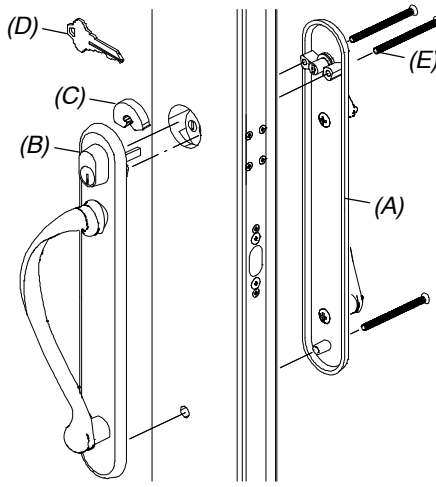
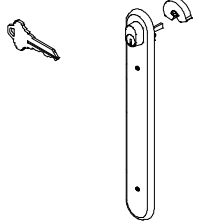

**Clad Active Panel
Exterior View**

NOTE: Active panels include sash rollers, meeting stile Weather Strip, panel drip and interlock.

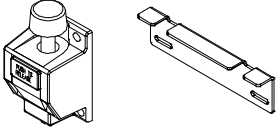
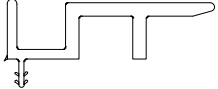

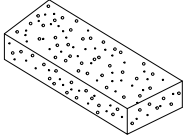
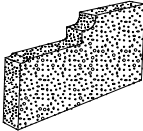
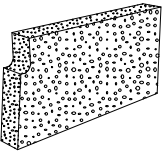

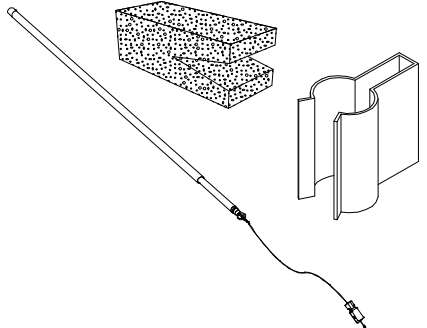
Inactive panels include sash rollers, meeting stile Weather Strip, panel drip, interlock and astragal with mushroom bolts and Weather Strip.

Recommended order with hardware installed, if not astragal separate.

Stationary panels include panel fastener, clad panels also include a stationary top filler.

ILLUSTRATION NOT TO SCALE	DESCRIPTION	OPER./COLOR	PART NO.
	<p>Handle, Solid Brass, Non-Keyed</p>	<p>Left Hand Brass Antique Brass Polished Chrome Brushed Chrome White PVD</p> <p>Right Hand Brass Antique Brass Polished Chrome Brushed Chrome White PVD</p>	<p>NA</p> <p>Use current wide style handle. Refer to Service Manual for retrofit instructions.</p>
	<p>Handle, Solid Brass, Keyed (Schlage "C" Keyway)</p>	<p>Left Hand Brass Antique Brass Polished Chrome Brushed Chrome White PVD</p> <p>Right Hand Brass Antique Brass Polished Chrome Brushed Chrome White PVD</p>	<p>NA</p> <p>Use current wide style handle. Refer to Service Manual for retrofit instructions</p>
	<p>Escutcheon Plate, Keyed (Schlage "C" Keyway) Non-Handed</p>	<p>Brass</p>	<p>NA</p>
	<p>Stop clip with screws</p>		<p>00142016 Check for availability</p>

DISCONTINUED PARTS

ILLUSTRATION NOT TO SCALE	DESCRIPTION	OPER./COL OR	PART NO.
	<p>Auxiliary Foot Bolt, Package</p>	<p>BG</p>	<p>N/A Replaced by Auxiliary Foot bolt Kit</p>
	<p>Interlock, Stationary and Operating Panel V797</p>		<p>N/A Replaced by V1828</p>
	<p>#10-32x2" Phillips Oval Head Machine Screw</p>	<p>Polished Chrome</p>	<p>NA</p>
	<p>Foam, Leveling Block Gasket 5/16" x 3/4" x 2"</p>	<p>BK</p>	<p>NA</p>
	<p>Foam Gasket, Roller Track at Center Jamb</p>	<p>BK</p>	<p>NA</p>
	<p>Foam Gasket, Roller Track at Locking Jamb</p>	<p>BK</p>	<p>NA</p>
	<p>Pile Block, Screen Roller Bar 1/2" x 3/8" x 5/8" Adhesive backed</p>	<p>GY</p>	<p>NA</p>
	<p>Automatic Screen Door Closer Assembly</p>	<p>WH</p>	<p>NA</p>