

ULTIMATE LIFT AND SLIDE DOORS

Table of Contents

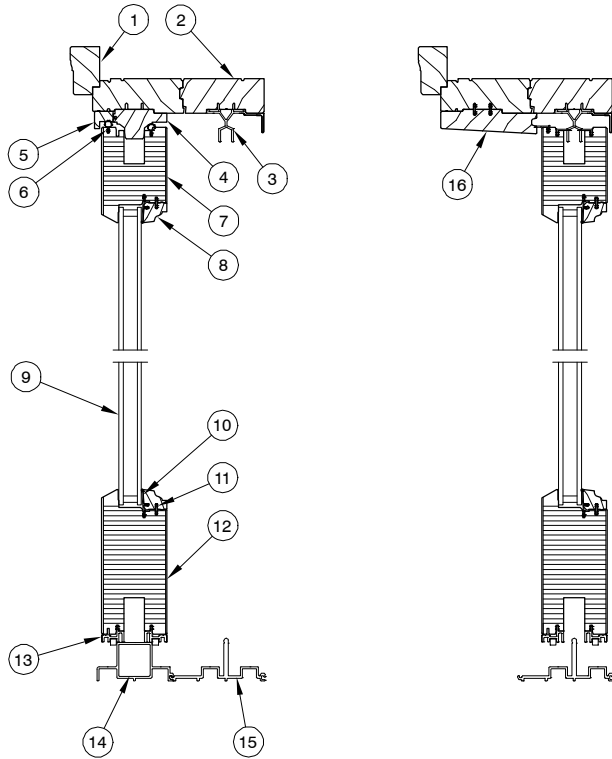
	PAGE
History	2
Part Identification – Wood Ultimate Lift and Slide Door OX–XO Contemporary	3
Part Identification – Wood Ultimate Lift and Slide Door PXX–XXP Contemporary	4
Part Identification – Wood Ultimate Lift and Slide Door XXXP Contemporary	5
Part Identification – Wood Ultimate Lift and Slide Door XXO Traditional	6
Part Identification – Clad Ultimate Lift and Slide Door OX–XO Contemporary	7
Part Identification – Clad Ultimate Lift and Slide Door PXX–XXP Traditional	8
Part Identification – Clad Ultimate Lift and Slide Door XXXP Contemporary	9
Part Identification – Clad Ultimate Lift and Slide Door XXO Traditional	10
Replacement Door Parts	11
Installation Accessories	18
Replacement Sills	19
Panel Replacement – Stacked Door	20
Panel Replacement – Pocket Door	21
Replacement Wood Parts	22
Replacement Aluminum and Wood Wrapped Parts	23
Replacement Vinyl Parts	24
Performance Sill Replacement Parts	25

ATTENTION:

- Specification and technical data are subject to change without notice.
- Numbers listed in parentheses () are metric equivalents in millimeters rounded to the nearest whole number.

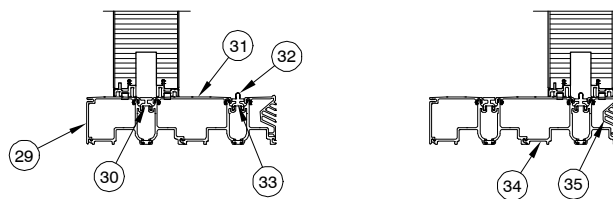
PRODUCED	UNIT TYPE	FEATURES OR CHANGES	STATUS
2009	ULS	5-26-2009: released the Ultimate Lift and Slide (ULS) door. Available in Stacked or Pocket configurations, wood or clad, contemporary panels or traditional panels.	Present
2011	ULS	02/11/2011 Updated illustrations to show the new modular frame.	Present
2011	All	4-25-2011: Added LoE-180™ as a standard option for all products. White painted interior finish option introduced for all products.	Present
2011	ULS	7-18-2011: Introduced the Performance sill option.	Present
2012	ULS	4-3-2012: The base operating hardware changed from Siegenia hardware to HauTau hardware. 12-17-2012: Introduced Clear interior finish option on all products.	Present
2013	ULS	04-29-2013 Introduced interior stain options. Stain colors are Wheat, Honey, Leather, Hazelnut, Cabernet and Espresso.	Present
2014	ULS	01-20-2014 Interior and Exterior Interlocks redesigned. See Field Service Bulletin #146 for more information.	Present
2015	ULS	02/11/2011 Updated illustrations to show the new modular frame.	Present

**WOOD ULTIMATE LIFT AND SLIDE DOOR
 OX-XO CONTEMPORARY**

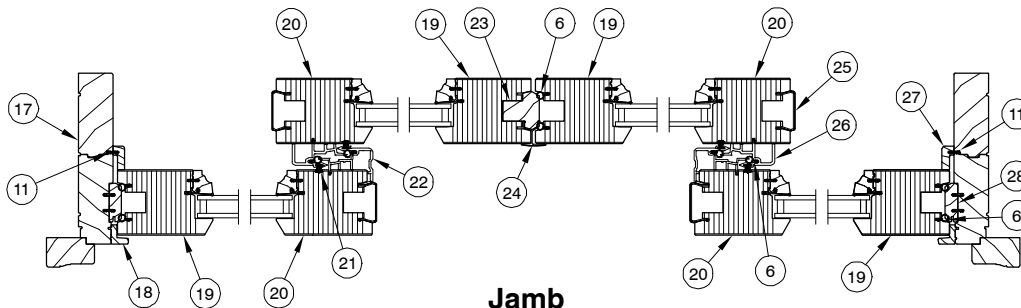


Head Jamb and Sill

1. Brick Mould Casing, W1047
2. Head Jamb
3. Header Guide, Interior Wood Wrap, C0050
4. Stationary Head Jamb Panel Retainer, W10113
5. Stationary Head Jamb Filler, W10110
6. Weather Strip (Panel), V147
7. Top Rail
8. Ogee Glazing Cap
9. Insulating Glass
10. Vinyl Glazing Bead, V933
11. Connecting Barb, V803
12. Bottom Rail
13. Panel Sweep, C0059
14. Recessed Stationary Block, A1821
15. Recessed Sill, see sills page
16. Part Stop, Exterior, W10090
17. Jamb
18. Stationary Jamb Part Stop
19. Locking Stile
20. Interlocking Stile
21. Pile Weather Strip
22. Interlock, Exterior with Wood Wrap, C0106
23. Inactive Panel Locking Base, W10444
24. Astragal, Wood Wrap, C0060
25. Stile Edge Cover, Wood Wrap, C0026
26. Interlock, Interior, with Wood Wrap, C0111
27. Stationary Jamb Cover, W10088
28. Jamb Keeper Guide, W10089
29. Sill Cover Pocket w/gasket
30. Thermal Break Filler
31. Sill Cover Middle w/gasket
32. Stainless Steel Sill Track Cap
33. Thermal Break Roller Track
34. Performance Sill Thermal Break
35. Sill cover Interior w/fins & gasket



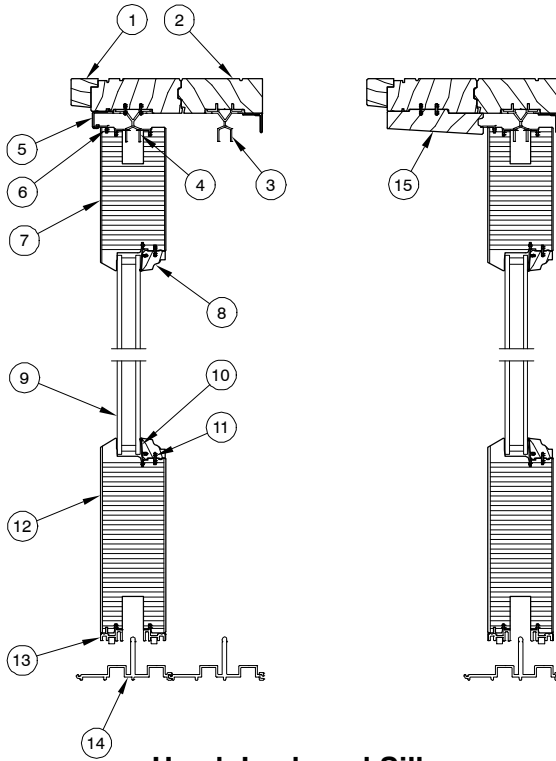
Performance Sill Option



Jamb

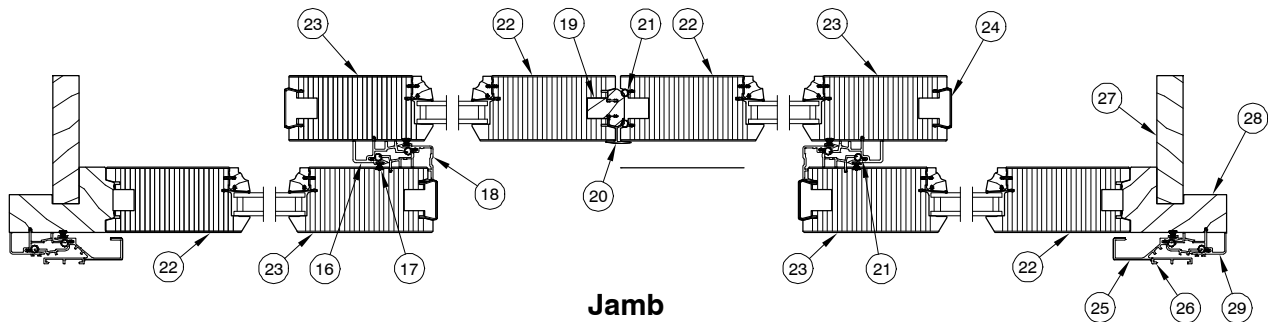
NOTE: Not to scale; specifications subject to change without notice.

**WOOD ULTIMATE LIFT AND SLIDE DOOR
 PXX-XXP TRADITIONAL**



Head Jamb and Sill

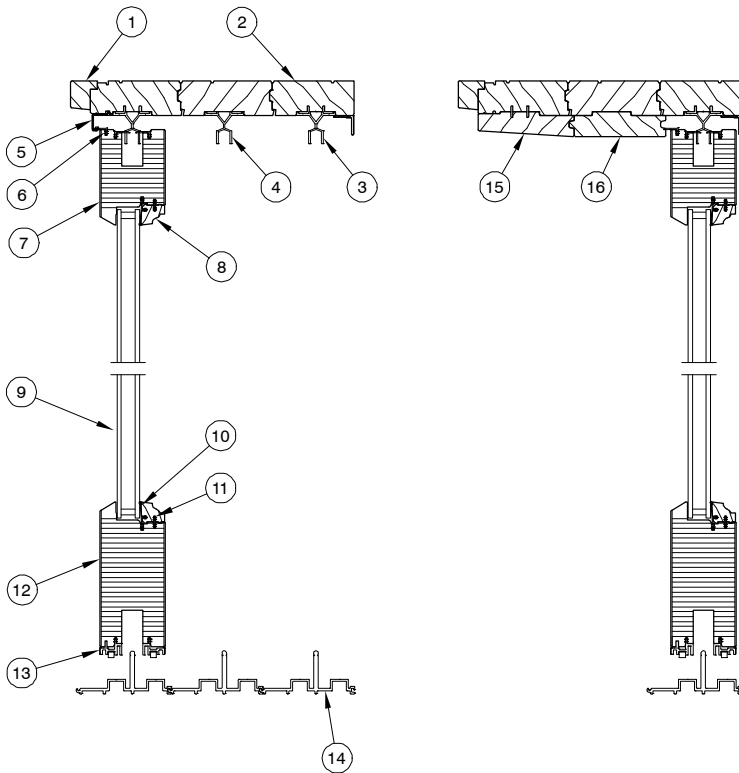
1. Head Jamb Extension, Pocket, W10399
2. Head Jamb
3. Header Guide, Interior Wood Wrap, C0050
4. Header Guide, A1654
5. Pocket Panel Part Stop, Wood Wrap, C0057
6. Guide Rail Weather Strip, V1785
7. Top Rail
8. Ogee Glazing Cap
9. Insulating Glass
10. Vinyl Glazing Bead, V933
11. Connecting Barb, V803
12. Bottom Rail
13. Panel Sweep, C0059
14. Recessed Sill, see sills page
15. Part Stop, Exterior, W10090
16. Interlock Interior, Wood Wrap, C0111
17. Pile Weather Strip
18. Interlock Exterior, Wood Wrap, C0106
19. Inactive Panel Locking Base, W10444
20. Astragal, Wood Wrap, C0060
21. Weather Strip, V147
22. Locking Stile
23. Interlocking Stile
24. Stile Edge Cover, Wood Wrap, C0026
25. Pocket Interlock, Wood Wrap, C0056
26. Pocket Interlock Base, A1792
27. Pocket Cover, see wood parts page
28. Pocket Panel Interlock Backer
29. Interlock, Pocket Panel A1658



Jamb

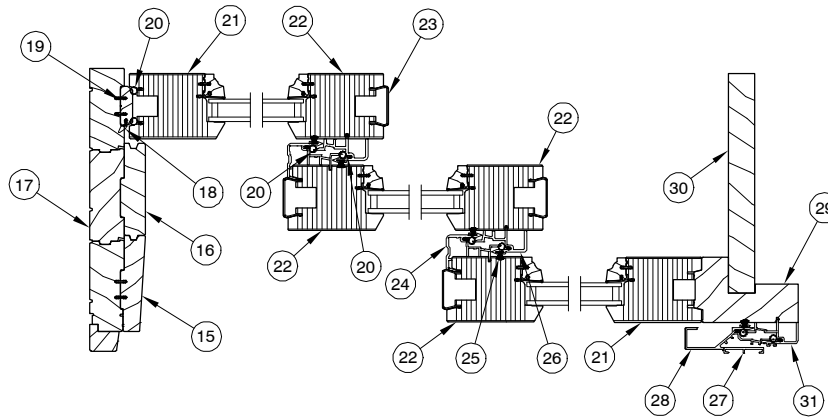
NOTE: Not to scale; specifications subject to change without notice.

**WOOD ULTIMATE LIFT AND SLIDE DOOR
 XXXP CONTEMPORARY**



1. Head Jamb Extension, Pocket, W10399
2. Head Jamb
3. Header Guide, Interior Wood Wrap, C0050
4. Header Guide, A1654
5. Pocket Panel Part Stop, Wood Wrap, C0057
6. Guide Rail Weather Strip, V1785
7. Top Rail
8. Ogee Glazing Cap
9. Insulating Glass
10. Vinyl Glazing Bead, V933
11. Connecting Barb, V803
12. Bottom Rail
13. Panel Sweep, C0059/V1860
14. Recessed Sill, see sills page
15. Part Stop, Exterior, W10090
16. Part Stop, Flat, W10111
17. Jamb
18. Weather Strip, V1138
19. Jamb Keeper Guide, W10089
20. Weather Strip (Panel), V147
21. Locking Stile
22. Interlocking Stile
23. Stile Edge Cover, Wood Wrap, C0026
24. Interlock Exterior, Wood Wrap, C0106
25. Pile Weather Strip
26. Interlock Interior, Wood Wrap, C0111
27. Pocket Interlock, Base, A1792
28. Pocket Interlock, Wood Wrap, C0056
29. Pocket Panel Interlock Backer
30. Pocket Cover, see wood parts page
31. Interior Interlock, A1658 Pocket Panel

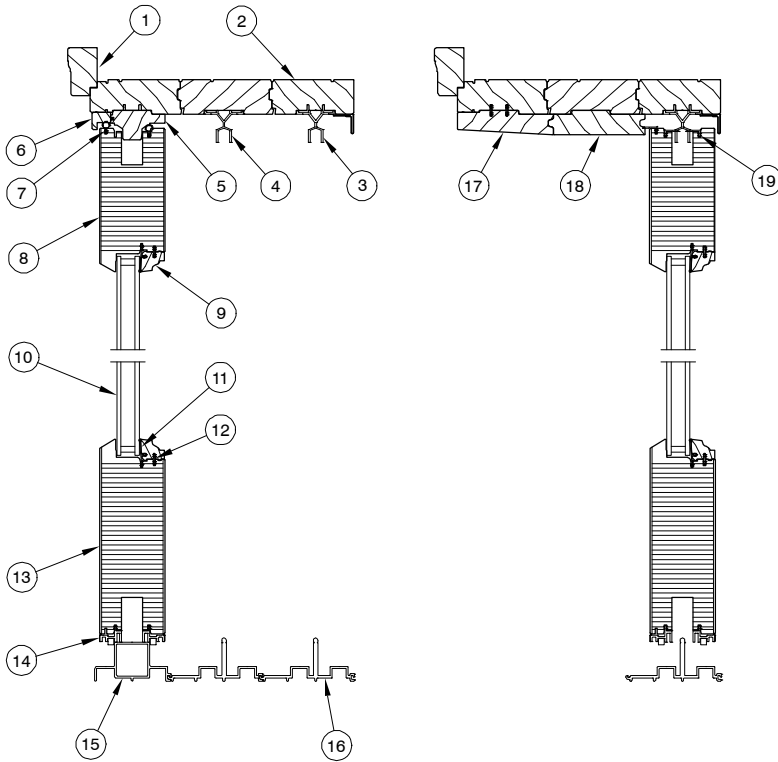
Head Jamb and Sill



Jamb

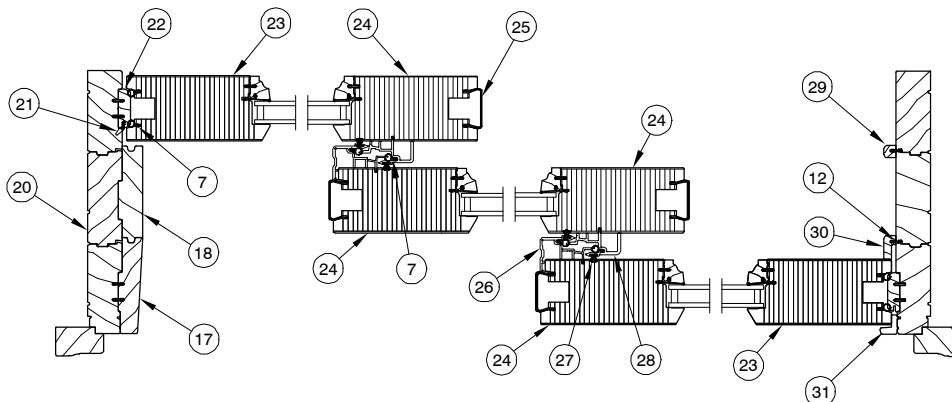
NOTE: Not to scale; specifications subject to change without notice.

**WOOD ULTIMATE LIFT AND SLIDE DOOR
 XXO TRADITIONAL**



1. Brick Mould Casing, W1047
2. Head Jamb
3. Header Guide, Interior Wood Wrap, C0050
4. Header Guide, A1654
5. Stationary Head Jamb Panel Retainer, W10113
6. Stationary Head Jamb Filler, W10110
7. Weather Strip (Panel), V147
8. Top Rail
9. Ogee Glazing Cap
10. Insulating Glass
11. Vinyl Glazing Bead, V933
12. Connecting Barb, V803
13. Bottom Rail
14. Panel Sweep, C0059
15. Recessed Stationary Block, A1821
16. Recessed Sill, see sills page
17. Part Stop, Exterior, W10090
18. Part Stop, Flat, W10111
19. Guide Rail Weather Strip, V1785
20. Jamb
21. Weather Strip, V1138
22. Jamb Keeper Guide, W10089
23. Locking Stile
24. Interlock Stile
25. Stile Edge Cover, Wood Wrap, C0026
26. Interlock Exterior, Wood Wrap, C0106
27. Pile Weather Strip
28. Interlock Interior, Wood Wrap, C0111
29. Stationary Jamb, Blank Cover, W10112
30. Stationary Jamb cover, W10088
31. Stationary Jamb Cover Ext, W10114

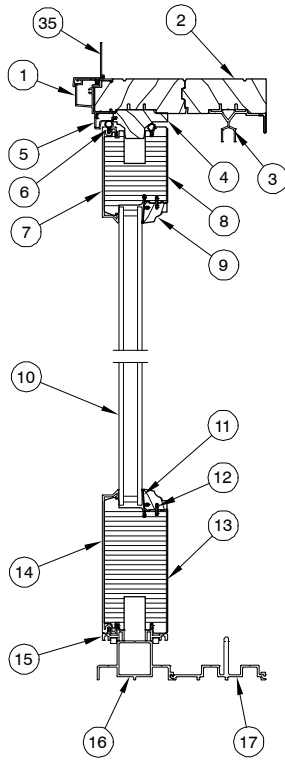
Head Jamb and Sill



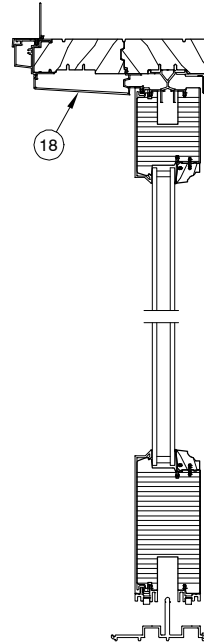
Jamb

NOTE: Not to scale; specifications subject to change without notice.

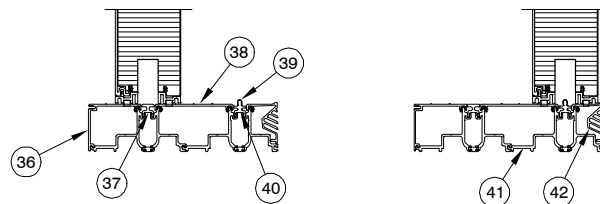
**CLAD ULTIMATE LIFT AND SLIDE DOOR
 OX-XO CONTEMPORARY**



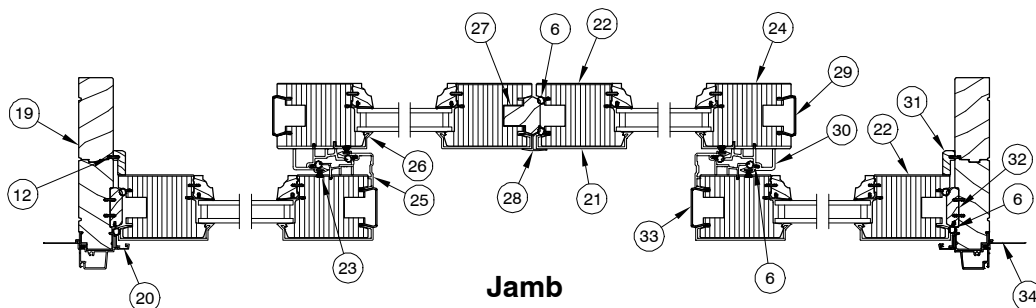
Head Jamb and Sill



1. Frame Cladding
2. Head Jamb
3. Header Guide, Interior Wood Wrap, C0050
4. Stationary Head Jamb Panel Retainer, W10113
5. Stationary Head Jamb Filler, W10110
6. Weather Strip (Panel), V147
7. Top Rail Cladding
8. Top Rail
9. Ogee Glazing Cap
10. Insulating Glass
11. Vinyl Glazing Bead, V933
12. Connecting Barb, V803
13. Bottom Rail
14. Bottom Rail Cladding
15. Panel Sweep, C0059
16. Recessed Stationary Block A1821
17. Recessed Sill
18. Part Stop Exterior A1724
19. Jamb
20. Stationary Jamb Part Stop A1722
21. Locking Stile Cladding
22. Locking Stile
23. Pile Weather Strip
24. Interlocking Stile
25. Interlock Exterior, A2602
26. Interlocking Stile Cladding
27. Inactive Locking Base W10444
28. Astragal A1811
29. Stile Edge Cover Wood Wrap C0026
30. Interlock Interior Wood Wrap C0111
31. Stationary Jamb Cover W10088
32. Jamb Keeper Guide W10089
33. Stile Edge Cover
34. Jamb Nailing Fin
35. Head Jamb Nailing Fin
36. Sill Cover Pocket w/gasket
37. Thermal Break Filler
38. Sill cover Middle w/gasket
39. Stainless Steel Sill Track Cap
40. Thermal Break Roller Track
41. Performance Sill Thermal Break
42. Sill Cover interior w/fins & gasket



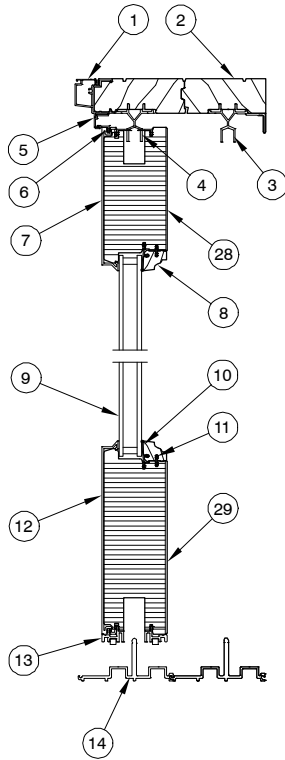
Performance Sill Option



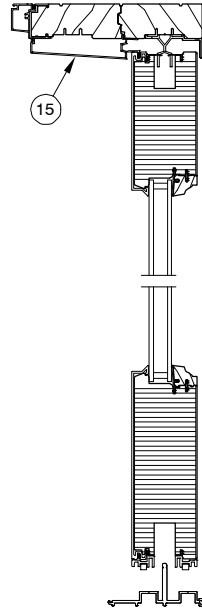
Jamb

NOTE: Not to scale; specifications subject to change without notice.

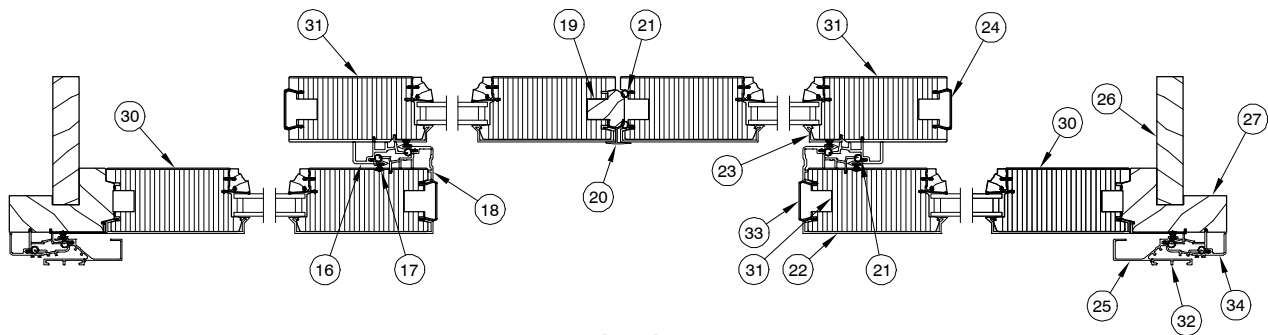
**CLAD ULTIMATE LIFT AND SLIDE DOOR
 PXX-XXP TRADITIONAL**



Head Jamb and Sill



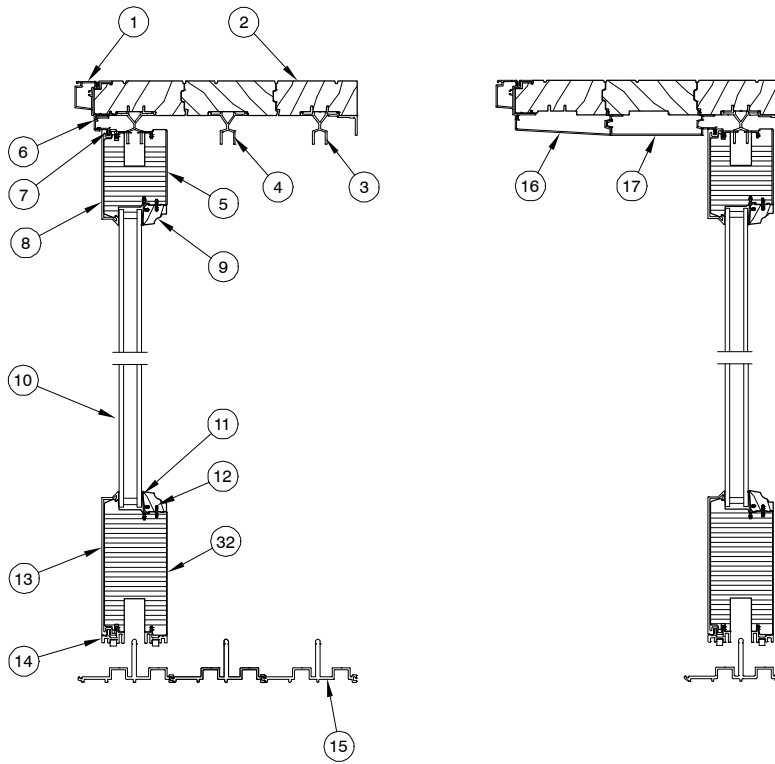
1. Frame Cladding
2. Head Jamb
3. Header Guide, Interior Wood Wrap, C0050
4. Header Guide, A1654
5. Stationary Jamb Part Stop, A1722
6. Guide Rail Weather Strip, V1785
7. Top Rail Cladding
8. Ogee Glazing Cap
9. Insulating Glass
10. Vinyl Glazing Bead
11. Connecting Barb, V803
12. Bottom Rail Cladding
13. Panel Sweep, C0059
14. Recessed Sill, see sills page
15. Part Stop, Exterior, A1724
16. Interlock Interior, Wood Wrap, C0111
17. Pile Weather Strip
18. Interlock Exterior, A2602
19. Inactive Locking Base, W10444
20. Astragal, A1811
21. Weather Strip (Panel), V147
22. Locking Stile Cladding
23. Interlocking Stile Cladding
24. Stile Edge Cover, Wood Wrap, C0026
25. Pocket Interlock, A1793
26. Pocket Cover, see wood parts page
27. Pocket Panel Interlock Backer
28. Top Rail
29. Bottom Rail
30. Locking Stile
31. Interlocking Stile
32. Pocket Interlock Base, A1792
33. Stile Edge Cover, A1641
34. Interlock Interior, Pocket Panel, A1658



Jamb

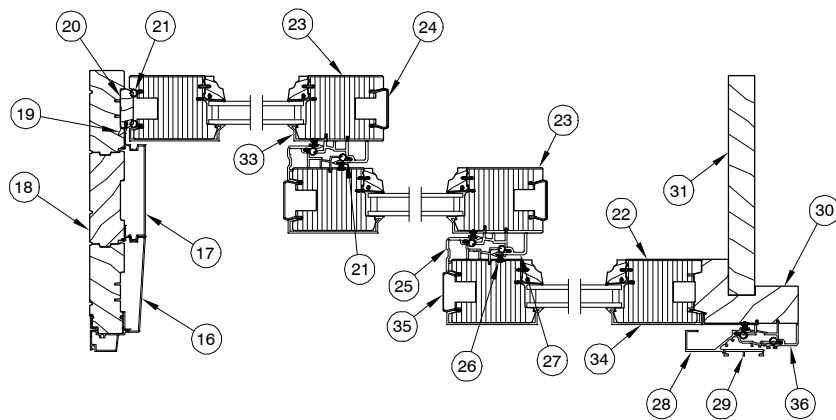
NOTE: Not to scale; specifications subject to change without notice.

**CLAD ULTIMATE LIFT AND SLIDE DOOR
 XXXP CONTEMPORARY**



Head Jamb and Sill

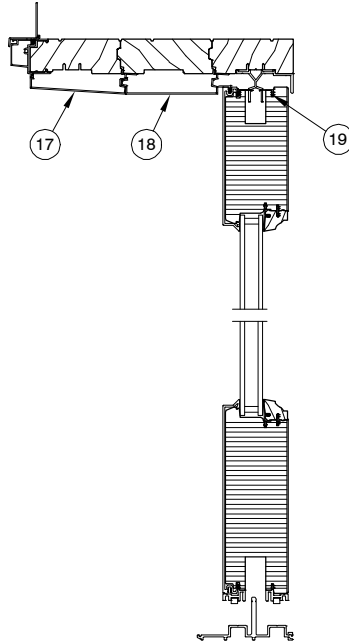
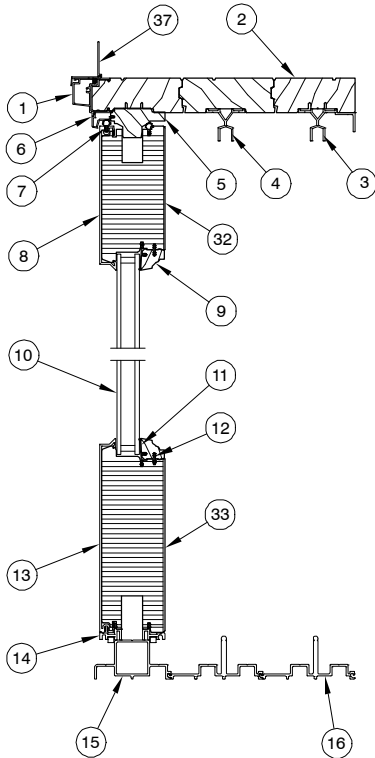
1. Frame Cladding
2. Head Jamb
3. Header Guide, Interior Wood Wrap, C0050
4. Header Guide, A1654
5. Top Rail
6. Stationary Jamb Part Stop, A1722
7. Guide Rail Weather Strip, V1785
8. Top Rail Cladding
9. Ogee Glazing Cap
10. Insulating Glass
11. Vinyl Glazing Bead, V933
12. Connecting Barb, V803
13. Bottom Rail Cladding
14. Panel Sweep, C0059
15. Recessed Sill, see sills page
16. Part Stop, Exterior, A1724
17. Part Stop, Flat, A1656
18. Jamb
19. Weather Strip, V1138
20. Jamb Keeper Guide, W10089
21. Weather Strip (Panel), V147
22. Locking Stile
23. Interlocking Stile
24. Stile Edge Cover, Wood Wrap, C0026
25. Interlock Exterior, A2602
26. Pile Weather Strip
27. Interlock Interior, Wood Wrap, C0111
28. Pocket Interlock, A1793
29. Pocket Interlock Base, A1792
30. Pocket Panel Interlock
31. Pocket Cover
32. Bottom Rail
33. Interlocking Stile Cladding
34. Locking Stile Cladding
35. Stile Edge Cover
36. Interlock Interior, A1658 Pocket Panel



Jamb

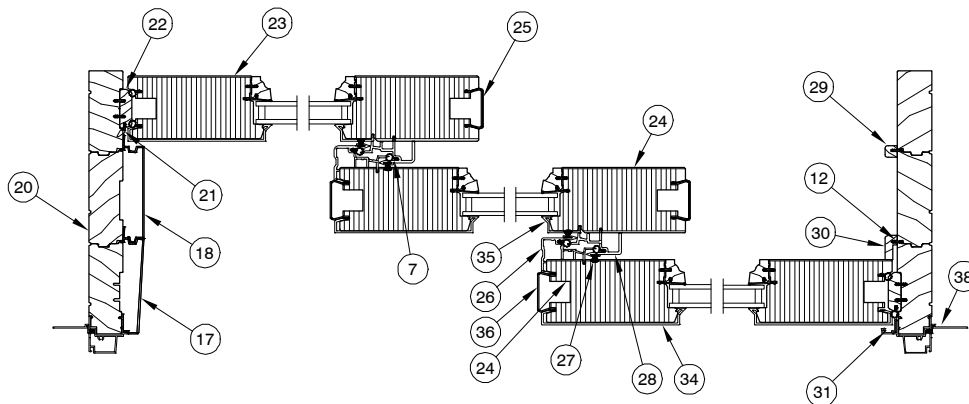
NOTE: Not to scale; specifications subject to change without notice.

**CLAD ULTIMATE LIFT AND SLIDE DOOR
 XXO TRADITIONAL**



Head Jamb and Sill

1. Frame Cladding
2. Head Jamb
3. Header Guide, Interior Wood Wrap, C0050
4. Header Guide, A1654
5. Stationary Head Jamb Panel Retainer, W10113
6. Stationary Head Jamb Filler, W10110
7. Weather Strip (Panel), V147
8. Top Rail Cladding
9. Ogee Glazing Cap
10. Insulating Glass
11. Vinyl Glazing Bead, V933
12. Connecting Barb, V803
13. Bottom Rail Cladding
14. Panel Sweep, C0059
15. Recessed Stationary Block, A1821
16. Recessed Sill, see sills page
17. Part Stop, Exterior, A1724
18. Part Stop, Flat, A1656
19. Guide Rail Weather Strip, V1785
20. Jamb
21. Weather Strip, V1138
22. Jamb Keeper Guide, W10089
23. Locking Stile
24. Interlock Stile
25. Stile Edge Cover, Wood Wrap, C0026
26. Interlock Exterior, A2602
27. Pile Weather Strip
28. Interlock Interior, Wood Wrap, C0111
29. Stationary Jamb, Blank Cover, W10112
30. Stationary Jamb Cover, W10088
31. Stationary Jamb Part Stop, A1722
32. Top Rail
33. Bottom Rail
34. Stile Cladding
35. Interlock Stile Cladding
36. Stile Edge Cover, A1641
37. Head Jamb Nailing Fin
38. Jamb Nailing Fin



Jamb

NOTE: Not to scale; specifications subject to change without notice.

When ordering replacement Ultimate Lift and Slide Door parts specify:

1. type of unit;
2. part number;
3. description.

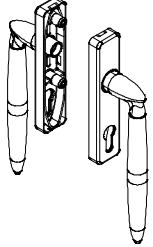

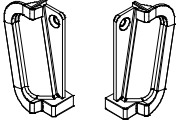
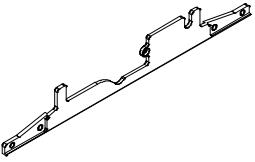

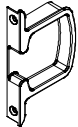
ILLUSTRATION NOT TO SCALE	DESCRIPTION	OPER./COLOR	PART NO.
	<p>Keyed Fixed Handle</p>	<p>BZ PVD SN PVD BS PVD</p>	<p>02102250 02102251 02102252</p>
	<p>Lever Case, Flush Mount Handle Kit From exterior: if panels operate to the left to open, then a LH part is needed. If panels operate to the right, then a RH part is needed. Fasteners included: 2 – #8–18 x 1” AB Full Thread Screws (11800645)</p>	<p>BZ PVD LH BZ PVD RH SN PVD LH SN PVD RH BS PVD LH BS PVD RH</p>	<p>11102125 11102126 11102127 11102128 11102129 11102130</p>
<p>LH Top RH Btm</p>  <p>LH Btm RH Top</p>	<p>Finger Well, Flush Mount Handle Kit LH Top/RH Btm LH Btm/RH Top LH Top/RH Btm LH Btm/RH Top LH Top/RH Btm LH Btm/RH Top</p> <p>Fasteners included: 1 – #8–18 x 1” AB Full Thread Screw SS (11800645), BS (11800651) or DKBZ (11800652)</p>	<p>BZ PVD BZ PVD SN PVD SN PVD BS PVD BS PVD</p>	<p>11102131 11102132 11102133 11102134 11102136 11102135</p>
	<p>Filler Plate, Flush Mount Handle Kit From exterior: if panels operate to the left to open, then a LH part is needed. If panels operate to the right, then a RH part is needed. Fasteners included: 1 – #8–15 x 1 1/2” Type A/TF 2/3 Thread Screw (11881120)</p>	<p>BZ PVD LH BZ PVD RH SN PVD LH SN PVD RH BS PVD LH BS PVD RH</p>	<p>11102137 11102138 11102139 11102140 11102141 11102142</p>
	<p>Interior Finger Pull Kit Fasteners included: 2 – #8–18 x 1” AB Full Thread Screws SS (11800645), BS (11800651) or DKBZ (11800652)</p>	<p>BZ PVD SN PVD BS PVD</p>	<p>11102143 11102144 11102145</p>
	<p>Exterior Finger Pull Kit Fasteners included: 2 – #8–18 x 1” AB Full Thread Screws SS (11800645), BS (11800651) or DKBZ (11800652)</p>	<p>BZ PVD SN PVD BS PVD</p>	<p>11102146 11102147 11102148</p>

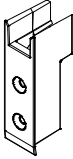
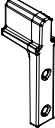
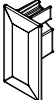
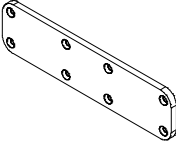
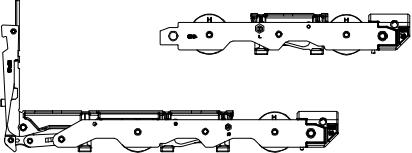
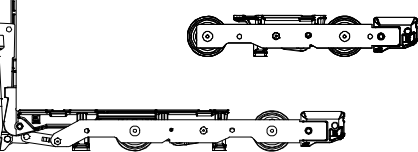
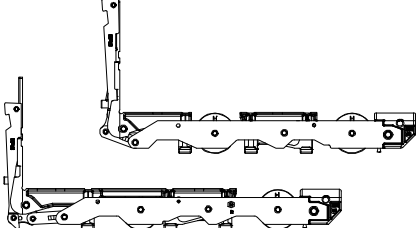
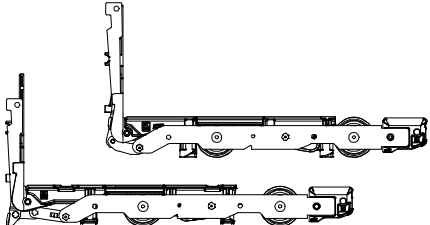
ILLUSTRATION NOT TO SCALE	DESCRIPTION	OPER./COLOR	PART NO.
	Header Guide Includes: Qty 2- #8-15 x 2 1/2" Type A/TF, 2/3 Thread (11800124 DK BZ, 11800648 SS)	GY BZ	02102128 02102123
	Header Guide Insert Pocket Doors		02102118
	Header Guide End Cap Cover	BZ	02102119
	Splice Bracket, Head Jamb Includes: Qty 8- #8-18 x 1 1/4" Phillips FH screws (11808114)		02102126
	Standard Corner/Straight Bogie <i>Usage Dates: April 3, 2012 to present</i> Includes: Qty 4 (for Std) or 2 (for Straight) - #10-12 x 2" Phillips FH screws (02056012) Qty 2- M8 x 16 screw Qty 1- M5 x 13 screw		02102418
	Standard Corner/Straight Bogie <i>Usage Dates: Prior to April 3, 2012</i> Includes: Qty 4 (for Std) or 2 (for Straight) - #10-12 x 2" Phillips FH screws (02056012) Qty 2- M8 x 16 screw Qty 2- M5 x 13 screw		02102240
	Standard Corner/Reverse Bogie <i>Usage Dates: April 3, 2012 to present (Primary Panel)</i> Includes: Qty 4- #10-12 x 2" Phillips FH screws (02056012) Qty 2- M8 x 16 screw Qty 2- M5 x 13 screw		02102419
	Standard Corner/Reverse Bogie <i>Usage Dates: Prior to April 3, 2012 (Primary Panel)</i> Includes: Qty 4- #10-12 x 2" Phillips FH screws (02056012) Qty 2- M8 x 16 screw Qty 2- M5 x 13 screw		02102239

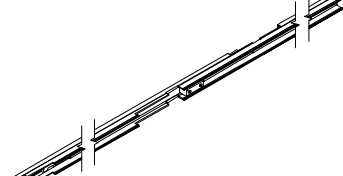
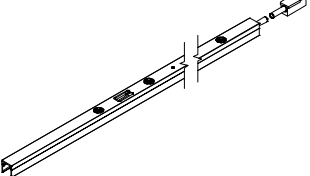
ILLUSTRATION NOT TO SCALE	DESCRIPTION	OPER./COLOR	PART NO.
	<p>Standard Gear <i>Usage Dates: April 3, 2012 to present</i> For use with Keyed Fixed Handle. Includes: Qty 8- #10 x 2 screws (02056012 SS, 02100426 BZ)</p>	Silver BZ	02102411 02102412
	<p>Standard Gear <i>Usage Dates: Prior to April 3, 2012</i> For use with Keyed Fixed Handle. Includes: Qty 8- #10 x 2 screws (02056012 SS, 02100426 BZ)</p>	Silver BZ	02102247 02102248
	<p>Lever Side Cover Rail/Drive Rail <i>Usage Dates: April 3, 2012 to present</i> Includes: Qty 2- #10-12 x 2" Phillips FH screws (02056012)</p>		02102408
	<p>Lever Side Cover Rail/Drive Rail <i>Usage Dates: Prior to April 3, 2012</i> Includes: Qty 2- #10-12 x 2" Phillips FH screws (02056012)</p>		02102236
	<p>Locking Side Cover Rail/Drive Rail <i>Usage Dates: April 3, 2012 to present</i> Includes: Qty 8- #10-12 x 2" Phillips FH screws (02056012 SS or 02100426 DK BZ)</p>	Silver BZ	02102409 02102410
	<p>Locking Side Cover Rail/Drive Rail <i>Usage Dates: Prior to April 3, 2012</i> Includes: Qty 8- #10-12 x 2" Phillips FH screws (02056012 SS or 02100426 DK BZ)</p>	Silver BZ	02102237 02102238
	<p>Locking Side Cover Rail/Drive Rail Extension <i>Usage Dates: April 3, 2012 to present</i> Includes: Qty 2-3- #10-12 x 2" Phillips FH screws (02056012 SS or 02100426 DK BZ)</p>	<u>Flush Handle</u> Silver BZ <u>Keyed Fixed Handle</u> Silver BZ	02102420 02102421 02102422 02102423
	<p>Locking Side Cover Rail/Drive Rail Extension <i>Usage Dates: Prior to April 3, 2012</i> Includes: Qty 2-3- #10-12 x 2" Phillips FH screws (02056012 SS or 02100426 DK BZ)</p>	<u>Flush Handle</u> Silver BZ <u>Keyed Fixed Handle</u> Silver BZ	02102256 02102257 02102201 02102202



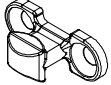
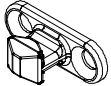
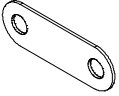
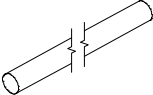
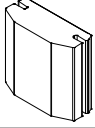
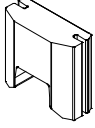
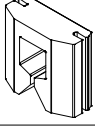

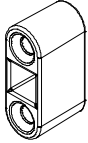
ILLUSTRATION NOT TO SCALE	DESCRIPTION	OPER./COLOR	PART NO.
	Cover Rail Extension <i>Usage Dates: April 3, 2012 to present</i> Includes: Qty 1-2- #10-12 x 2" Phillips FH screws (02056012 SS or 02100426 DK BZ)	Silver BZ	02102413 02102414
	Cover Rail Extension <i>Usage Dates: Prior to April 3, 2012</i> Includes: Qty 1-2- #10-12 x 2" Phillips FH screws (02056012 SS or 02100426 DK BZ)	Silver BZ	02102500 02102501
	Locking Bolt <i>Usage Dates: April 3, 2012 to present</i> Includes: Qty 2- #10 x 3" FH screws (11801017)		02102417
	Locking Bolt <i>Usage Dates: Prior to April 3, 2012</i> Includes: Qty 2- #8 x 3" FH screws (11800858)		02102244
	Locking Bolt Shim		02102127
	Connecting Rod	Specify Length	02102249
	Foam Seal		10500086
	Foam Seal, Head Jamb, Stationary Stacked Door		10500088
	Foam Seal, Head Jamb Guide Track		10500087
	Stationary Retainer – Flushed Bolt Stationary Door Includes: Qty 2- #8-15 x 2 1/2" Type A/TF, 2/3 Thread (11808212)		02102115
	Shoot Bolt Receiver Stacked Door Stationary Head Jamb Includes: Qty 2- #7-16 x 2" Type A/TF, 2/3 Thread (11800720)	BZ	02102121

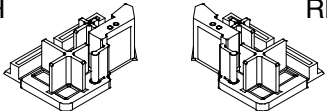
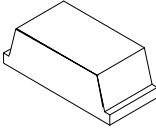
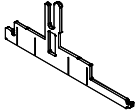
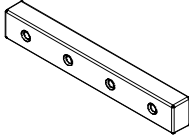
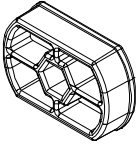
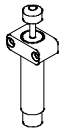
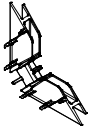
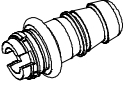

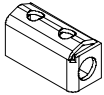
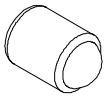
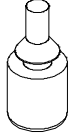
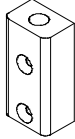
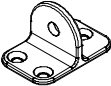




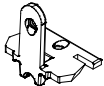
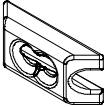
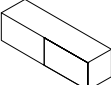


ILLUSTRATION NOT TO SCALE	DESCRIPTION	OPER./COLOR	PART NO.
	Interlock Bottom Seal	RH LH	10500834 10500835
	Stile End Cover Foam Gasket		10500056
	Recessed Sill Splice Gasket For Recessed Sill and Recessed Sill with Drainage		10500055
	Sill Splice Key Includes: Qty 4- #8-32 x 1/2" FH Self Tapping Screw (02100325)		02102114
	Performance Sill Spacer		11255021
	Velocity Controller with Mounting Block Includes: Qty 2- #8-15 x 2 1/2" Type A/TF, 2/3 Thread (11808212)		02102276
	Corner Key, Head Jamb		02102282
	Drainage Connector		02102277
	Frame Splice Key Includes: Qty 2- #8-18 x 1" AB Full Thread screws (11800645)		02102122
	Bumper Retainer Includes: Qty 2- #7-16 x 2" Type A/TF, 2/3 Thread (11800720)		02102125
	.438 Rubber Bumper Pocket Door For use with Bumper Retainer		02101074
	.500 Rubber Bumper Stacked Door		02101076

ILLUSTRATION NOT TO SCALE	DESCRIPTION	OPER./COLOR	PART NO.
	Traditional Panel Wood Bumper Retainer Stacked Door Includes: Qty 2- #8-18 x 1 1/2" screws (11881120)		71275100
	Traditional Panel Bumper Retainer Includes: Qty 3- #8-18 x 1 1/2" Type A/AB, Full Thread (02058013)	BZ	02102116
	Contemporary Panel Bumper Retainer Includes: Qty 2- #8-15 x 2 1/2" Type A/TF, 2/3 Thread (11800124) Qty 1- #8-15 x 7/8" PH Flat, AB (02100425)	BZ	02102117
	.625 Rubber Bumper For use with Traditional and Contemporary Panel Bumper Retainer.		02101075
	Pocket Interlock Seal Backer Pocket Door		10500085
	Stationary Bracket Stacked Door Includes: Qty 4- #8-15 x 1 1/2" Type A/TF, 2/3 Thread (11881120)		02102124
	XX Panel Placement Guide Panel Includes: Qty 2- #8-18 x 1" Type AB Full Thread (11800652)		02102278
	XX Panel Placement Bracket Sill Includes: Qty 1- #8-32 x 1/2" Flat Head Self Tapping Screw (02100325)		02102279
	XX Meeting Stile Foam		10500057
	Edge Pull Bi-Parting Inactive Panel Includes: Qty 2- #8-18 x 1" Type AB Full Thread (11800625)	SC	02102384
	Jamb Shim Screw 5/16" x 1.25		02102120

ULTIMATE LIFT AND SLIDE DOOR
REPLACEMENT PARTS




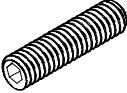
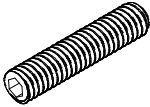


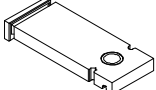
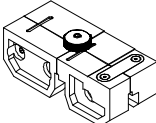
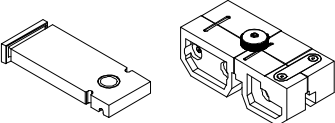
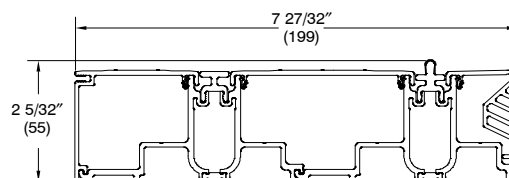
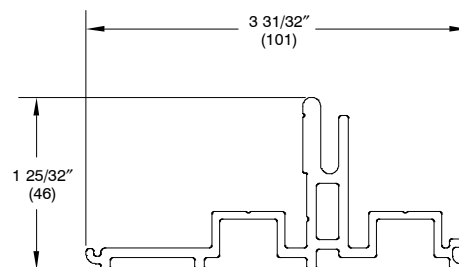
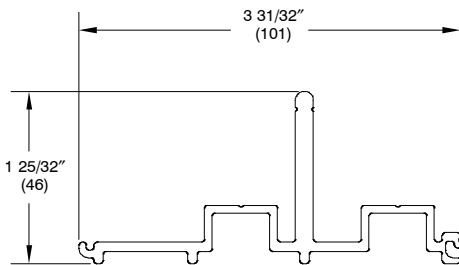
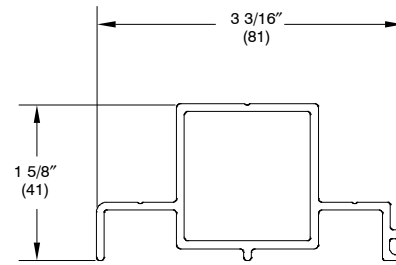
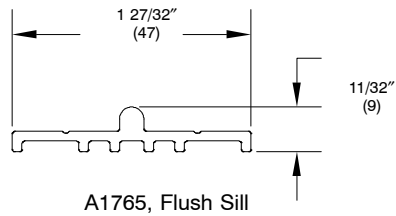
ILLUSTRATION NOT TO SCALE	DESCRIPTION	OPER./COLOR	PART NO.
	UNC Set Screw 5/16" x 18 x .375 Used to install pocket interlock.		02100329
	UNC Set Screw 5/16" x 18 x .625 Used to install pocket interlock.		02100330
	UNC Set Screw 5/16" x 18 x .75 Leveling screws for recessed sills.		02100326
	UNC Set Screw 5/16" x 18 x 1.25 Leveling screws for recessed sills.		02100327
	UNC Set Screw 5/16" x 18 x 1.5 Leveling screws for recessed sills.		02100328

ILLUSTRATION NOT TO SCALE	DESCRIPTION	OPER./COLOR	PART NO.
	Key Fixed Handle Lock Bolt Jig		02102388
	Flush Handle Lock Bolt Jig		02102387
	Stationary Block Level Fixture		11860027
	Sill Leveling Fixture Assembly		10500839
	Sill Installation Kit Includes: 1 – Stationary Block Level Fixture 1 – Sill Leveling Fixture 1 – T-handle Allen wrench 5/32” 1 – T-handle Allen wrench 1/4” 1 – Case, Pelican 1150		10500829

ORDERING REPLACEMENT SILLS FOR THE ULTIMATE LIFT AND SLIDE DOOR



TO ORDER REPLACEMENT SILLS

When ordering replacement sills, specify:

1. profile number;
2. total rough opening width, or length of sill;
3. handing;
4. finish;
5. foot bolt (where applicable);
6. original order number.

ITEMS INCLUDED WITH STACKED PANEL:

Primary*	Secondary**	Stationary	Bi-Parting*
Panel Sweep (specify color) Interlock Weather Strip (specify color) Rout for exterior finger pull – (only if original had flush handle) Stile edge cover Handle rout prep (flushed or keyed)	Panel Sweep (specify color) 2 Interlocks Weather Strip Rout for panel bumpers 2 Stile edge covers Interior flush handle rout	Panel Sweep (specify color) Interlock Weather Strip Stile edge cover Shootbolts with stationary brackets	Panel Sweep (specify color) Interlock Weather Strip Stile edge cover Interior flush handle rout Exterior finger pull rout

* If an operating panel is interlocking to a stationary panel, the panel will need to be prepped with bumpers for the stationary jamb.

** If a secondary panel interlocks with the primary panel, specify the type of handle used on the primary panel (flush or keyed exterior). This will determine where the panel bumper prep will be located.

INFORMATION REQUIRED TO ORDER REPLACEMENT PANELS

NOTE: Specify sill type, **flush/recessed or performance sill**, on all orders for replacement panels. Specify interior sticking profile (Ogee or Square).

Primary panel – Options

1. Panel with operating hardware (color) and flush handle installed (color).
2. Panel with operating hardware (color) and keyed fixed handle set (color).
3. Interior finger pull rout.
4. If panel interlocks with stationary panel, prep with bumpers.

Secondary panel – Options

1. Panel with operating hardware and flush handle installed (color).
2. If panel interlocks with stationary panel, prep with bumpers.

Bi-Parting Inactive panel – Options

1. Panel with operating hardware (no color needed) and flush handle (color needed).
2. With edge pull installed (only available in Satin Chrome).
3. Interior finger pull rout.
4. Inactive locking base w/astragal. (Will need to order locking bolt jig).
5. Locking bolt jig (keyed fixed handle part #02102388 or flush handle part #02102387).
6. If panel interlocks with stationary panel, prep with bumpers.

Weather strip is determined by the color of the sill (black weather strip = bronze anodized sill, gray weather strip = mill anodized sill).

Panel sweep color is determined by the color of the sill – same as above.

Interlocks and Panel Edge Covers are wood wrapped and will match wood species.

Interior Finger Pulls, Exterior Finger Pulls, Flush Mount Levers and Keyed Handle Sets available in Bronze PVD, Satin Nickel PVD, and Brass PVD.

Operating hardware is available Bronze or Gray – determined by color of sill.

ITEMS INCLUDED WITH POCKET PANEL:

Primary	PX-XP Primary	Secondary**	Pocket**	Bi-Parting	PX-XP Inactive
Panel Sweep (specify color)	Panel Sweep (specify color)	Panel Sweep (specify color)	Panel Sweep (specify color)	Panel Sweep (specify color)	Panel Sweep (specify color)
Interlock	Pocket Panel Interlock Backer	2 Interlocks	Pocket Panel Interlock Backer	Interlock	Pocket Panel Interlock Backer
Weather Strip (specify color)	Interlock	Weather Strip	2 – Interlocks	Weather Strip	Interlock
Rout for exterior finger pull – (only if original had flush handle)	Weather Strip (specify color)	Rout for panel bumpers	Weather Strip	Stile edge cover	Weather Strip
Stile edge cover	Rout for exterior finger pull (only if original had flush handle)	2 Stile edge covers	Rout for panel bumpers	Interior flush handle rout	Exterior finger pull rout
Handle rout prep (flushed or keyed)	Handle rout prep (flush or keyed)	Interior flush handle rout	Stile edge cover	Exterior finger pull rout	Interior flush handle rout
			Interior flush handle rout		

** If a secondary panel interlocks with the primary panel, specify the type of handle used on the primary panel (flush or keyed exterior). This will determine where the panel bumper prep will be located.

INFORMATION REQUIRED TO ORDER REPLACEMENT PANELS

NOTE: Specify sill type, **flush/recessed or performance**, sill on all orders for replacement panels. Specify interior sticking profile (Ogee or Square).

Primary panel – Options

1. Panel with operating hardware (color) and flush handle installed (color).
2. Panel with operating hardware (color) and keyed fixed handle set (color).
3. Interior finger pull rout.

PX-XP Primary Panel – Options

1. Panel with operating hardware (color) and flush handle installed (color).
2. Panel with operating hardware (color) and keyed handle set (color).
3. Interior finger pull rout.

Secondary panel – Options

1. Panel with operating hardware and flush handle installed (color).

Pocket Panel – Options

1. Panel with operating hardware (color) and flush handle installed (color).

Bi-Parting Inactive panel – Options

1. Panel with operating hardware (no color needed) and flush handle (color needed).
2. With edge pull installed (only available in Satin Chrome).
3. Interior finger pull rout.
4. Inactive locking base w/astragal. (Will need to order locking bolt jig).
5. Locking bolt jig (keyed fixed handle part #02102388 or flush handle part #02102387).

PX-XP Inactive Panel – Options

1. Panel with operating hardware and flush handle installed (color).
2. With edge pull installed (only available in Satin Chrome).
3. Interior finger pull rout.
4. Inactive locking base w/astragal. (Will need locking bolt jig).
5. Locking bolt jig (keyed fixed handle part #02102388 or flush handle part #02102387).

Weather strip is determined by the color of the sill (black weather strip = bronze anodized sill, gray weather strip = mill anodized sill).

Panel sweep color is determined by the color of the sill – same as above.

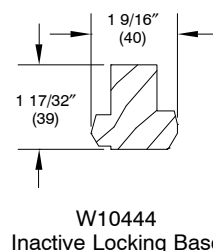
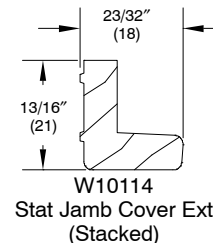
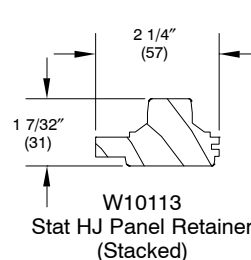
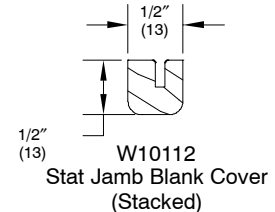
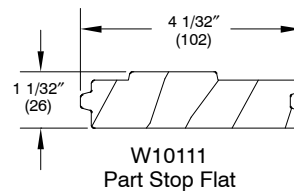
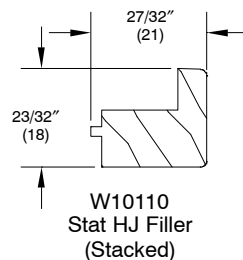
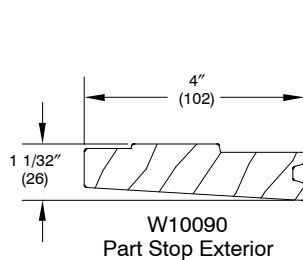
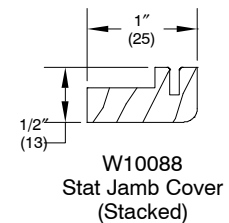
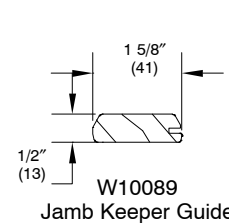
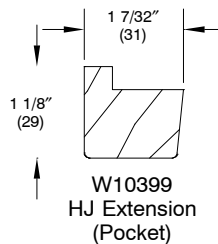
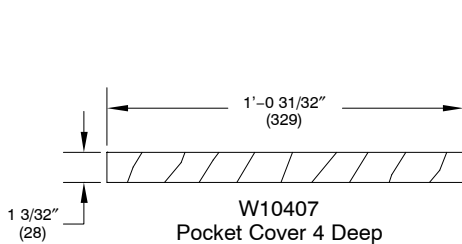
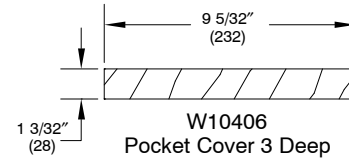
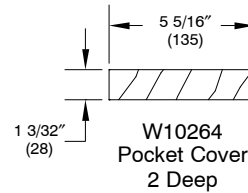
Interlocks and Panel Edge Covers are wood wrapped and will match wood species.

Interior Finger Pulls, Exterior Finger Pulls, Flush Mount Levers and Keyed Handle Sets available in Bronze PVD, Satin Nickel PVD, and Brass PVD.

Operating hardware is available Bronze or Gray – determined by color of sill.

ORDERING REPLACEMENT WOOD PARTS FOR THE ULTIMATE LIFT AND SLIDE.

	Wood	Clad
Pocket Cover 2 Deep (Pocket)	W10264	W10264
Pocket Cover 3 Deep (Pocket)	W10406	W10406
Pocket Cover 4 Deep (Pocket)	W10407	W10407
Head Jamb Extension (Pocket)	W10399	---
Jamb Keeper Guide	W10089	W10089
Part Stop Exterior	W10090	---
Stationary Head Jamb Panel Retainer (Stacked)	W10113	W10113
Stationary Head Jamb Filler (Stacked)	W10110	---
Part Stop Flat	W10111	---
Stationary Jamb Cover (Stacked)	W10088	W10088
Stationary Jamb Blank Cover (Stacked)	W10112	W10112
Stationary Jamb Cover Exterior (Stacked)	W10114	---
Inactive Locking Base	W10444	W10444



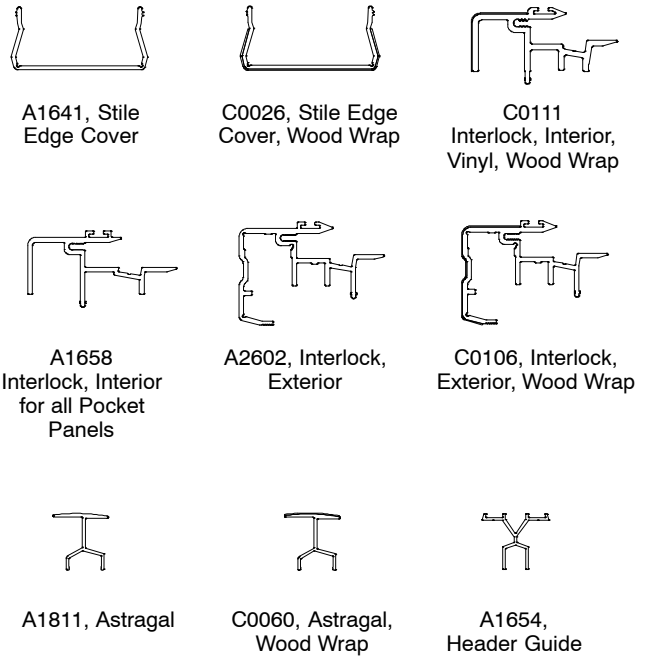
TO ORDER REPLACEMENT PARTS

When ordering replacement parts specify:

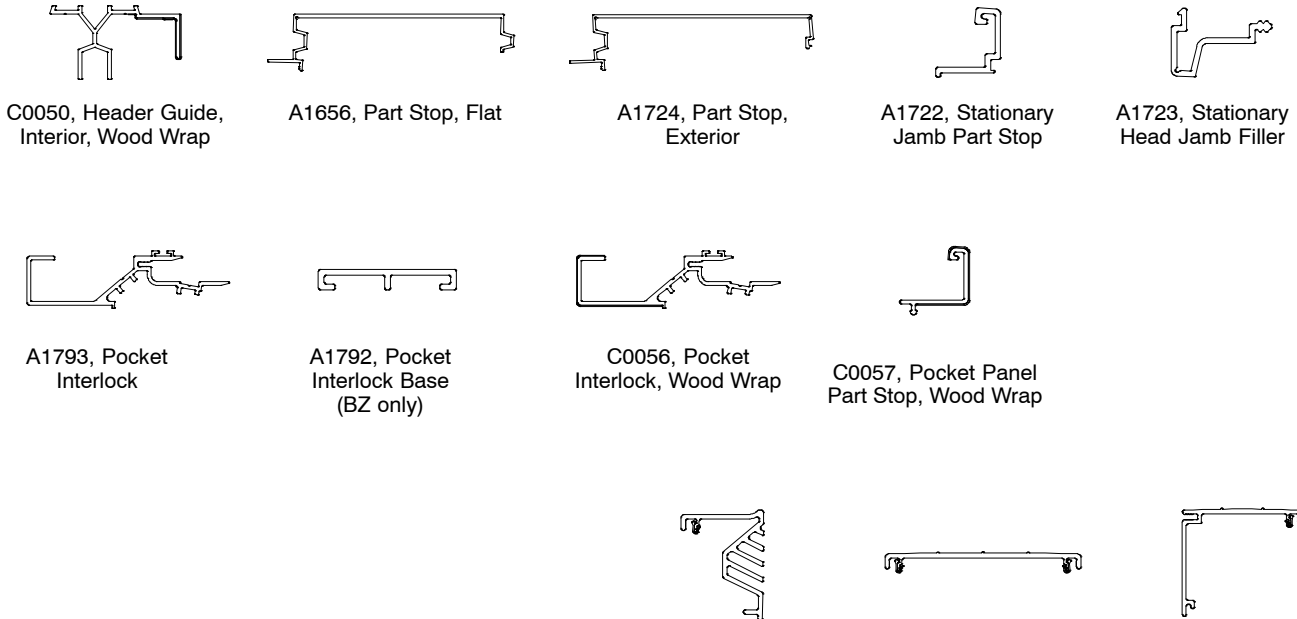
1. Profile number;
2. Total Rough Opening;
3. Handing;
4. Species;
5. Finish (where applicable);
6. Original Order Number (field calcs information).

ORDERING REPLACEMENT ALUMINUM AND ALUMINUM WOOD WRAP PARTS FOR THE ULTIMATE LIFT AND SLIDE.

	Wood	Clad
Stile Edge Cover	A1641	A1641
Stile Edge Cover, Wood Wrap*	C0026*	C0026*
Interlock, Interior for all pocket panels	A1658	A1658
Interlock, Vinyl, Wood Wrap	C0111	C0111
Interlock, Exterior	A2602	A2602
Interlock, Exterior, Wood Wrap	C0106	---
Astragal**	A1811**	A1811**
Astragal, Wood Wrap**	C0060**	---
Header Guide	A1654	A1654
Header Guide, Interior, Wood Wrap	C0050	C0050
Part Stop, Flat	---	A1656
Part Stop Exterior	---	A1724
Stationary Jamb Part Stop	---	A1722
Stationary Head Jamb Filler (Stacked)	---	A1723
Pocket Interlock	A1793	A1793
Pocket Interlock, Wood Wrap	C0056	---
Pocket Interlock Base	A1792	A1792
Pocket Panel Part Stop, Wood Wrap	C0057	---



* When ordering, designate either interior or exterior.
 **When ordering, designate either keyed fixed handle or flush handle.



TO ORDER REPLACEMENT PARTS

When ordering replacement parts specify:

1. Profile number;
2. Total Rough Opening;
3. Handing;
4. Color (where applicable);
5. Species (where applicable);
6. Finish (where applicable);
7. Original order number (field calcs information).

When ordering replacement vinyl parts specify:

1. quantity;
2. length;
3. part number;
4. description.

ILLUSTRATION <i>NOT TO SCALE</i>	DESCRIPTION	COLOR	PART NO.
	V1785, Guide Rail Weather Strip 150"	BK	15641399
	V147, Weather Strip (Panel) 150"	BG BK	15351699 17002299
	V1138, Weather Strip (Jamb) Specify Length	BG BZ	15910499 15910799
	V803, Connecting Barb Specify Length		15812999
	C0059, Panel Sweep 150" Contemporary or Traditional. Need original order number or field calcs information.	BK GY	11188699 11188599
	Pile Weather Strip		11107533


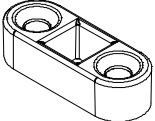
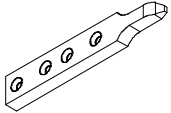
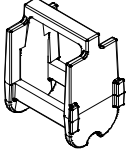
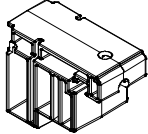
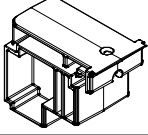
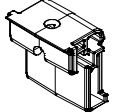
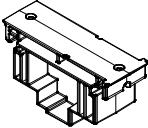
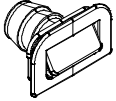
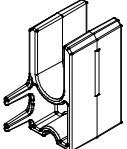
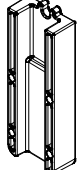
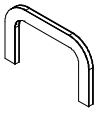
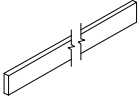
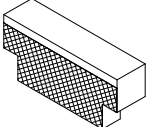
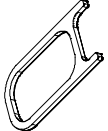

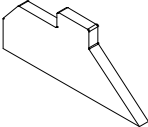
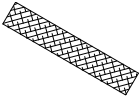
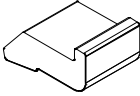
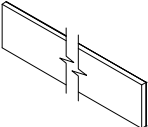
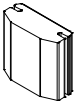
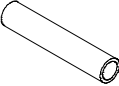
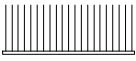
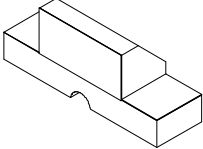
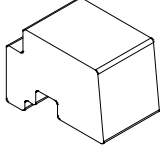
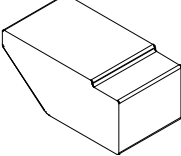
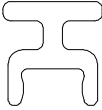
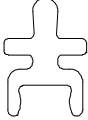

ILLUSTRATION NOT TO SCALE	DESCRIPTION	COLOR	PART NO.
	Shoot Bolt Retainer Backer	Stainless Steel	02102397
	Shoot Bolt Receiver Height 3/8"	Stainless Steel	10501370
	Milled Stationary Retainer	Stainless Steel	02102190
	Sill End Cap, Injectable	Black	11872784
	End Cap, Stacked	Black	11872783
	End Cap, Pocket	Black	11872782
	End Cap, Interior	Black	11872781
	End Cap, Middle	Black	11872780
	Drainage Outlet	DKBR Light Gray	10500832 10500833
	Middle Panel Sill Retainer	Zinc Plated Black	11860078
	Sill Panel Retainer	Zinc Plated Black	11860079

ILLUSTRATION NOT TO SCALE	DESCRIPTION	COLOR	PART NO.
	Drainage Outlet Foam Gasket Adhesive backed	Black	10500475
	Sill Cover Splice Gasket Adhesive backed	Black	10500473
	Head Jamb Part Stop End Gasket Adhesive backed	Black	10500472
	Performance Sill Splice Gasket Adhesive backed	Black	10500470
	Sill Pan Gasket 25 Ft Roll Adhesive backed	Gray/Black	10501579
	Pocket Interlock Lower Gasket Adhesive backed	Black	10500476
	Reticulated Foam 5/8" x 3 1/2"		10501578
	Pocket Interlock Bottom Seal Adhesive backed	Gray	10500477
	Bottom of Jamb Gasket Adhesive backed	Black	10500059
	Foam Seal, Performance Sill Adhesive backed	Black	10500078
	3/8" ID Flexible Tubing		10501101

PERFORMANCE SILL REPLACEMENT PARTS

ILLUSTRATION NOT TO SCALE	DESCRIPTION	COLOR	PART NO.
	<p>Pocket Interlock Dust Block Adhesive backed 1" x 2"</p>	Gray	15600004
	<p>Sill Panel Retainer Foam Seal Adhesive backed</p>	Black	10500474
	<p>Frame Cladding Foam Backer</p>	Gray	10500077
	<p>Pocket Interlock Top Seal Adhesive backed</p>	Gray	10500479

PERFORMANCE SILL REPLACEMENT PARTS

ILLUSTRATION <i>NOT TO SCALE</i>	DESCRIPTION	COLOR	PART NO.
	<p>Thermal Break Filler V2084 150" piece</p>	<p>Black Light Gray</p>	<p>15901499 15901399</p>
	<p>Thermal Break Roller Track V2083 150" piece</p>	<p>Black</p>	<p>15901299</p>
	<p>UNC Set Screw 5/16" x 18 x .75</p>	<p>SS</p>	<p>02100331</p>