

CLAD AND WOOD ULTIMATE GLIDER

Table of Contents

	PAGE
History	3
Clad Ultimate Glider	4
Part Identification – Clad Ultimate Glider XX Operator	4
Part Identification – Clad Ultimate Glider OX, XO, XOX Operator	5
Part Identification – Clad Ultimate Glider Picture	6
Part Identification – Clad Ultimate Glider OXXO Operator	7
Replacement Parts	8
Vinyl Parts	11
Weather Strip	13
Wood Parts	14
Aluminum Parts	15
Sash Replacement	16
Screen and Screen Parts	17
Combination Units	20
Wood Ultimate Glider	21
Part Identification – Wood Ultimate Glider XO, OX, XOX Operator	21
Part Identification – Wood Ultimate Glider Picture	22
Replacement Parts	23
Vinyl Parts	25
Weather Strip	27
Wood Parts	28
Sash Replacement	29
Screen and Screen Parts	30
Combination Units	32

ATTENTION:

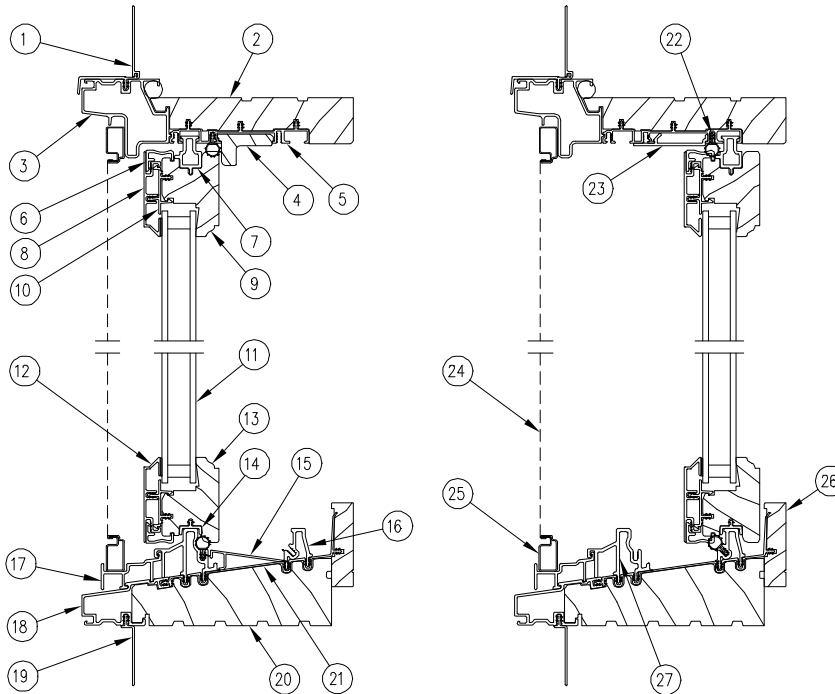
- Specification and technical data are subject to change without notice.
- Numbers listed in parentheses () are metric equivalents in millimeters rounded to the nearest whole number.

PRODUCED	UNIT TYPE	FEATURES OR CHANGES	STATUS
Early 1960s	ARB Glider	Unit featured operating, removable sash and extruded aluminum head and sill tracks (spring loaded head tracks individually adjustable). Full screens and routed finger pull standard. All units 40" and 48" in height considered Hi-View and had nylon rollers installed in the sash.	Mid 1970s
1965	E-Z Glide	Unit featured operating, removable sash and rigid vinyl head and sill tracks. Full screens and routed finger pull standard. The head track was spring loaded with adjusting screws controlling track pressure.	Late 1970s
Late 1960s	ARB Single-Glide	Unit featured a removable operator on the left side, right side was direct glazed. Early models used ARB aluminum tracks on both header and sill, later changed to aluminum header track and vinyl sill track. Brick mould casing later changed to fluted casing.	Early 1970s 1988
Early 1970s	Slider/Single-Glide	Unit features one sliding and one fixed sash; the fixed side is attached to the frame, the sliding sash is removable. Half screen and mousetrap (luggage) lock standard. Vinyl weather stripped tracks utilized on header and sill. Standard 4 9/16" jambs.	Present
1984	Wood Single-Glide	Sash for wood Single-Glide manufactured prior to April 1984 are series 30, after this date series 40 profile. Change in profile resulted in a grille size change and daylight opening change.	Present
1987	Clad Single-Glide	Unit features extruded aluminum exterior with one sliding and one fixed sash, half screen, cam style lock and routed finger pull. 3 9/16" jambs standard. One lite picture units available.	Present 1992 Present
1988	Wood Single-Glide	Name changed from Single-Glide (slider) to glider. Fluted casing changed to standard profile brick mould casing.	Present
1988	Clad Single-Glide	Name changed from Single-Glide (slider) to glider. Clad sash available with single glazing. Clad combination introduced.	Present Early 1992
1992	Wood Glider	Wood simulated divided lite option introduced.	Present
1992	Clad Glider	Standard jamb depth changed to 4 9/16" (3 9/16" jambs still available if specified).	Present
Mid 1992		Combination redesigned.	4/28/97
1993	Clad Glider	Meeting stile weather strip changed from dual leaf to bulb style. Simulated divided lite and factory installed clad brick mould casing options available. Extruded aluminum sill cladding replaced with Ultrex (pultruded fiberglass).	Present
1994	Wood Glider	Mousetrap (luggage) style lock changed to cam style lock.	Present
1997	Clad Glider	New design combination; April 28.	Present
2002	Clad Glider	3/02 Stone White becomes a standard color. Arctic White transitions to a select color.	Present
2003	Wood Glider Clad Glider	3/31/02 Satin Taupe (TP) hardware replaces bronze as standard.	Present
2008	Wood Glider Clad Glider	6/02/2008 Introduced charcoal colored high transparency screen mesh (CH HI-TRAN) as an option on all window and door products (including combinations).	Present
2011	Clad Glider	02/28/2011 Clad Glider discontinued	02/28/2011

HISTORY

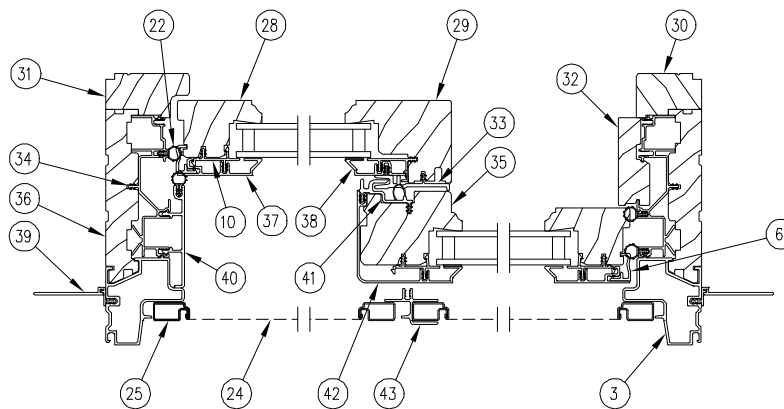
PRODUCED	UNIT TYPE	FEATURES OR CHANGES	DISCONTINUED
2011	Ultimate Glider	February 28, 2011 – Clad Ultimate Glider introduced with XO, OX, XX and XOX, O (picture unit) configurations. LoE ² -272™, one lite glazing, jamb depth is 4 9/16", Available in all 19 standard and select colors. Satin Taupe lock handle as standard.	Present
2011	Ultimate Glider	04/25/2011 Added LoE-180™ as a standard option for all products. White painted interior finish option introduced for all products.	Present
2011	Ultimate Glider	08/29/2011 Wood Ultimate Glider introduced. Wood Glider discontinued	Present 08/29/2011
2012	Ultimate Glider	10–29–2012 Interior Square Sticking/Glazing Bead option introduced. 12–17–2012 Introduced clear interior finish option on all products.	Present
2013	Ultimate Glider	04/29/2013 Introduced interior stain options. Stain colors are Wheat, Honey, Leather, Hazelnut, Cabernet and Espresso.	Present
2014	Ultimate Glider	10/27/2014 Introduced Window Opening Control Device (WOCD).	Present
2015	Ultimate Glider	02/23/2015 Introduced factory installed and replacement kits for the head jamb mount sash limiters.	Present
2016	Ultimate Glider	04/25/2016 Introduced the CUGL OXXO Configuration. 06/27/2016 Introduced matte Black as a standard hardware color.	Present

**CLAD ULTIMATE GLIDER
 XX OPERATOR**



**HEAD JAMB
 & SILL DETAIL**

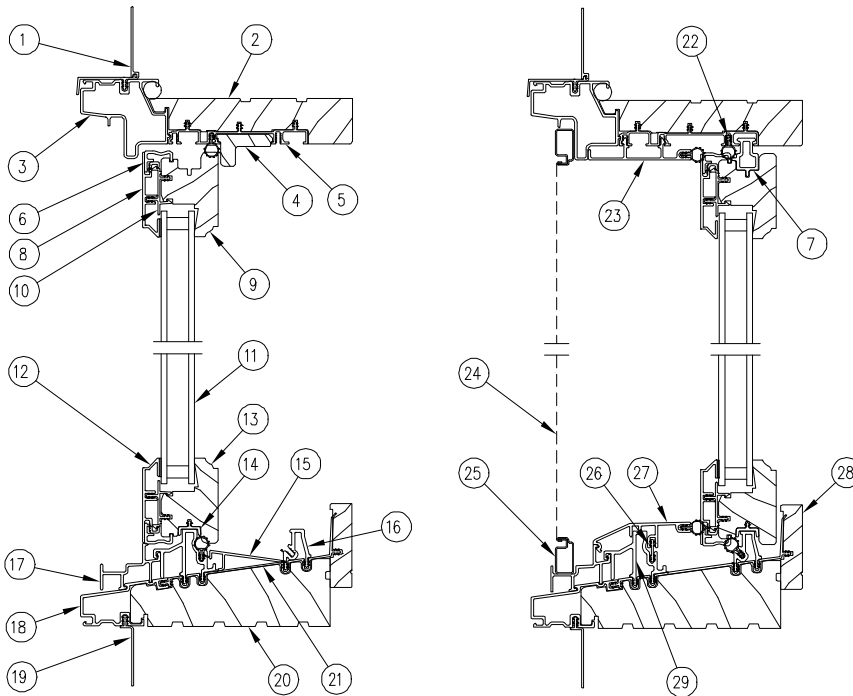
1. Head Jamb Nail Fin Drip Cap, V119
2. Head Jamb
3. Jamb Cladding
4. Head Jamb, Stop, W10933
5. Header Liner, V1969
6. Sash Weather Strip Contact Strip, V943
7. Sash Retainer Bar, V2048
8. Rail Cladding
9. Top Rail
10. Sash Cladding Clip
11. Insulated Glass
12. Rail Cladding
13. Bottom Rail
14. Glide Channel, V2009
15. Interior Sill Cover, V2038
16. Interior Sill Track, V2039
17. Exterior Screen Track, A2072
18. Sill Cladding
19. Sill Nailing Fin, V104
20. Sill
21. Sill Track Base
22. Frame Weather strip, V147
23. Cladding Cover, A1929
24. Screen Mesh
25. Screen Frame
26. Sill Liner, W2531
27. Exterior Sill Track, V2041
28. Stile
29. Primary Meeting Stile
30. Jamb Liner, W2533
31. Jamb Liner w Interior Stop, W10917
32. Interior Jamb Cover, W10752
33. Primary Sash Interlock, V2393
34. Vinyl Jamb Liner, V2040
35. Secondary Meeting Stile
36. Jamb
37. Stile Cladding
38. Primary Meeting Stile Cladding
39. Jamb Nailing Fin, V104
40. Frame Cover, A2013
41. Secondary Sash Interlock, V2388
42. Sec. Meeting Stile Cladding
43. Screen Connector



JAMB

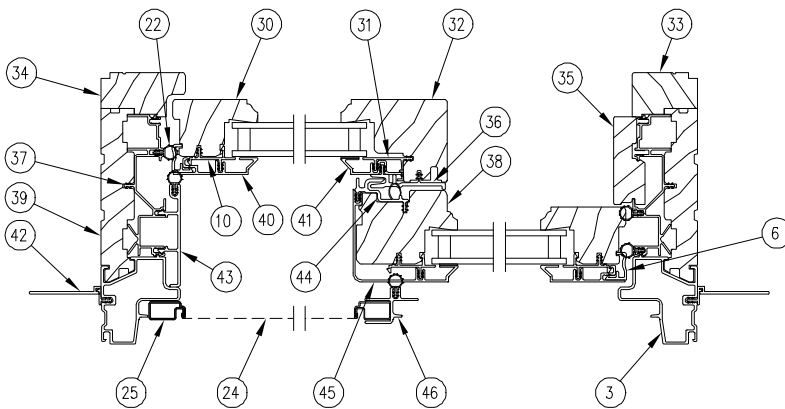
NOTE: Not to scale; specifications subject to change without notice.

**CLAD ULTIMATE GLIDER
 XO, OX, XOX OPERATOR**

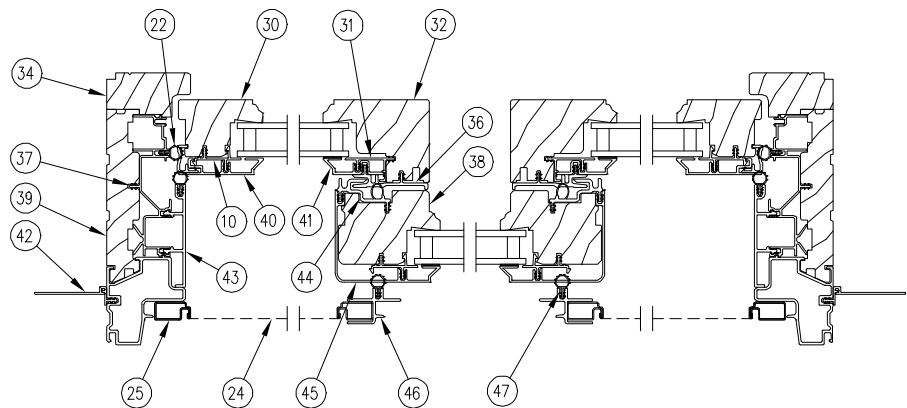


1. Head Jamb Nailing Fin/Drip Cap, V119
2. Head Jamb
3. Jamb Cladding
4. Head Jamb Stop, W10933
5. Header Liner, V1969
6. Sash Weather Strip Contact Strip, V943
7. Sash Retainer Bar, V2048
8. Rail Cladding
9. Top Rail
10. Sash Cladding Clip
11. Insulated Glass
12. Rail Cladding
13. Bottom Rail
14. Glide Channel, V2009
15. Interior Sill Cover, V2038
16. Interior Sill Track, V2039
17. Exterior Screen Track, A2068
18. Sill Cladding
19. Sill Nailing Fin, V104
20. Sill
21. Sill Track Base
22. Frame Weather Strip, V147
23. Cladding Cover, A2013
24. Screen Mesh
25. Screen Frame
26. Connecting Barb, V803
27. Sill Cover, A2008
28. Sill Liner, W2531
29. Exterior Sill Track, V2041
30. Stile
31. Cladding Connector
32. Primary Mtg Stile
33. Jamb Liner, W2533
34. Jamb Liner w/Interior Stop, W10917
35. Interior Jamb Cover, W10752
36. Primary Sash Interlock, V2393
37. Vinyl Jamb Liner, V2040
38. Secondary Mtg Stile
39. Jamb
40. Stile Cladding
41. Primary Mtg Stile Cladding
42. Jamb Nailing Fin, V104
43. Frame Cover, A2013
44. Secondary Sash Interlock, V2388
45. Secondary Mtg stile Cladding
46. Screen Connector
47. Screen Bulb Weather Strip, V113

HEAD JAMB & SILL DETAIL

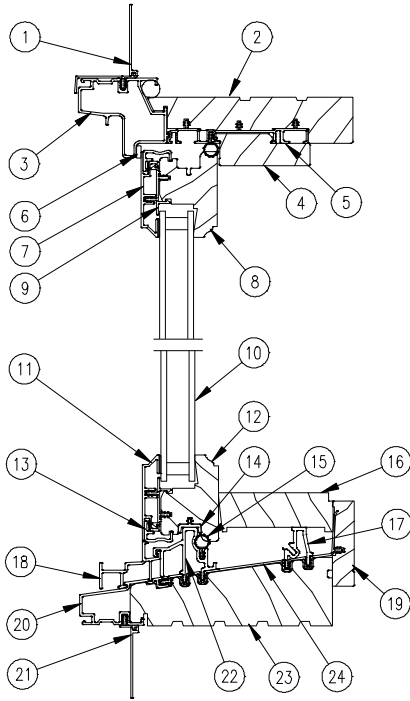


JAMB DETAIL



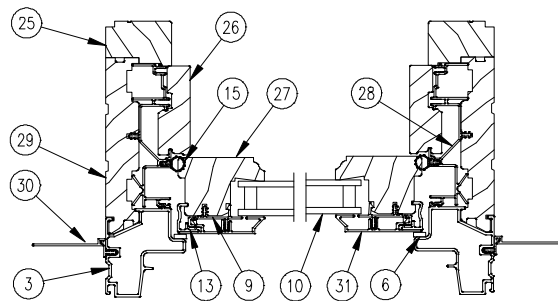
NOTE: Not to scale; specifications subject to change without notice.

**CLAD ULTIMATE GLIDER
 PICTURE UNIT**



**HEAD JAMB
 & SILL DETAIL**

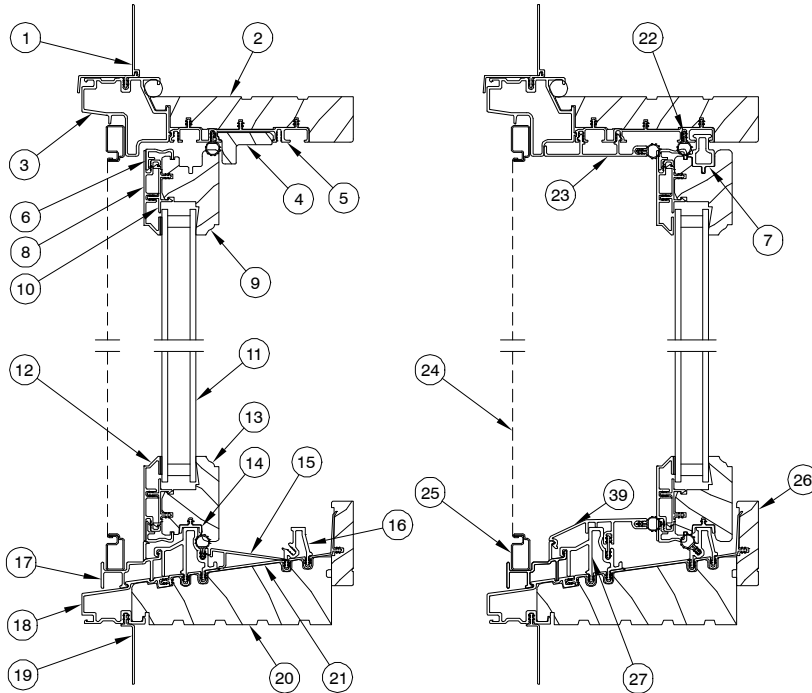
1. Head Jamb Nailing Fin/Drip Cap, V119
2. Head Jamb
3. Jamb Cladding
4. Head Jamb Stop, W11042
5. Header Liner, V1969
6. Foam Tape
7. Rail Cladding
8. Top Rail
9. Sash Cladding Clip
10. Insulated Glass
11. Rail Cladding
12. Bottom Rail
13. Sash Weather Strip Contact Strip, V943
14. Glide Channel, V2009
15. Weather Strip, V147
16. Sill Filler, W8591
17. Interior Sill Track, V2039
18. Exterior Screen Track, A2068
19. Sill Liner, W2531
20. Sill Cladding
21. Sill Nailing Fin, V104
22. Exterior Sill Track, V2041
23. Sill
24. Sill Track Base
25. Jamb Liner, W2533
26. Interior Jamb Cover, W10752
27. Stile
28. Vinyl Jamb Liner, V2040
29. Jamb
30. Jamb Nailing Fin
31. Stile Cladding



JAMB DETAIL

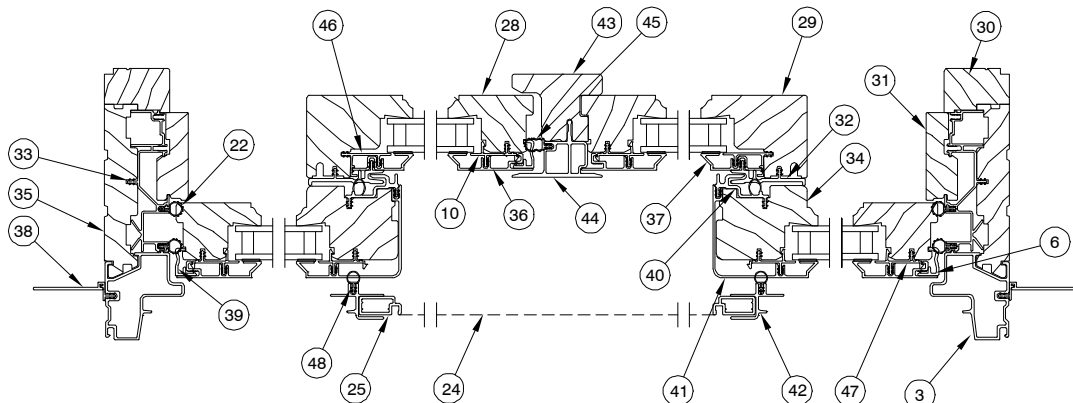
NOTE: Not to scale; specifications subject to change without notice.

**CLAD ULTIMATE GLIDER
 OXXO Operator**



HEAD JAMB & SILL DETAIL

1. Head Jamb Nailing Fin/Drip Cap, V119
2. Head Jamb
3. Jamb/Head Jamb Cladding
4. Head Jamb Stop, W10933
5. Header Liner, V1969
6. Sash Weather Strip Contact Strip, V943
7. Sash Retainer Bar, V2048
8. Rail Cladding
9. Top Rail
10. Sash Cladding Clip, V946
11. Insulated Glass
12. Bottom Rail Cladding
13. Bottom Rail
14. Glide Channel, V2009
15. Interior Sill Cover, V2038
16. Interior Sill Track, V2039
17. Exterior Screen Track, A2068
18. Sill Cladding
19. Sill Nailing Fin, V104
20. Sill
21. Sill Track Base
22. Vinyl Bulb Weather Strip, V147
23. Frame Cover, A2013
24. Screen Mesh
25. Screen Frame
26. Sill Liner, W2531
27. Exterior Sill Track, V2041
28. Stile
29. Primary Meeting Stile
30. Jamb Liner, W2533
31. Interior Jamb Cover, W10752
32. Primary Sash Interlock, V2393
33. Vinyl Jamb Liner, V2040
34. Secondary Meeting Stile
35. Jamb
36. Stile Cladding
37. Primary Meeting Stile Cladding
38. Jamb Nailing Fin, V104
39. Sill Cover, A2008
40. Secondary Sash Interlock, V2388
41. Secondary Meeting Stile Cladding
42. Screen Connector, A2009
43. Interior Astragal, W12643
44. Exterior Astragal, A2997
45. Active Mtg Stile Weather Strip, V1935
46. Primary Meeting Stile Cladding Connector
47. Sash Cladding Clip w/ Glazing Leg
48. Screen Weather Strip, V113



JAMB DETAIL

NOTE: Not to scale; specifications subject to change without notice.

When ordering replacement parts specify type of unit, part number and description.

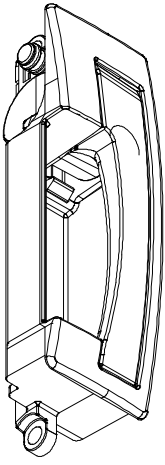
ILLUSTRATION <i>NOT TO SCALE</i>	DESCRIPTION	OPER./COLOR	PART NO.
	<p>Lock Handle Assembly</p> <p>Includes: handle housing, retainer, lock pin, bushing, extension spring, pivot as one assembly</p> <p>Also includes fasteners (11800821)</p>	<p>LH-XO</p> <p>TP BZ SW BS AB PC SC ORBZ SN MBK</p> <p>RH-OX</p> <p>TP BZ SW BS AB PC SC ORBZ SN MBK</p>	<p>10816160 10816161 10816162 10816163 10816164 10816165 10816166 10816167 10816168 10816169</p> <p>10816170 10816171 10816172 10816173 10816174 10816175 10816176 10816177 10816178 10816179</p>

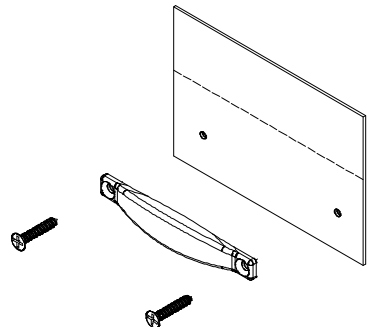
ILLUSTRATION <i>NOT TO SCALE</i>	DESCRIPTION HANDLE/SCREW COLOR	HANDLE	SCREW	HANDLE KIT
	<p>Secondary Sash Pull Handle</p> <p><i>Includes:</i> 1 - Handle 2 - #7 x 7/8 A17, full thread screw 1 - Handle installation template</p>	<p>TP BZ SW BS AB PC SC ORBZ SN MBK</p>	<p>11800786 11800779 10840019 11800787 11800788 11800790 11800789 11800794 11800796 11800767</p>	<p>11851700 11851701 11851702 11851703 11851704 11851705 11851706 11851707 11851708 11851709</p>

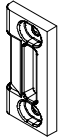
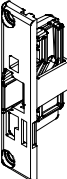
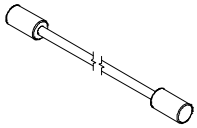
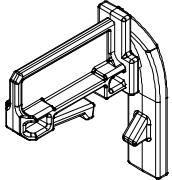
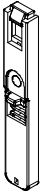
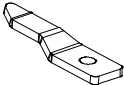
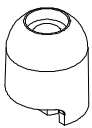
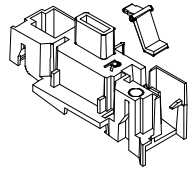
ILLUSTRATION NOT TO SCALE	DESCRIPTION	OPER./ COLOR	PART NO.
	Keeper <i>Includes:</i> 2 – Fasteners – 11800821	BG WH	10816185 10816184
	Latch Assembly <i>Includes Latch spring, Latch Flag, Latch Bolt, Latch Slide, Latch Housing and 2 fasteners (11800821) in one assembly</i>	XO BG OX BG XO WH OX WH	10816180 10816182 10816181 10816183
	Lock Cable Handle to Latch Frame OM Height All Unit Sizes		Cord Length 3.824"(97) 10810016
	Latch to Latch Frame OM Height 29.500–47.499" 47.500–65.499" 65.500" and greater		Cord Length 7.591"(193) 20.591"(523) 32.591"(828) 10810017 10810018 10810019
	Sash Retainer Bar Handle	BG	10813422
	Retainer Bar Latch <i>Includes:</i> 1 – Fastener – 11808340	BG	10500849
	Sash Retainer Bar Clip <i>Includes:</i> 1 – Fastener – 11808340	SS	11860432
	Sash Peg <i>Includes:</i> 1 – Fastener – 11807145	BK	11860284
	Sill Corner Weep Block	LH BG RH BG LH WH RH WH	11867813 11867815 11867814 11867816

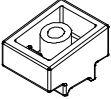
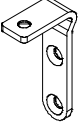
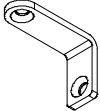
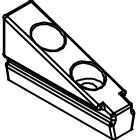
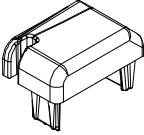
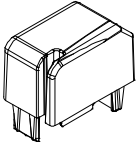
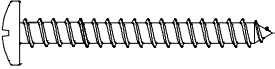
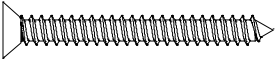
ILLUSTRATION NOT TO SCALE	DESCRIPTION	COLOR	PART NO.
	Sill End Plug <i>Includes:</i> 1 – Fastener – 11881129	Natural	10500536
	Stationary Bracket <i>Includes:</i> 3 – Fastener – Header Bracket screws 11808750	Galvanized Steel	11860431
	Sill Bracket <i>Includes:</i> 2 – Fastener – 11800551	Stainless Steel	11861171
	Sash Limiter Kit, Head Jamb Mount <i>Includes:</i> 1 – Sash Limiter– BG 10500456, WH 10500457 2 – #8–18 x 1" PH PH screws SS –11805150 1 – Instruction – 19972148 NOTE: XO, OX, XX units require 1 limiter per window. XOX, OXXO units require 2 limiters per window.	BG WH	10500458 10500459
	Top Astragal Plug – OXXO	BG	11869857
	Bottom Astragal Plug – OXXO	BG	11869858
	#8 x 1 1/2" Phillips Truss Head Screw	SS	11808155
	#8 x 1 1/2" Phillips Flat Head Screw	WH CS	11805169 11805182

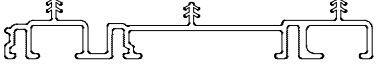
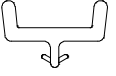
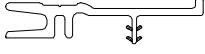
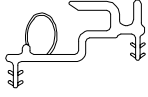

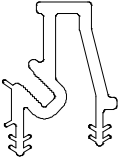
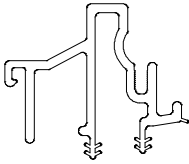
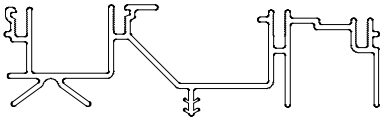



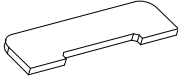
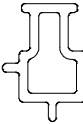





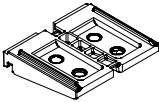
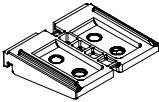


ILLUSTRATION NOT TO SCALE	DESCRIPTION	PART NO.	PART NO.																		
	<p>Header Liner V1969</p> <p>NOTE: Order Header Dust Block (11861172) with liner replacement. Order qty 2 for XOX configuration.</p> <table border="0"> <tr> <td>CN 3-0</td> <td>34 3/32"</td> <td>(866)</td> </tr> <tr> <td>CN 4-0</td> <td>46 3/32"</td> <td>(1171)</td> </tr> <tr> <td>CN 5-0</td> <td>58 3/32"</td> <td>(1475)</td> </tr> <tr> <td>CN 6-0</td> <td>70 3/32"</td> <td>(1780)</td> </tr> <tr> <td>Lineal</td> <td>120"</td> <td>(3048)</td> </tr> <tr> <td>Lineal</td> <td>175"</td> <td>(4445)</td> </tr> </table>	CN 3-0	34 3/32"	(866)	CN 4-0	46 3/32"	(1171)	CN 5-0	58 3/32"	(1475)	CN 6-0	70 3/32"	(1780)	Lineal	120"	(3048)	Lineal	175"	(4445)	<p>BG</p> <p>15354530 15354540 15354550 15354560 15354598 15354596</p>	<p>WH</p> <p>15354531 15354541 15354551 15354561 15354599 15354597</p>
CN 3-0	34 3/32"	(866)																			
CN 4-0	46 3/32"	(1171)																			
CN 5-0	58 3/32"	(1475)																			
CN 6-0	70 3/32"	(1780)																			
Lineal	120"	(3048)																			
Lineal	175"	(4445)																			
	<p>Glide Channel V2009</p> <table border="0"> <tr> <td>Lineal</td> <td>5"</td> <td>(127)</td> </tr> </table>	Lineal	5"	(127)	<p>Natural</p>	<p>15221201</p>															
Lineal	5"	(127)																			
	<p>Primary Sash Interlock (Field Service Interlock) V2387</p> <p>For each Interlock a Field Service Interlock Kit is to be sent (11860703) <i>Usage: Prior to 1/2014 - For Field Service only</i></p> <p>NOTE: Order by CN or RO of unit to receive correct fabrication.</p> <table border="0"> <tr> <td>Lineal</td> <td>150"</td> <td>(3810)</td> </tr> </table>	Lineal	150"	(3810)	<p>BG</p> <p>15355598</p>	<p>WH</p> <p>15355599</p>															
Lineal	150"	(3810)																			
	<p>Secondary Sash Interlock V2388</p> <table border="0"> <tr> <td>CN 2-0</td> <td>20 1/4"</td> <td>(514)</td> </tr> <tr> <td>CN 3-0</td> <td>32 1/4"</td> <td>(819)</td> </tr> <tr> <td>CN 3-6</td> <td>38 1/4"</td> <td>(971)</td> </tr> <tr> <td>CN 4-0</td> <td>44 1/4"</td> <td>(1124)</td> </tr> <tr> <td>CN 5-0</td> <td>56 1/4"</td> <td>(1429)</td> </tr> <tr> <td>Lineal</td> <td>76"</td> <td>(1930)</td> </tr> </table>	CN 2-0	20 1/4"	(514)	CN 3-0	32 1/4"	(819)	CN 3-6	38 1/4"	(971)	CN 4-0	44 1/4"	(1124)	CN 5-0	56 1/4"	(1429)	Lineal	76"	(1930)	<p>BG</p> <p>15355620 15355630 15355636 15355640 15355650 15355676</p>	
CN 2-0	20 1/4"	(514)																			
CN 3-0	32 1/4"	(819)																			
CN 3-6	38 1/4"	(971)																			
CN 4-0	44 1/4"	(1124)																			
CN 5-0	56 1/4"	(1429)																			
Lineal	76"	(1930)																			
	<p>Interior Sill Cover V2038</p> <table border="0"> <tr> <td>CN 3-0</td> <td>15 3/16"</td> <td>(386)</td> </tr> <tr> <td>CN 4-0</td> <td>21 3/16"</td> <td>(538)</td> </tr> <tr> <td>CN 5-0</td> <td>27 3/16"</td> <td>(690)</td> </tr> <tr> <td>CN 6-0</td> <td>33 3/16"</td> <td>(843)</td> </tr> <tr> <td>Lineal</td> <td>120"</td> <td>(3048)</td> </tr> </table>	CN 3-0	15 3/16"	(386)	CN 4-0	21 3/16"	(538)	CN 5-0	27 3/16"	(690)	CN 6-0	33 3/16"	(843)	Lineal	120"	(3048)	<p>BG</p> <p>15354430 15354440 15354450 15354460 15354498</p>	<p>WH</p> <p>15354431 15354441 15354451 15354461 15354499</p>			
CN 3-0	15 3/16"	(386)																			
CN 4-0	21 3/16"	(538)																			
CN 5-0	27 3/16"	(690)																			
CN 6-0	33 3/16"	(843)																			
Lineal	120"	(3048)																			

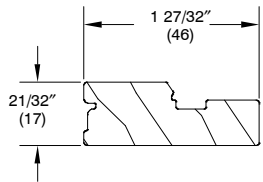
ILLUSTRATION NOT TO SCALE	DESCRIPTION	COLOR PART NO	COLOR PART NO																														
	<p>Interior Sill Track V2039</p> <table border="0"> <tr> <td>CN 3-0</td> <td>32 21/32"</td> <td>(829)</td> <td>15914230</td> <td>15914231</td> </tr> <tr> <td>CN 4-0</td> <td>44 21/32"</td> <td>(1134)</td> <td>15914240</td> <td>15914241</td> </tr> <tr> <td>CN 5-0</td> <td>56 21/32"</td> <td>(1439)</td> <td>15914250</td> <td>15914251</td> </tr> <tr> <td>CN 6-0</td> <td>68 21/32"</td> <td>(1744)</td> <td>15914260</td> <td>15914261</td> </tr> <tr> <td>Lineal</td> <td>120"</td> <td>(3048)</td> <td>15914298</td> <td>15914299</td> </tr> <tr> <td>Lineal</td> <td>175"</td> <td>(4445)</td> <td>15914297</td> <td>15914296</td> </tr> </table>	CN 3-0	32 21/32"	(829)	15914230	15914231	CN 4-0	44 21/32"	(1134)	15914240	15914241	CN 5-0	56 21/32"	(1439)	15914250	15914251	CN 6-0	68 21/32"	(1744)	15914260	15914261	Lineal	120"	(3048)	15914298	15914299	Lineal	175"	(4445)	15914297	15914296	BG	WH
CN 3-0	32 21/32"	(829)	15914230	15914231																													
CN 4-0	44 21/32"	(1134)	15914240	15914241																													
CN 5-0	56 21/32"	(1439)	15914250	15914251																													
CN 6-0	68 21/32"	(1744)	15914260	15914261																													
Lineal	120"	(3048)	15914298	15914299																													
Lineal	175"	(4445)	15914297	15914296																													
	<p>Exterior Sill Track XO, OX, XX V2041</p> <p>NOTE: Also order meeting stile seal assembly (10817203) when replacing sill track.</p> <table border="0"> <tr> <td>Lineal</td> <td>120"</td> <td>(3048)</td> <td>15914398</td> <td>15914399</td> </tr> <tr> <td>Lineal</td> <td>175"</td> <td>(4445)</td> <td>15914397</td> <td>15914396</td> </tr> </table> <p>NOTE: Order by CN or RO of unit to receive correct fabrication. Lineal length available by PN</p>	Lineal	120"	(3048)	15914398	15914399	Lineal	175"	(4445)	15914397	15914396	BG	WH																				
Lineal	120"	(3048)	15914398	15914399																													
Lineal	175"	(4445)	15914397	15914396																													
	<p>Jamb Liner V2040</p> <p>NOTE: Also order foam hardware gasket (10500510) when jamb liner is replaced.</p> <table border="0"> <tr> <td>CN 2-0</td> <td>20 1/16"</td> <td>(510)</td> <td>15354220</td> <td>15354221</td> </tr> <tr> <td>CN 3-0</td> <td>32 1/16"</td> <td>(814)</td> <td>15354230</td> <td>15354231</td> </tr> <tr> <td>CN 3-6</td> <td>38 1/16"</td> <td>(967)</td> <td>15354236</td> <td>15354237</td> </tr> <tr> <td>CN 4-0</td> <td>44 1/16"</td> <td>(1119)</td> <td>15354240</td> <td>15354241</td> </tr> <tr> <td>CN 5-0</td> <td>56 1/16"</td> <td>(1424)</td> <td>15354250</td> <td>15354251</td> </tr> <tr> <td>Lineal</td> <td>76"</td> <td>(1930)</td> <td>15354276</td> <td>15354277</td> </tr> </table>	CN 2-0	20 1/16"	(510)	15354220	15354221	CN 3-0	32 1/16"	(814)	15354230	15354231	CN 3-6	38 1/16"	(967)	15354236	15354237	CN 4-0	44 1/16"	(1119)	15354240	15354241	CN 5-0	56 1/16"	(1424)	15354250	15354251	Lineal	76"	(1930)	15354276	15354277	BG	WH
CN 2-0	20 1/16"	(510)	15354220	15354221																													
CN 3-0	32 1/16"	(814)	15354230	15354231																													
CN 3-6	38 1/16"	(967)	15354236	15354237																													
CN 4-0	44 1/16"	(1119)	15354240	15354241																													
CN 5-0	56 1/16"	(1424)	15354250	15354251																													
Lineal	76"	(1930)	15354276	15354277																													
	<p>Sash Stop V784</p> <table border="0"> <tr> <td></td> <td>3/4" – XO, OX</td> <td>10500882</td> <td>10500881</td> </tr> <tr> <td></td> <td>(order qty 2) 1 3/4" – XOX</td> <td>10500524</td> <td>10500523</td> </tr> </table>		3/4" – XO, OX	10500882	10500881		(order qty 2) 1 3/4" – XOX	10500524	10500523	BG	WH																						
	3/4" – XO, OX	10500882	10500881																														
	(order qty 2) 1 3/4" – XOX	10500524	10500523																														
	<p>Contact Strip V943</p> <table border="0"> <tr> <td>CN 5-0</td> <td>56 1/14"</td> <td>(1429)</td> <td>15359050</td> <td></td> </tr> <tr> <td>Lineal</td> <td>100 1/2"</td> <td>(2553)</td> <td>15351299</td> <td></td> </tr> </table>	CN 5-0	56 1/14"	(1429)	15359050		Lineal	100 1/2"	(2553)	15351299		BG																					
CN 5-0	56 1/14"	(1429)	15359050																														
Lineal	100 1/2"	(2553)	15351299																														
	<p>Connecting Barb V803</p> <table border="0"> <tr> <td>Lineal</td> <td>6"</td> <td>(152)</td> <td>15812998</td> <td></td> </tr> </table>	Lineal	6"	(152)	15812998		BG																										
Lineal	6"	(152)	15812998																														
	<p>Foam Hardware Gasket</p>	BG	10500510																														
	<p>Sash Retainer Bar V2048</p> <table border="0"> <tr> <td>CN 3-0</td> <td>13 3/4"</td> <td>(413)</td> <td>15354630</td> <td></td> </tr> <tr> <td>CN 4-0</td> <td>19 3/4"</td> <td>(502)</td> <td>15354640</td> <td></td> </tr> <tr> <td>CN 5-0</td> <td>25 3/4"</td> <td>(654)</td> <td>15354650</td> <td></td> </tr> <tr> <td>CN 6-0</td> <td>31 3/4"</td> <td>(806)</td> <td>15354660</td> <td></td> </tr> <tr> <td>Lineal</td> <td>76"</td> <td>(1930)</td> <td>15354676</td> <td></td> </tr> </table>	CN 3-0	13 3/4"	(413)	15354630		CN 4-0	19 3/4"	(502)	15354640		CN 5-0	25 3/4"	(654)	15354650		CN 6-0	31 3/4"	(806)	15354660		Lineal	76"	(1930)	15354676		BG						
CN 3-0	13 3/4"	(413)	15354630																														
CN 4-0	19 3/4"	(502)	15354640																														
CN 5-0	25 3/4"	(654)	15354650																														
CN 6-0	31 3/4"	(806)	15354660																														
Lineal	76"	(1930)	15354676																														

When ordering replacement weather strip specify quantity, color, part number and description.

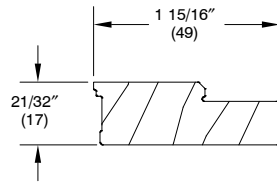
ILLUSTRATION NOT TO SCALE	DESCRIPTION	Color/Part Number	Color/Part Number	Color/Part Number
	Head/Sill Frame Weather Strip V147 CN 3-0 17 1/4" (438) CN 4-0 23 1/4" (591) CN 5-0 29 1/4" (743) CN 6-0 35 1/4" (895)	BG 15359730 15359740 15359750 15359760	WH 15359630 15359640 15359650 15359660	
	Jamb Frame Weather Strip V147 CN 2-0 20 5/8" (524) CN 3-0 32 5/8" (829) CN 3-6 38 5/8" (981) CN 4-0 44 5/8" (1133) CN 5-0 56 5/8" (1438) *Lineal 150" (3810)	BG 15359420 15359430 15359436 15359440 15359450 15351699	WH 15359320 15359330 15359336 15359340 15359350 17002300	BK 15359520 15359530 15359536 15359540 15359550 17002299
	*NOTE: To receive correct fabrication, order CN 6-0 by RO or length, 68 5/8".			
	Cover Frame Weather Strip V147 CN 3-0 15 1/8" (384) CN 4-0 21 1/8" (537) CN 5-0 27 1/8" (689) CN 6-0 33 1/8" (841)	BG 15360030 15360040 15360050 15360060	WH 15359930 15359940 15359950 15359960	BK 15360130 15360140 15360150 15360160
	Astragal Weather Strip V1935 – 100"	BG 15357498	WH 15357398	BK 15357598
		Header Dust Block 1 1/8" x 1 1/8" x 1/2"	GRAY 11869828	
	Sill Dust Block 1 5/8" x 7/8" x 3/8"	GRAY 11869823		
	Meeting Stile Seal Assembly XO, OX, XX, O Includes: 1 – Fastener – 11808100	BG 10817203		
	Meeting Stile Sill Block, XOX / OXXO Includes fasteners (11808580) NOTE: Order 1 sill dust block with a meeting stile sill block replacement	BG 11861172		
	Foam Tape 150' Roll	Gray 11406218		
	Clutch Pocket Plug 7/8" x 11/16" x 5/8"	WH 10500504		
	Dust Block, XX Screen Sill 5/16" x 1 1/8"	GRAY 11869854		

When ordering replacement wood parts specify:

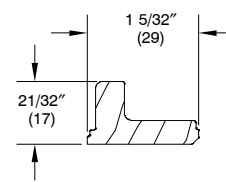
1. profile number;
2. call number or rough opening;
3. length;
4. LH or RH operation (if applicable)
5. type of product;
6. finish.



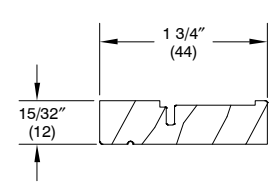
W10752 – Jamb Cover
 XO, OX, XX, OXXO Picture
 Max length: 76" (1930)



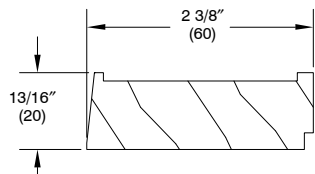
W11042 – Head Jamb
 Stop – Picture
 Max length: 76" (1930)



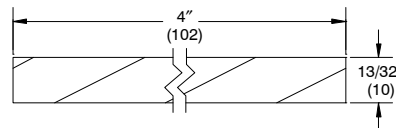
W10933 – Head Jamb Stop
 XO, OX, XOX, XX, OXXO
 Max length: 76" (1930)



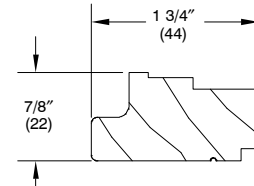
W2531 – Sill Liner
 Max length: 168" (4267)



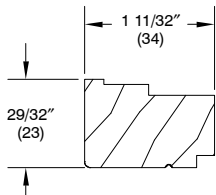
W8591 – Sill Filler – Picture
 Max length: 120" (3048)



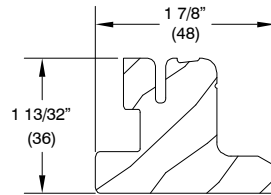
W7053 – Header Jamb to
 Sill Filler
 Horizontal Mullion
 Max length: 102" (2591)



W10917 – Jamb Liner
 with Interior Stop
 Max length: 76" (1930)



W2533 – Jamb Liner
 Max length: 78" (1981)

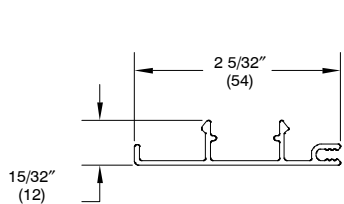


W12643 – Interior Astragal
 OXXO
 Max length: 96" (2438)

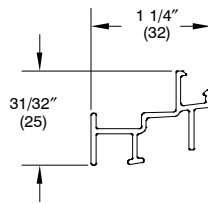
IMPORTANT: The Interior Astragal (W12643) and the Exterior Astragal (A2997) will have to be ordered as a sub-assembly through the ETO process. Top and Bottom Astragal Plug, as well as #8 x 1 1/2" Phillips truss head screws will need to be ordered separately if necessary (refer to UGL-11 for specifics).

When ordering replacement aluminum parts specify:

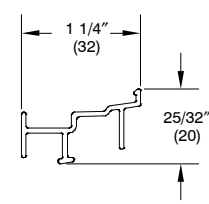
1. profile number;
2. call number or rough opening;
3. length;
4. LH or RH operation (if applicable)
5. type of product;
6. finish.



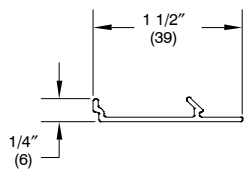
A2013 – Frame Clad Cover
 XO, OX, XX, XOX, OXXO



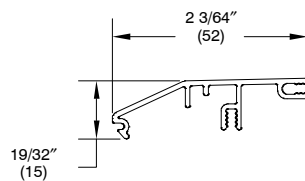
A2068 – Exterior Screen Track
 XO/OX, XOX, OXXO, Picture



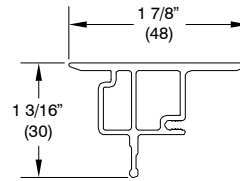
A2072 – Exterior Screen Track
 XX



A1929 – Cladding Cover –
 XX



A2008 – Sill Cover
 XO, OX, XOX, OXXO



A2997 – Exterior Astragal
 OXXO

IMPORTANT: The Interior Astragal (W12643) and the Exterior Astragal (A2997) will have to be ordered as a sub-assembly through the ETO process. Top and Bottom Astragal Plug, as well as #8 x 1 1/2" Phillips truss head screws will need to be ordered separately if necessary (refer to UGL-11 for specifics).

ORDERING REPLACEMENT SASH FOR ULTIMATE CLAD GLIDER

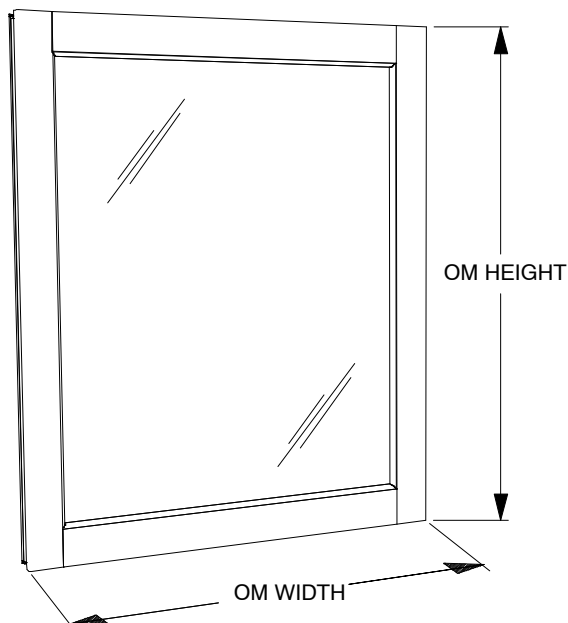
When ordering replacement sash specify:

1. product
2. size (call number or outside measurement (OM) of sash);
3. type and operation OX/XO, XOX, XXR or XXL, O
4. glazing;
5. finish.
6. sticking (see illustration).
 - a. ogee
 - b. square

ORDERING REPLACEMENT SASH FOR ULTIMATE CLAD GLIDER PICTURE UNITS

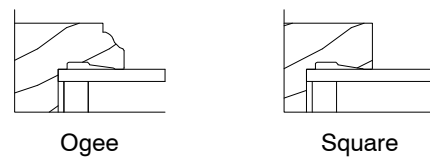
When ordering replacement sash specify:

1. size (call number or OM of sash)
2. glazing;
3. finish.
4. sticking (see illustration).
 - a. ogee
 - b. square



**Clad Stationary Sash
Exterior View**

**Sticking Profiles
Standard**



Aluminum screens are standard with color to match the exterior and charcoal colored fiberglass 18 x 16 screen mesh. Aluminum mesh is available as an option in Charcoal High Transparency, Charcoal Aluminum, Black Aluminum, Bright Aluminum, and Bright Bronze. XO/OX and XOX standard screens cover the active sash opening, XX screens cover the entire window opening as standard. Determine the outside measurement of the existing screen. Find the sizes that correspond to the width and height indicated on the following charts. Surrounds are available in all standard and select colors.

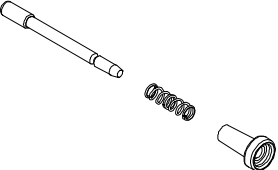
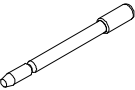


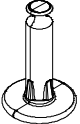

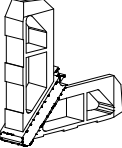
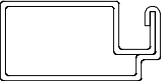

When ordering replacement screen specify:

1. Size of the screen by using the conversion charts below or measure the existing unit. The daylight opening is the measurement of the visible glass.
2. handing, XO, OX, XXL, XXR
3. color;
4. mesh type (if other than standard).

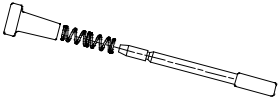
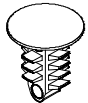
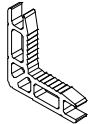
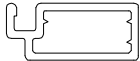
NOTE: Ultimate Glider screens are specific to the type of glider and handing (XO, OX, XXL, XXR). They are not interchangeable. To convert from an active screen on an XX glider to a full dual screen, both screens must be ordered independently.

Screen Sizes for Ultimate Glider 02-28-2011 to present Daylight Opening to OM of Active Screen							
Daylight Width (of primary sash) + 3 9/32" = OM Width of Screen							
XX Primary Screen (in front of primary sash) Daylight Width of Primary Sash + 3 9/32" = OM Width of Primary Screen							
XX Secondary Screen (in front of secondary sash) Daylight Width of Secondary Sash + 3 9/32" = OM Width of Secondary Screen							
XO, OX, XOX, XX Daylight Height + 4 17/32" = OM Height of Screen							
XO, OX, XOX Width		XX Primary Width		XX Secondary Width		XO, OX, XX, XOX Height	
Size	OM - Width	Size	OM - Height	Size	OM - Width	Size	OM - Height
3-0	16 9/16"(421)	30	16 9/16" (421)	3-0	17 7/32"(437)	2-0	21 1/4" (539)
3-6	19 9/16"(497)	36	19 9/16" (497)	3-6	20 7/32"(514)	2-6	27 1/4" (692)
4-0	22 9/16"(573)	40	22 9/16"(573)	4-0	23 7/32"(590)	3-0	33 1/4" (844)
4-6	25 9/16"(649)	46	25 9/16" (649)	4-6	26 7/32"(666)	3-6	39 1/4" (997)
5-0	28 9/16"(725)	50	28 9/16" ((726)	5-0	29 7/32"(742)	4-0	45 1/4" (1149)
5-6	31 9/16"(802)	56	31 9/16"(802)	5-6	32 7/32"(818)	4-6	51 1/4" (1301)
6-0	34 9/16"(878)	60	34 9/16" (878)	6-0	35 7/32"(895)	5-0	57 1/4" (1454)
						5-6	63 1/4" (1606)
						6-0	69 1/4" (1759)

When ordering replacement parts specify part number and quantity.

ILLUSTRATION NOT TO SCALE	DESCRIPTION	COLOR	PART NO.
	Screen Plunger Kit – 3 PC Used 02/28/2012 to present Includes: 1 – Plunger (05070315) 1 – Plunger Spring (05070421) 1 – Plunger Cap (05070308-BK)		11851054
	Screen Plunger	Mill Finish	05070315
	Spring, Plunger		05070421
	Screen Plunger Cap	Black	05070308
	Screen Glide	BK	11040341
	Screen Weather Strip V113 Lineal 150" (3810)	BG WH BK	15619698 15620498 15620598
	Corner Key, Screen MISC 051	SW BZ PB/TP BN CL EG	11867875 11867862 11867863 11867864 11867866 11867868
	Screen Surround, Aluminum Profile A135 Available in 150" (3810) length	SW BZ PB BN EG	18801120 15231399 15231150 15231499 15230199
	Dust Block XX configuration half Screen Specify lineal feet needed	Gray	11869855

When ordering replacement parts specify part number and quantity.

ILLUSTRATION NOT TO SCALE	DESCRIPTION	COLOR	PART NO.
	Magnum Plunger and Spring Assembly – OXXO use only Extruded Screen Includes: 1 – Plunger Bolt (05070309) 1 – Plunger Spring (05070421) 1 – Plunger Cap (05070308 – BK)		10500706
	Weep Bump – OXXO use only	Black	10500095
	Corner Key, Screen – OXXO use only A2339	AL	11867894
	Screen Frame – OXXO use only A2296 Available in 168" (4267) length	BN PB BZ EG SW WB EB CC CS MCP CO CG HS SA MSL MLB GM SE CY	16020010 16020020 16020030 16020040 16020050 16020070 16020090 16020100 16020110 16020131 16020140 16020150 16020160 16020170 16020181 18872738 18872740 18872742 18872744

Combination units are composed of two glass panels and a screen insert. One of the storm panels slides to the side for self storage when the screen is in use. When ordering replacement combinations and/or inserts determine the outside measurement of the existing items or use the following conversions. Use the following charts based on daylight openings to determine combination size and component sizes. Aluminum surrounds on combinations are available in bronze, stone white, brown, pebble gray and evergreen. Charcoal aluminum wire screen is standard.

When ordering replacement combinations specify:

1. size of the combination by using the conversion charts below or measure the existing unit.
2. operation:OX, XO, XXL, XXR or triple sash
3. color; mesh type (if other than standard); glass type.

Combination Sizes for Ultimate Glider 02-28-2011 to present Daylight Opening to OM of Combination

* NOTE: Daylight opening is the measurement of the visible glass.

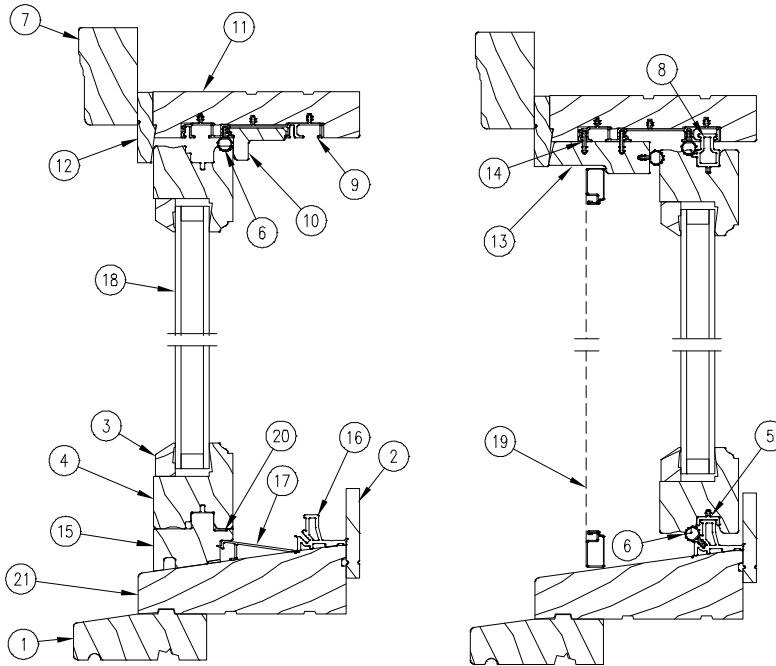
XO, OX, XX Daylight Width of Primary + Daylight Width of Secondary + 6 15/16" = OM Width of Combination

XOX Daylight Width of Primary Sash 1 + Daylight Width of Secondary + Daylight Width of Primary 2 Sash + 9 3/8" = OM Width of Combination

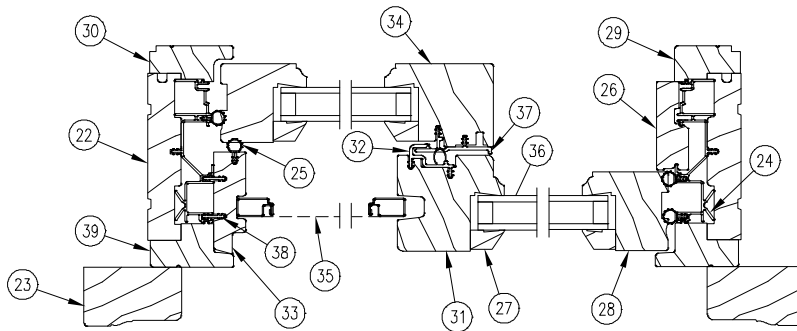
XO, OX, XOX, XX Daylight Height + 4 5/8" = OM Height of Combination

Combination				Individual Panels			
XO, OX, XX OM Width of Combination		All OM Height of Combination XO, OX, XX, XOX		Stationary Panel OM Width XO, OX, XX	Operator Panel OM Width XO, OX, XX	Screen Panel OM Width XO, OX, XX	All Panels OM Height XO, OX, XX, XOX
Size	Width	Size	Height	Width	Width	Width	Height
3-0	33 15/32"(850)	2-0	21 11/32"(542)	16 3/8"(416)	16 3/8"(416)	15 1/16"(383)	18 15/32"(469)
3-6	39 15/32"(1003)	2-6	27 11/32"(695)	19 3/8"(492)	19 3/8"(492)	18 1/16"(459)	24 15/32"(622)
4-0	45 15/32"(1155)	3-0	33 11/32"(847)	22 3/8"(568)	22 3/8"(568)	21 1/16"(535)	30 15/32"(774)
4-6	51 15/32"(1308)	3-6	39 11/32"(1000)	25 3/8"(644)	25 3/8"(644)	24 1/16"(611)	36 15/32"(927)
5-0	57 15/32"(1460)	4-0	45 11/32"(1152)	28 3/8"(721)	28 3/8"(721)	27 1/16"(687)	42 15/32"(1079)
5-6	63 15/32"(1612)	4-6	51 11/32"(1304)	31 3/8"(797)	31 3/8"(797)	30 1/16"(764)	48 15/32"(1231)
6-0	69 15/32"(1765)	5-0	57 11/32"(1457)	34 3/8"(873)	34 3/8"(873)	33 1/16"(840)	54 15/32"(1384)
		5-6	63 11/32"(1609)				60 15/32"(1536)
		6-0	69 11/32"(1762)				66 15/32"(1689)
XOX Width of Combination				Stationary Panel OM Width XOX	Operator Panel OM Width XOX	Screen Panel OM Width XOX	
CN	OM Width			Width	Width	Width	
6-0	69 15/32"(1765)			38"(365)	15 1/16"(382)	15 1/16"(382)	
8-0	93 15/32"(2374)			50"(1270)	21 1/16"(535)	21 1/16"(535)	
10-0	117 15/32"(2984)			62"(1575)	27 1/16"(687)	27 1/16"(687)	

**WOOD ULTIMATE GLIDER
 XO, OX, XOX**



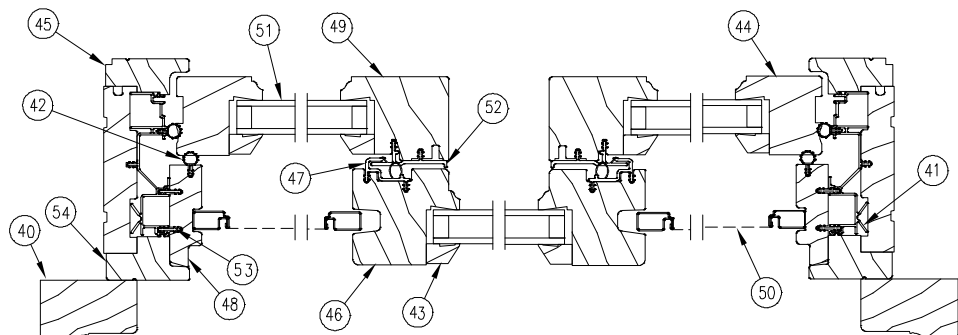
HEAD JAMB & SILL DETAIL



JAMB DETAIL – XO, OX

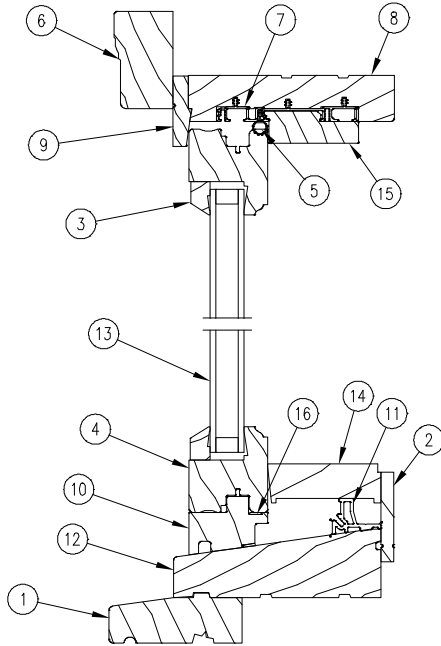
1. Subsill, W10333
2. Interior Sill Liner, W2146
3. Glazing Bead, W10384
4. Rail
5. Glide Channel, V2009
6. Frame Weather Strip, V147
7. Brick Mould Casing, W1047
8. Sash Retainer Bar
9. Header Liner, V1969
10. Head Jamb Stop, W10933
11. Head Jamb
12. Top Blind Stop, W2125
13. Exterior Head Jamb Cover, W11097
14. Connecting Barb, V803
15. Leveling Block, W11319
16. Sill Track, V2088
17. Interior Sill Cover, V2038
18. Glass
19. Screen
20. Foam Tape
21. Sill
22. Jamb
23. Brick Mould Casing, W1047
24. Jamb Liner, V2040
25. Frame Weather Strip, V147
26. Interior Jamb Cover, W10752
27. Glazing Bead, W10384
28. Stile
29. Interior Jamb Liner, W2127
30. Jamb Liner with Interior Stop, W11085
31. Secondary Meeting Stile
32. Secondary Sash Interlock, V2064
33. Exterior jamb Cover, W11181
34. Primary Meeting Stile
35. Screen
36. Glass
37. Primary Sash Interlock, V2071
38. Connecting Barb, V803
39. Jamb Blind Stop, W8950
40. Brick Mould Casing, W1047
41. Jamb Liner, V2040
42. Frame Weather Strip, V147
43. Glazing Bead, W10384
44. Stile
45. Jamb Liner with Interior Stop, W11085
46. Secondary Meeting Stile
47. Secondary Sash Interlock, V2064
48. Exterior Jamb Cover, W11181
49. Primary Meeting Stile
50. Screen
51. Glass
52. Primary Sash Interlock, V2071
53. Connecting Barb, V803
54. Jamb Blind Stop, W8950

JAMB DETAIL – XOX



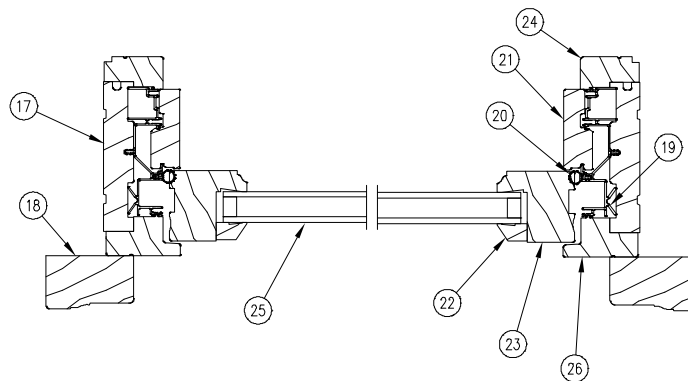
NOTE: Not to scale; specifications subject to change without notice.

**WOOD ULTIMATE GLIDER
 PICTURE UNIT**



**HEAD JAMB
 & SILL DETAIL**

1. Subsill, W10333
2. Sill Liner, W2146
3. Glazing Bead, W10384
4. Rail
5. Frame Weather Strip, V147
6. Brick Mould Casing, W1047
7. Header Liner, V1969
8. Head Jamb
9. Top Blind Stop, W2125
10. Leveling Block, W11319
11. Sill Track, V2088
12. Sill
13. Glass
14. Sill Filler, W8591
15. Head Jamb Stop, W11042
16. Foam Tape
17. Jamb
18. Brick Mould Casing, W1047
19. Jamb Liner, V2040
20. Frame Weather Strip, V147
21. Interior Jamb Cover, W10752
22. Glazing Bead, W10384
23. Stile
24. Interior Jamb Liner, W2127
25. Glass
26. Jamb Blind Stop, W8950



JAMB DETAIL

NOTE: Not to scale; specifications subject to change without notice.

When ordering replacement parts specify type of unit, part number and description.

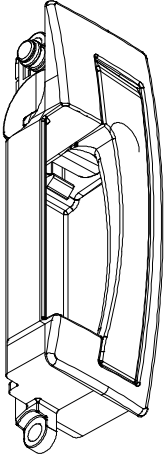
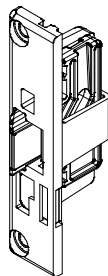
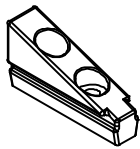
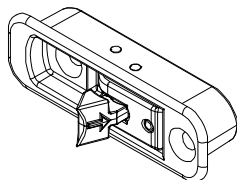
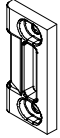
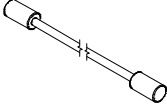
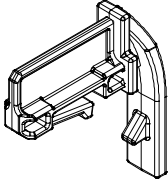
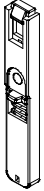
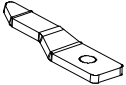
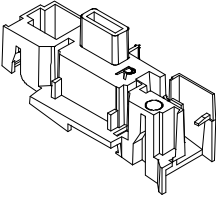
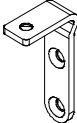
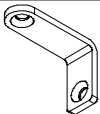
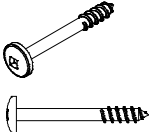
ILLUSTRATION NOT TO SCALE	DESCRIPTION	OPER./ COLOR	PART NO.
	<p>Lock Handle Assembly Includes handle housing, retainer, lock pin, bushing, extension spring, pivot as one assembly. Includes fasteners (11800821)</p>	LH XO TP RH OX TP LH XO BZ RH OX BZ LH XO SW RH OX SW LH XO BS RH OX BS LH XO AB RH OX AB LH XO PC RH OX PC LH XO SC RH OX SC LH XO ORBZ RH OX ORBZ LH XO SN RH OX SN	10816160 10816170 10816161 10816171 10816162 10816172 10816163 10816173 10816164 10816174 10816165 10816175 10816166 10816176 10816167 10816177 10816168 10816178
	<p>Latch Assembly <i>Includes Latch spring, Latch Flag, Latch Bolt, Latch Slide, Latch Housing and 2 fasteners (11800821) in one assembly</i></p>	XO BG OX BG XO WH OX WH	10816180 10816182 10816181 10816183
	<p>Sash Limiter Kit, Head Jamb Mount <i>Includes:</i> 1 - Sash Limiter- BG 10500456, WH 10500457 2 - #8-18 x 1" PH PH screws SS -11805150 1 - Instruction - 19972148</p> <p>NOTE: XO, OX, XX units require 1 limiter per window. XOX, OXXO units require 2 limiters per window.</p>	BG WH	10500458 10500459
	<p>Window Opening Control Device (WOCD) Installation Kit- Field Service Only <i>Includes:</i> 2 - #8 x 1" PH FH screws TP-11800910, WH-11800904, BZ-11800911, BS-11800912, AB-11800909, PC-11800907, SC-11800905, ORBZ-11800908, SN-11800906, MBK-11800913</p>	TP SW BZ BS AB PC SC ORBZ SN MBK	11850651 11850652 11850653 11850654 11850655 11850656 11850657 11850658 11850659 11850660

ILLUSTRATION NOT TO SCALE	DESCRIPTION	OPER./COLOR	PART NO.
	Keeper <i>Includes:</i> 2 – Fasteners – 11800821	BG WH	10816185 10816184
	Lock Cable Handle to Latch Frame OM Height All Unit Sizes Cord Length 3.824”(97)		10810016
	Latch to Latch Frame OM Height 30.063–48.062” 48.063–66.062” 66.063” and greater Cord Length 7.591”(193) 20.591”(523) 32.591”(828)		10810017 10810018 10810019
	Sash Retainer Bar Handle	BG	10813422
	Retainer Bar Latch <i>Includes:</i> 1 – Fastener – 11808340	BG	10500849
	Sash Retainer Bar Clip <i>Includes:</i> 1 – Fastener – 11808340	SS	11860432
	Sill Corner Weep Block	OX, O LH BG* XO, O RH BG* OX, O LH WH* XO, O RH WH*	11867813 11867815 11867814 11867816
	Header Stationary Bracket <i>Includes:</i> 3 – Fastener – 11808750	Galvanized Steel	11860431
	Sill Bracket <i>Includes:</i> 2 – Fastener – 11800551	Stainless Steel	11861171
	Subsill Screw #8 x 1 3/8” type A #2 Square Drive recess Pan Head, thread forming, self tapping, 1/3 Thread	Stainless Steel	11881374

*2 needed per O configuration, 1 needed per XO/OX configuration


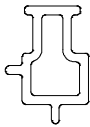
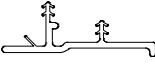
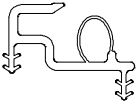
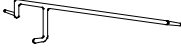
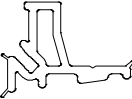
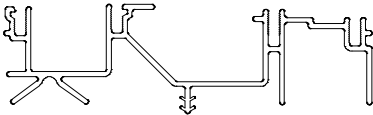
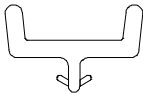
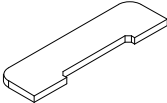
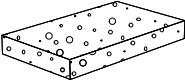


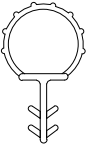

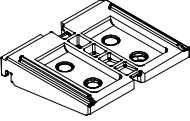
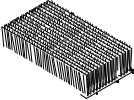

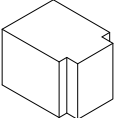
ILLUSTRATION NOT TO SCALE	DESCRIPTION	PART NO.	PART NO.																		
	<p>Header Liner V1969</p> <p>NOTE: Order Header Dust Block (11861172) with liner replacement. Order qty 2 for XO configuration</p> <table border="0"> <tr> <td>Lineal</td> <td>120"</td> <td>(3048)</td> </tr> <tr> <td>Lineal</td> <td>175"</td> <td>(4445)</td> </tr> </table>	Lineal	120"	(3048)	Lineal	175"	(4445)	<p>BG</p> <p>15354598 15354596</p>	<p>WH</p> <p>15354599 15354597</p>												
Lineal	120"	(3048)																			
Lineal	175"	(4445)																			
	<p>Sash Retainer Bar V2048</p> <table border="0"> <tr> <td>CN 3-0</td> <td>13 3/4"</td> <td>(413)</td> </tr> <tr> <td>CN 4-0</td> <td>19 3/4"</td> <td>(502)</td> </tr> <tr> <td>CN 5-0</td> <td>25 3/4"</td> <td>(654)</td> </tr> <tr> <td>CN 6-0</td> <td>31 3/4"</td> <td>(806)</td> </tr> <tr> <td>Lineal</td> <td>76"</td> <td>(1930)</td> </tr> </table>	CN 3-0	13 3/4"	(413)	CN 4-0	19 3/4"	(502)	CN 5-0	25 3/4"	(654)	CN 6-0	31 3/4"	(806)	Lineal	76"	(1930)	<p>BG</p> <p>15354630 15354640 15354650 15354660 15354676</p>				
CN 3-0	13 3/4"	(413)																			
CN 4-0	19 3/4"	(502)																			
CN 5-0	25 3/4"	(654)																			
CN 6-0	31 3/4"	(806)																			
Lineal	76"	(1930)																			
	<p>Primary Sash Interlock V2071</p> <p>NOTE: Order by CN or RO of unit to receive correct fabrication. Lineal length available by PN</p> <table border="0"> <tr> <td>Lineal</td> <td>76"</td> <td>(1930)</td> </tr> </table>	Lineal	76"	(1930)	<p>15354977</p>	<p>15354976</p>															
Lineal	76"	(1930)																			
	<p>Secondary Sash Interlock V2064</p> <table border="0"> <tr> <td>CN 2-0</td> <td>20 1/4"</td> <td>(514)</td> </tr> <tr> <td>CN 3-0</td> <td>32 1/4"</td> <td>(819)</td> </tr> <tr> <td>CN 3-6</td> <td>38 1/4"</td> <td>(972)</td> </tr> <tr> <td>CN 4-0</td> <td>44 1/4"</td> <td>(1129)</td> </tr> <tr> <td>CN 5-0</td> <td>56 1/4"</td> <td>(1429)</td> </tr> <tr> <td>Lineal</td> <td>76"</td> <td>(1930)</td> </tr> </table>	CN 2-0	20 1/4"	(514)	CN 3-0	32 1/4"	(819)	CN 3-6	38 1/4"	(972)	CN 4-0	44 1/4"	(1129)	CN 5-0	56 1/4"	(1429)	Lineal	76"	(1930)	<p>BG</p> <p>15914520 15914530 15914536 15914540 15914550 15914576</p>	
CN 2-0	20 1/4"	(514)																			
CN 3-0	32 1/4"	(819)																			
CN 3-6	38 1/4"	(972)																			
CN 4-0	44 1/4"	(1129)																			
CN 5-0	56 1/4"	(1429)																			
Lineal	76"	(1930)																			
	<p>Interior Sill Cover V2038</p> <table border="0"> <tr> <td>CN 3-0</td> <td>15 3/16"</td> <td>(386)</td> </tr> <tr> <td>CN 4-0</td> <td>21 3/16"</td> <td>(538)</td> </tr> <tr> <td>CN 5-0</td> <td>27 3/16"</td> <td>(690)</td> </tr> <tr> <td>CN 6-0</td> <td>33 3/16"</td> <td>(843)</td> </tr> <tr> <td>Lineal</td> <td>120"</td> <td>(3048)</td> </tr> </table>	CN 3-0	15 3/16"	(386)	CN 4-0	21 3/16"	(538)	CN 5-0	27 3/16"	(690)	CN 6-0	33 3/16"	(843)	Lineal	120"	(3048)	<p>BG</p> <p>15354430 15354440 15354450 15354460 15354498</p>	<p>WH</p> <p>15354431 15354441 15354451 15354461 15354499</p>			
CN 3-0	15 3/16"	(386)																			
CN 4-0	21 3/16"	(538)																			
CN 5-0	27 3/16"	(690)																			
CN 6-0	33 3/16"	(843)																			
Lineal	120"	(3048)																			
	<p>Interior Sill Track V2088</p> <p>NOTE: Order replacement screws with sill track, (WH 11808580) (BG 11808581)</p> <table border="0"> <tr> <td>CN 6-0</td> <td>68 19/32"</td> <td>(1742)</td> </tr> <tr> <td>Lineal</td> <td>120"</td> <td>(3048)</td> </tr> <tr> <td>Lineal</td> <td>175"</td> <td>(4445)</td> </tr> </table>	CN 6-0	68 19/32"	(1742)	Lineal	120"	(3048)	Lineal	175"	(4445)	<p>BG</p> <p>15914460 15914498 15914497</p>	<p>WH</p> <p>15914461 15914499 15914496</p>									
CN 6-0	68 19/32"	(1742)																			
Lineal	120"	(3048)																			
Lineal	175"	(4445)																			

ILLUSTRATION NOT TO SCALE	DESCRIPTION	OPER COLOR	PART NO.
 <p>NOTE: Order 1 sill track gasket (10500773 WH) or (10500772 BG) and 1 Foam Hardware Gasket (10500510) with left hand or right hand liner replacement.</p> <p>NOTE: Order 1 Foam Hardware Gasket with stationary liner replacement.</p> <p>* Operator side jamb liners are handed; XOX configuration requires one of each handing.</p>	<p>Jamb Liner – Operator Left Side XO, XOX* V2040</p> <p>Lineal 76" (1930)</p>	<p>BG</p> <p>15354276</p>	<p>WH</p> <p>15354277</p>
	<p>Jamb Liner – All Stationary Side V2040</p> <p>Lineal 76" (1930)</p>	<p>BG</p> <p>15354276</p>	<p>WH</p> <p>15354277</p>
	<p>Jamb Liner – Operator Right Side OX, XOX* V2040</p> <p>Lineal 76" (1930)</p>	<p>BG</p> <p>15354276</p>	<p>WH</p> <p>15354277</p>
	<p>Glide Channel V2009</p> <p>Lineal 5" (127)</p>	<p>Natural</p>	<p>15221201</p>
	<p>Foam Hardware Gasket</p>	<p>BG</p>	<p>10500510</p>
	<p>Sill Track Gasket</p>	<p>WH BG</p>	<p>10500773 10500772</p>
	<p>Sash Stop V784</p> <p>3/4" – XO, OX (order qty 2) 1 3/4" – XOX</p>	<p>BG</p> <p>10500882 10500524</p>	<p>WH</p> <p>10500881 10500523</p>
	<p>Connecting Barb V803</p> <p>Ordered by L/F</p>	<p>BG</p>	<p>15812999</p>

When ordering replacement weather strip specify quantity, color, part number and description.

ILLUSTRATION NOT TO SCALE	DESCRIPTION	Color/Part Number	Color/Part Number	Color/Part Number
	Head/Sill Frame Weather Strip V147 CN 3-0 17 1/4" (438) CN 4-0 23 1/4" (591) CN 5-0 29 1/4" (743) CN 6-0 35 1/4" (895)	BG 15359730 15359740 15359750 15359760	WH 15359630 15359640 15359650 15359660	
	Jamb Frame/ Jamb Cover Weather Strip V147 CN 2-0 20 5/8" (524) CN 3-0 32 5/8" (829) CN 3-6 38 5/8" (981) CN 4-0 44 5/8" (1133) CN 5-0 56 5/8" (1438) Lineal 150" (3810)	BG 15359420 15359430 15359436 15359440 15359450 15351699	WH 15359320 15359330 15359336 15359340 15359350 17002300	BK 15359520 15359530 15359536 15359540 15359550 17002299
	Head Jamb Cover Frame Weather Strip V147 CN 3-0 14 25/32" (375) CN 4-0 20 25/32" (528) CN 5-0 26 25/32" (680) CN 6-0 32 25/32" (832)	BG 15360630 15360640 15360650 15360660	WH 15360530 15360540 15360550 15360560	
	Header Dust Block 1 1/8" x1 1/8" x 1/2"	GRAY 11869828		
	Meeting Stile Sill Block Includes: Fasteners - 11808580 NOTE: Order 1 sill dust block with a meeting stile sill block replacement	BG 11861172		
	Sill Dust Block 1 11/32" x 7/8" x 1/2"	GRAY 11869856		
	Foam Tape 150' Roll	Gray 11406218		
	Clutch Pocket Plug 7/8" x 11/16" x 5/8"	WH 10500504		

When ordering replacement wood parts specify:

1. profile number;
2. call number or rough opening;
3. length;
4. LH or RH operation (if applicable)
5. type of product;
6. finish.

ILLUSTRATION NOT TO SCALE	DESCRIPTION	ILLUSTRATION NOT TO SCALE	DESCRIPTION
	Interior Jamb Cover XO, OX, Picture W10752		Interior Jamb Liner Stationary Side W2127
	Head Jamb Stop Picture W11042		Interior Jamb Liner Operator Side W11085
	Subsill W10333 <i>Uses #2 Square Drive Subsill screws – 11881374 –SS</i>		Exterior Jamb Cover W11181 <i>With V803 applied</i>
	Head Jamb Stop XO, OX, XOX W10933		Leveling Block W11319 <i>With Foam tape applied</i>
	Sill Liner W2146		Exterior Head Jamb Cover W11097 <i>With V803 applied</i>
	Sill Filler Picture W8591		

ORDERING REPLACEMENT SASH FOR WOOD ULTIMATE GLIDER

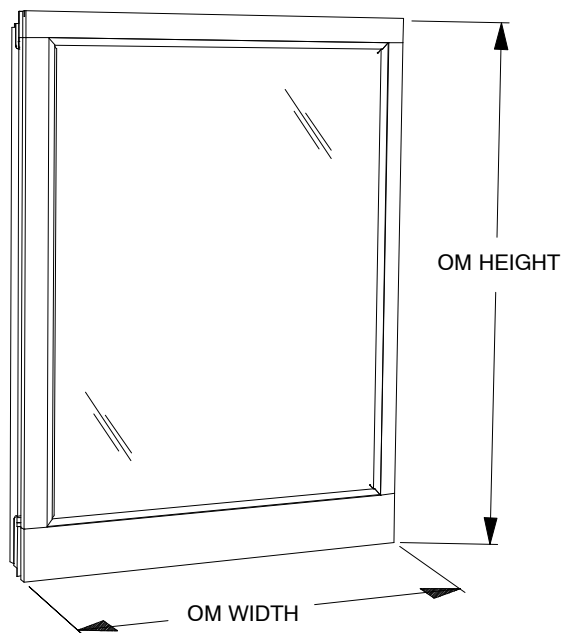
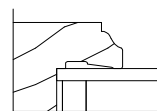
When ordering replacement sash specify:

1. which sash is being replaced – operator, stationary or pair;
2. size (call number or OM of sash);
3. operation (OX or XO);
4. glazing;
5. finish.
6. sticking (see illustration).
 - a. ogee
 - b. square

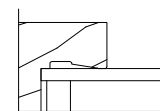
ORDERING REPLACEMENT SASH FOR WOOD ULTIMATE TRIPLE SASH UNITS

When ordering replacement sash specify:

1. which sash is being replaced – left or right operator or center;
2. size (call number or OM of sash);
3. glazing;
4. finish.
5. sticking (see illustration).
 - a. ogee
 - b. square

**Exterior View****Sticking Profiles
Standard**

Ogee



Square

ORDERING REPLACEMENT SCREENS FOR WOOD ULTIMATE GLIDER

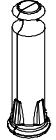
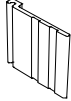
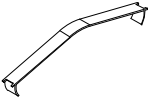
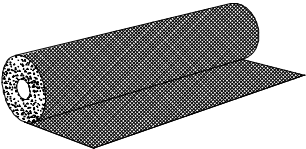
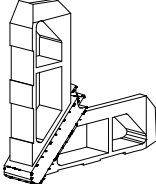


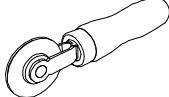
Screens are standard with aluminum surround and charcoal colored fiberglass 18 x 16 screen mesh. Aluminum mesh is available as an option in Charcoal High Transparency, Charcoal Aluminum, Black Aluminum, Bright aluminum or Bright Bronze aluminum. Determine the outside measurement of the existing screen. Find the sizes that correspond to the width and height indicated on the following charts. Surrounds are available in all standard and select colors.

When ordering replacement screen specify:

1. size; – If there is no existing screen from which to obtain the OM of the screen, determine the size of the screen by using the conversion charts below. The daylight opening is the measurement of the visible glass
2. Color;
3. Mesh type (if other than standard).

Screen Sizes for Wood Ultimate Glider August 29, 2011 to Present			
Daylight Width + 1 27/32" = OM Width of Screen			
Daylight Height + 3 27/32" = OM Height of Screen			
* NOTE: Screens feature clear finger pull/leaf spring mounting system			
XO, OX, Width		XO, OX, XOX Height	
Size	OM - Width	Size	OM - Height
3-0	15 1/8"(384)	1-6	14 9/16"(370)
3-6	18 1/8"(460)	2-0	20 9/16"(522)
4-0	21 1/8"(537)	2-6	26 9/16"(675)
4-6	24 1/8"(613)	3-0	32 9/16"(827)
5-0	27 1/8"(689)	3-6	38 9/16"(980)
5-6	30 1/8"(765)	4-0	44 9/16"(1132)
6-0	33 1/8"(841)	4-6	50 9/16"(1284)
XOX OM Width		5-0	56 9/16"(1437)
6-0	15 1/8"(384)	5-6	62 9/16"(1589)
8-0	21 1/8"(537)	6-0	68 9/16"(1742)
10-0	27 1/8"(689)		

When ordering replacement parts specify part number and quantity.

ILLUSTRATION <i>NOT TO SCALE</i>	DESCRIPTION	OPER./ COLOR	PART NO.
	Screen Bump	Black	11861173
	Screen Pull Tab	Clear	11860350
	Leaf Spring MISC 0104		11868835
	Screen Cloth, Fiberglass Mesh 36" x 600' 48" x 300' 72" x 300'	Charcoal	11253600 11254800 11257200
	Screen Cloth, High Transparency Screen Mesh 24" x 600' 36" x 600' 48" x 600' 72" x 600'	Charcoal	11259124 11259136 11259148 11259172
	Corner Key, Screen MISC 051	SW BZ PB/TP BN CL EG	11867875 11867862 11867863 11867864 11867866 11867868
	Screen Surround, Aluminum Profile A135 Available in 150" (3810) length	SW BZ PB BN EG	18801120 15231399 15231150 15231499 15230199
	Spline, Screen V201	Black LF each	15221488
	Spline Roller Tool for rescreening		02590541

Combination units are composed of two glass panels and a screen insert. One of the storm panels slides to the side for self storage when the screen is in use. When ordering replacement combinations and/or inserts determine the outside measurement of the existing items or use the following conversions. Use the following charts based on daylight openings to determine combination size and component sizes. Aluminum surrounds on combinations are available in bronze, stone white, brown, pebble gray and evergreen. Charcoal aluminum wire screen is standard.

When ordering replacement combinations specify:

1. size of the combination by using the conversion charts below or measure the existing unit.
2. operation:OX, XO or triple sash
3. Finish and panel color; mesh type (if other than standard); glass type.

**Combination Sizes for Wood Ultimate Glider 08–29–2011 to present
 Daylight Opening to OM of Combination**

* NOTE: Daylight opening is the measurement of the visible glass.

XO, OX, Daylight Width of Primary + Daylight Width of Secondary + 7 7/16" = OM Width of Combination


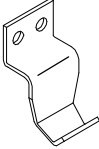
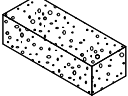
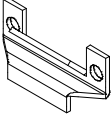
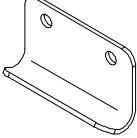
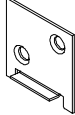
XOX Daylight Width of Primary Sash 1 + Daylight Width of Secondary + Daylight Width of Primary 2 Sash + 9 7/8" = OM Width of Combination

XO, OX, XOX Daylight Height + 5 13/16" = OM Height of Combination

Combination				Individual Panels				
XO, OX OM Width of Combination		XO, OX, XOX OM Height of Combination		Operator Panel OM Height XO, OX	Operator Panel OM Width XO, OX	Stationary Panel XO, OX OM Width	Screen Panel OM Width XO, OX	Screen-Stat. Panels OM Height XO, OX
Size	Width	Size	Height	Height	Width	Width	Width	Height
3-0	34"(864)	2-0	22 17/32"(572)	18 5/32"(461)	15 15/16"(405)	14 7/8"(378)	14 5/8"(371)	17 15/32"(444)
3-6	40"(1016)	2-6	28 17/32"(725)	24 5/32"(614)	18 15/16"(481)	17 7/8"(454)	17 5/8"(448)	23 15/32"(596)
4-0	46"(1168)	3-0	34 17/32"(877)	30 5/32"(766)	21 15/16"(557)	20 7/8"(530)	20 5/8"(524)	29 15/32"(748)
4-6	52"(1321)	3-6	40 17/32"(1029)	36 5/32"(918)	24 15/16"(633)	23 7/8"(606)	23 5/8"(600)	35 15/32"(901)
5-0	58"(1473)	4-0	46 17/32"(1182)	42 5/32"(1071)	27 15/16"(710)	26 7/8"(683)	26 5/8"(676)	41 15/32"(1053)
5-6	64"(1626)	4-6	52 17/32"(1334)	48 5/32"(1223)	30 15/16"(786)	29 7/8"(759)	29 5/8"(752)	47 15/32"(1206)
6-0	70"(1778)	5-0	58 17/32"(1487)	54 5/32"(1375)	33 15/16"(862)	32 7/8"(835)	32 5/8"(829)	53 15/32"(1358)
XOX OM Width of Combination		5-6	64 17/32"(1639)	60 5/32"(1528)	Operator Panel OM Width XOX	Stationary Panel OM Width XOX	Screen Panel OM Width XOX	59 15/32"(1510)
		6-0	70 17/32"(1791)	66 5/32"(1680)				65 15/32"(1663)
6-0	70"(1778)				15 15/16"(405)	35 1/16"(891)	14 5/8"(371)	
8-0	94"(2388)				21 15/16"(557)	47 1/16"(1195)	20 5/8"(524)	
10-0	118"(2997)				27 15/16"(710)	59 1/16"(1500)	26 5/8"(676)	

Combination units are composed of two glass panels and a screen insert. One of the storm panels slides to the side for self storage when the screen is in use.

When ordering specify the quantity, description, color and part number.

ILLUSTRATION NOT TO SCALE	DESCRIPTION	COLOR	PART NO.
 <p>Left Hand Right Hand</p>	<p>Turn Latch MISC 062</p> <p>LH RH</p>	<p>Mill Finish</p>	<p>11860411 11860311</p>
	<p>Hook, Short MISC 064</p> <p><i>Includes:</i> 1 - Hook 2 - Rivets (01060758)</p>	<p>Mill Finish</p>	<p>11040200</p>
	<p>Pad, Hook M601 3/8"x1/2"x1 5/16"</p>	<p>WH</p>	<p>10500201</p>
	<p>Holding Bracket, Stationary Panel</p>	<p>Mill Finish</p>	<p>11040365</p>
	<p>Sash Pull MISC 063</p> <p><i>Includes:</i> 1 - Sash pull 2 - #6x5/16" truss head screws</p>	<p>Mill Finish</p>	<p>03040511</p>
	<p>Wood Combination Keeper</p>		<p>03060411</p>

When ordering replacement panel track specify:

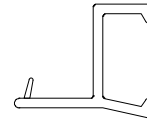
1. profile;
2. call number or OM of combination;
3. length;
4. color;
5. wood or clad unit.



V392

Stationary Panel Track

Wood stationary vertical
and horizontal panel
track



V057

Operator Panel Track

Wood vertical and
horizontal panel track