

WOOD AND CLAD SLIDING PATIO DOOR

Table of Contents

	PAGE
History – Obsolete Trimline Patio Door	2
History – Sliding Patio Door	3
Part Identification	
Part Identification – Wood Sliding Patio Door – OX or XO	4
Part Identification – Wood Sliding Patio Door Stationary	5
Part Identification – Wood Sliding Patio Door – XOO, OXO or OXXO Jamb Detail	6
Part Identification – Clad Sliding Patio Door – OX or XO	7
Part Identification – Clad Sliding Patio Door Stationary	8
Part Identification – Clad Sliding Patio Door – XOO, OXO or OXXO Jamb Detail	9
Parts	
Hardware and Miscellaneous	10
Replacement Wood Parts	16
Replacement Vinyl and Fiberglass Parts	17
Replacement Aluminum Parts	18
Panel Replacement	19
Weather Strip	20
Obsolete Parts – Sliding Patio Door	22
Obsolete Weather Strip	23
Obsolete Parts – Trimline Patio Door	24
Obsolete Replacement Wood Parts – Trimline Patio Door	27
Obsolete Replacement Vinyl, Fiberglass or Aluminum – Trimline Patio Door	28
Obsolete Weather Strip – Trimline Patio Door	29
Obsolete Panel Replacement – Trimline Patio Door	32

Screens – See Door Screen Chapter

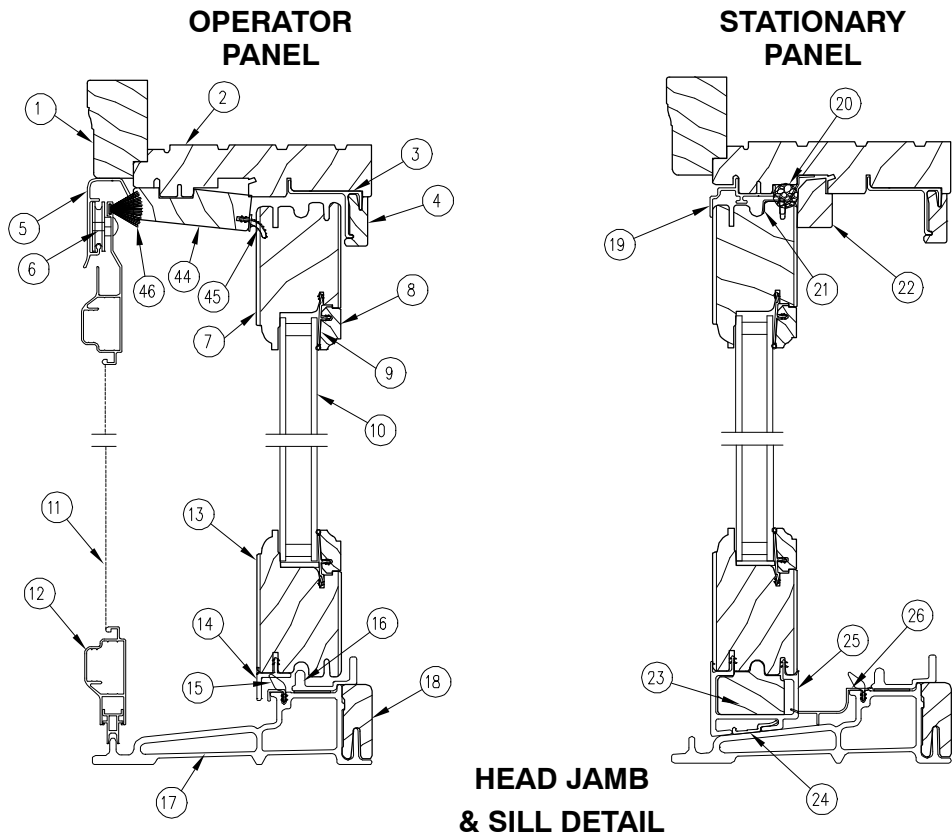
ATTENTION:

- Specification and technical data are subject to change without notice.
- Numbers listed in parentheses () are metric equivalents in millimeters rounded to the nearest whole number.

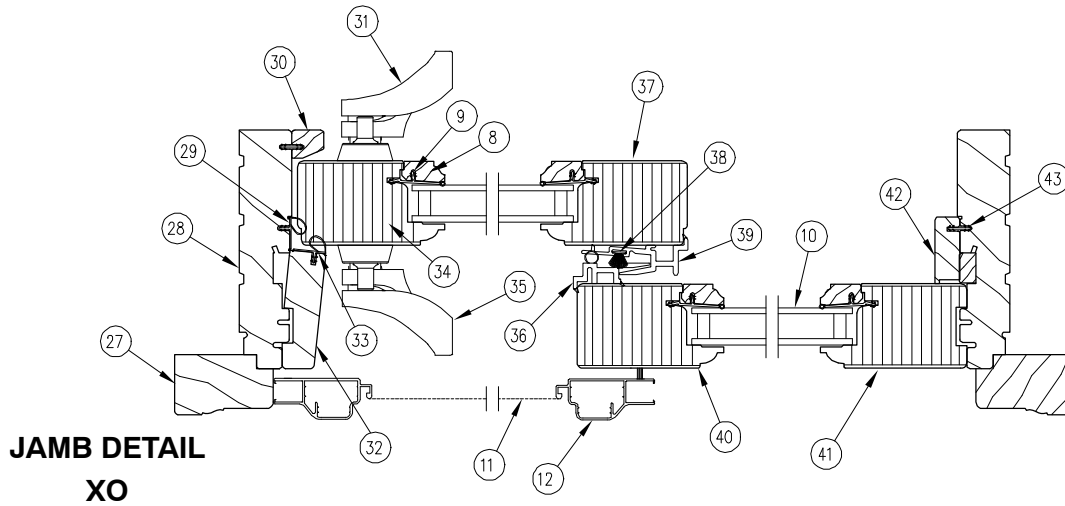
HISTORY

PRODUCED	UNIT TYPE	FEATURES OR CHANGES	DISCONTINUED
1988	Wood Retro Patio Door	Unit features 3/4" insulating glass, mortise style locking system, exterior (non-keyed) handle and wood interior handle. All models including three panel doors feature continuous header and sill. Bare wood exterior. Bronze exterior (non keyed) handle. Lexan sill with wood sill core.	Present 1989 1991 1991
1989	Wood Retro Patio Door	Primed exterior standard.	1998
1990	Clad Retro Patio Door	Unit features extruded aluminum clad exterior, 3/4" insulating glass, clad glazing cap, mortise style locking system, exterior (non-keyed) handle and wood interior handle. All models including three panel doors feature continuous header and sill. Bronze exterior (non-keyed) handle. Lexan sill with wood sill core.	Present 1991 1991
1991	Wood and Clad Retro Patio Door	External component parts changed to beige including exterior (non-keyed) handle. Sill redesigned from wood sill core to a composite sill core (this resulted in panel size change also affecting grilles, screens and glass sizes).	Present 1995
1992	Wood and Clad Retro Patio Door	Retro CN 6-8 height was changed to a CN 6-5 height. A full size CN 6-8 height door was added to product line. Term "Retro" changed to Trimline.	Present
1992	Wood Trimline Patio Door	Simulated divided lite option introduced.	Present
1993	Clad Trimline Patio Door	Clad simulated divided lite and factory installed brick mould casing introduced.	Present
1995	Wood and Clad Trimline Patio Door	Sill redesigned from Lexan cover with a composite sill core to a one piece composite sill (no panel size change). Added roller track and cover, redesigned leveling block and added leveling block filler, replaced dust block assembly with hydroseal and redesigned panel drip. Panel drip replaced sill weather strip. Redesigned interlocks (and added interlock end caps with gaskets), redesigned operating jamb parting stop weather strip.	Present
1998	Wood and Clad Trimline Patio Door	1/98 Interlocks (V471,472,& 747) replaced with V714 & V715. Hydroseal and end cap replaced with dust block, dust block support, and gasket. Operator jamb weather strip (V777) replaced by V735. 5/98 Sill Roller track (V769) replaced with V786. Operator panel drip/weather strip (V760) replaced with V800 panel drip and V791 sill weather strip. Sill door stop (W7287) replaced with V807. 8/98 Added 8-0 height to standard sizes, also available in special sizes. Multi-point mortise lock standard. Performance ratings now DP 30 (up to 6/8), DP 20 (up to 8/0). Wood version available with interior sill and/or single glazed with EP. Prime exterior no longer standard, now optional. The enhancements and expanded product offerings to coincide with retirement of the Safe-T-Plus patio door.	Present Present Present
2002	Wood and Clad Trimline Patio Door	3/02 Stone White becomes a standard color. Arctic White transitions to a select color. 8/0 height decreases by 2 1/2 inches.	Present
2003	Wood and Clad Trimline Patio Door	11/03/03 Discontinued	Present

PRODUCED	UNIT TYPE	FEATURES OR CHANGES	DISCONTINUED
2003	Wood and Clad Sliding Patio Door	11/03/03 Introduced Sliding Patio Doors.	Present
2005	Wood and Clad Sliding Patio Door	Introduced optional Bronze Ultrex sill with Black weather strip.	Present
2005	Wood and Clad Sliding Patio Door	Added BS PVD hardware finish to door handles.	Present
2006	Wood and Clad Sliding Patio Door	3/27/06 Introduced the OXXO configuration to the Sliding Patio Door line. Added SN PVD hardware finish to door handles.	Present
2006	Wood and Clad Sliding Patio Door	7/24/06 Discontinued retro 6-5 height and replaced with 6-6 height. Frame OSM for 6-6 height is 3/4" taller than 6-5 doors. Frame OSM for 6-6 width is 11/16" wider (one panel), 1 3/8" wider (two panel) and 2 1/16" wider (three panel).	Present
2006	Wood and Clad Sliding Patio Door	11/2006 Discontinued stationary panel top rail spacer (W8452) and replaced with a stationary bracket. Updated W7504 stationary panel head jamb cover profile.	Present
2008	Wood and Clad Sliding Patio Door	6/02/2008 Introduced charcoal colored high transparency screen mesh (CH HI-TRAN) as an option on all window and door products (including combinations).	Present
2009	All	3/23/2009 Added LoE ³ -366™ as a standard option for all products. Added Cedro Macho as a standard option for all clad products.	Present
2009	Wood and Clad Sliding Patio Door	5/26/2009 Introduced the new Low Profile Sill as an option to the Sliding Patio Door and Ultimate Sliding French Door.	Present
2010	All Doors	2/22/2010 Added Dark Bronze hardware finish to doors.	Present
2011	All Doors	04/25/2011 Added LoE-180™ as a standard option for all products. White painted interior finish option introduced for all products.	Present
2012	Wood and Clad Sliding Patio Door	10-29-2012 Interior Square Sticking/Glazing Bead option introduced. 12-17-2012 Introduced Clear interior finish option on all products.	Present
2013	Wood and Clad Sliding Patio Door	4-29-2013 – Retro height 66 will be designated with an "R" in the CN. Introduced interior stain options. Stain colors are Wheat, Honey, Leather, Hazelnut, Cabernet and Espresso. 12/16/2013 – Interior Shades option introduced.	Present
2014	Wood and Clad Sliding Patio Door	2/24/2014 – Introduced two Pearlescent clad colors – Bright Silver and Copper. Discontinued two clad colors – Sherwood Green and Cobalt Blue. Removed screen information and added new chapter for screen to manual.	Present
2014	Wood and Clad Sliding Patio Door	8/25/2014 – Introduced Low E2 and Low E3 glass terminology.	Present
2014	Wood and Clad Sliding Patio Door	10/27/2014 – Introduced Ogee as the new default interior profiles.	Present
2016	All	10/31/2016 Introduced 9-0 Call No heights. 10/31/2016 Obsolescence of the wood species Cedro Macho for all products.	Present



* Standard screen and screen track shown.

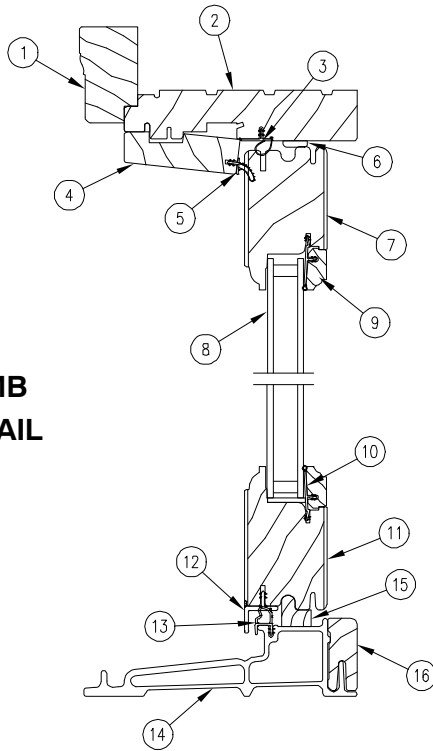


NOTE: Not to scale; specifications subject to change without notice.

- | | | | |
|---------------------------------|--------------------------------------|----------------------------------|---------------------------------------|
| 1. Head Jamb Brick Mould Casing | 14. Panel Drip | 26. Sill Condensation Cover | 38. Operator Panel Pile Weather Strip |
| 2. Head Jamb | 15. Sill Weather Strip | 27. Side Jamb Brick Mould Casing | 39. Operator Panel Interlock |
| 3. Panel Guide | 16. Sill Roller Track | 28. Side Jamb | 40. Stationary Meeting Stile |
| 4. Header Guide Cover | 17. Ultrex Sill | 29. Side Jamb Weather Strip | 41. Stationary Jamb Stile |
| 5. Screen Track | 18. Sill Liner | 30. Interior Cover | 42. Stationary Jamb Cover |
| 6. Screen Roller | 19. Stationary Head Jamb Retainer | 31. Interior Handle Assembly | 43. Connecting Barb |
| 7. Operator Top Rail | 20. Backer Rod | 32. Jamb Parting Stop | 44. Head Jamb Parting Stop |
| 8. Glazing Cap | 21. Stationary Panel Bracket | 33. Parting Stop Weather Strip | 45. Parting Stop Weather Strip |
| 9. Glazing Bead | 22. Stationary Panel Head Jamb Cover | 34. Operator Locking Style | 46. Pile Weather Strip |
| 10. Insulated Glass | 23. Leveling Block Filler | 35. Exterior Handle Assembly | |
| 11. Screen Mesh | 24. Sill Stationary Panel Retainer | 36. Stationary Panel Interlock | |
| 12. Screen Frame | 25. Leveling Block | 37. Operator Meeting Style | |
| 13. Operator Bottom Rail | | | |

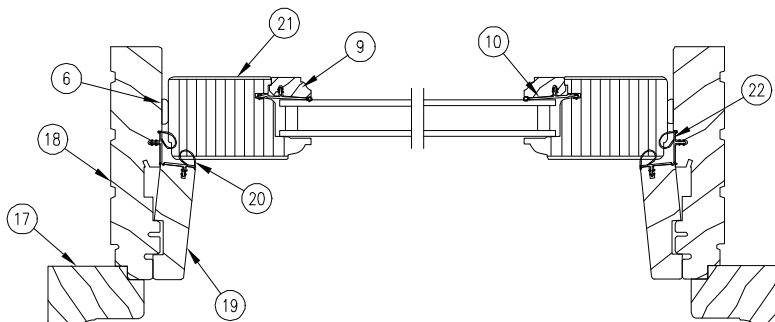
**WOOD SLIDING PATIO DOOR
 STATIONARY**

**HEAD JAMB
 & SILL DETAIL**



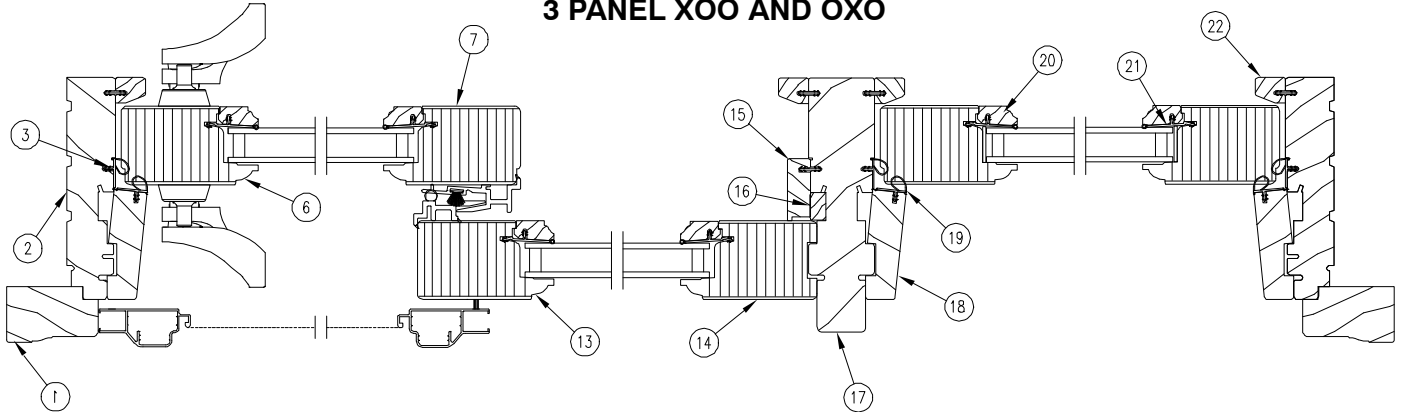
1. Head Jamb Brick Mould Casing
2. Head Jamb
3. Head Jamb Weather Strip
4. Head Jamb Parting Stop
5. Parting Stop Weather Strip
6. Spacer Tack
7. Top Rail
8. Insulated Glass
9. Glazing Cap
10. Glazing Bead
11. Bottom Rail
12. Panel Drip
13. Sill Weather Strip
14. Ultrex Sill
15. Stationary Spacer
16. Sill Liner
17. Side Jamb Brick Mould Casing
18. Side Jamb
19. Side Jamb Parting Stop
20. Side Jamb Parting Stop Weather Strip
21. Stile
22. Side Jamb Weather Strip

JAMB DETAIL

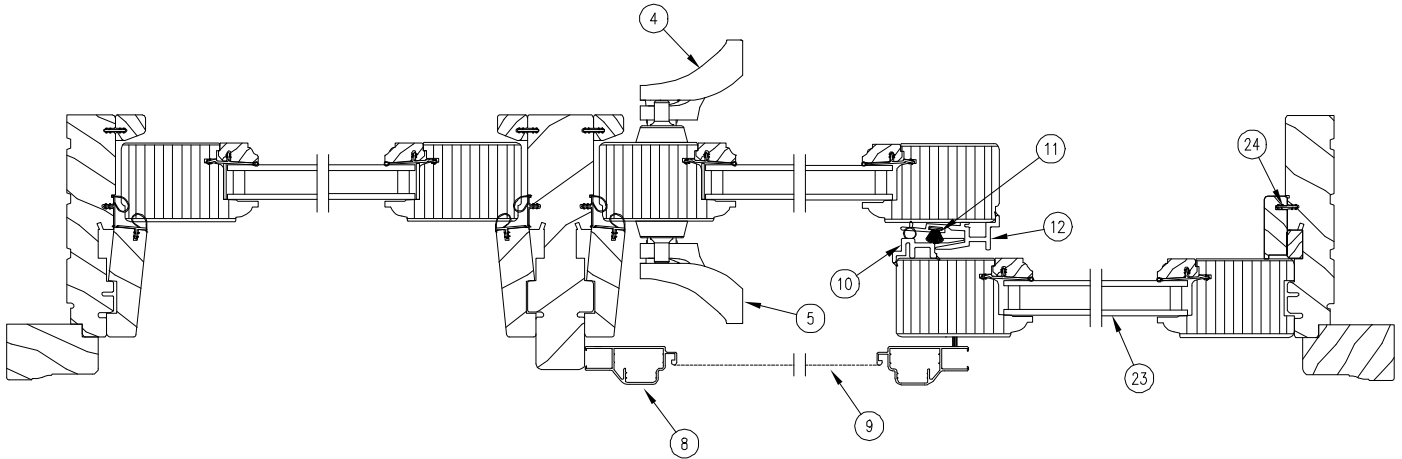


NOTE: Not to scale; specifications subject to change without notice.

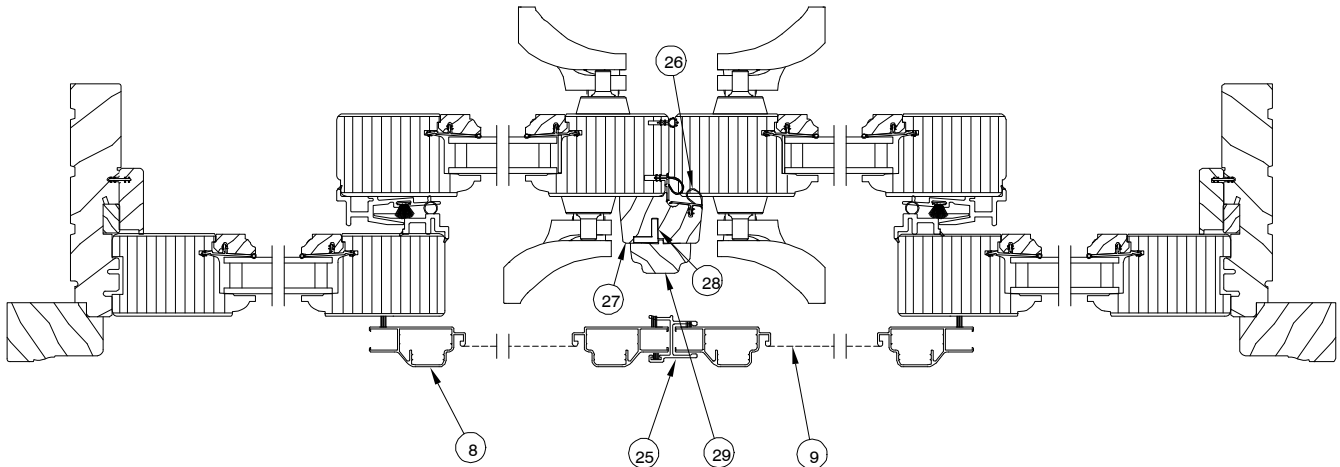
**WOOD SLIDING PATIO DOOR
 3 PANEL XO0 AND OX0**



THREE PANEL JAMB DETAIL - XO0



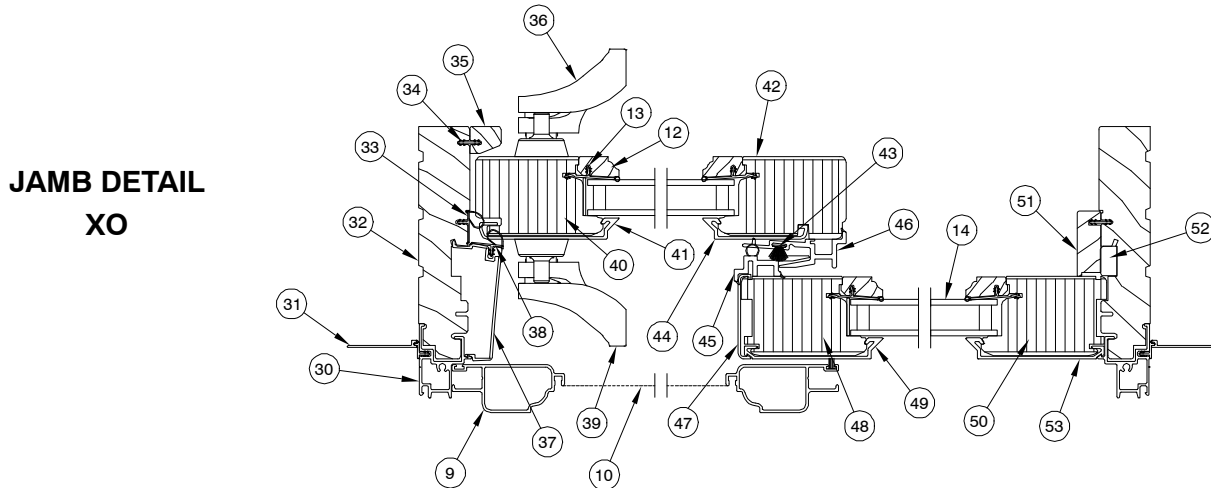
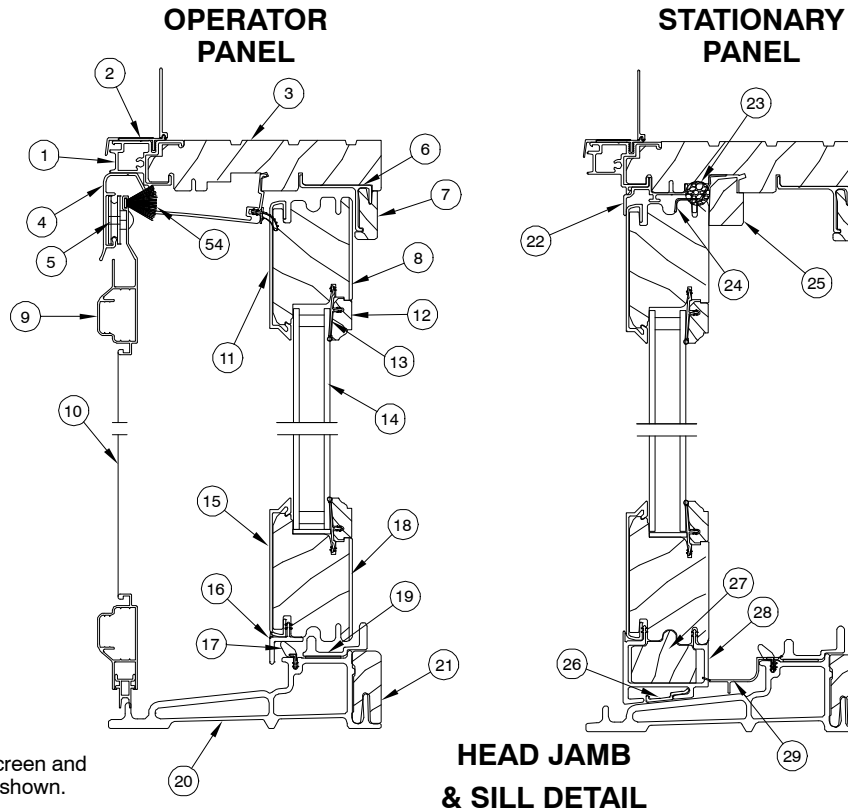
THREE PANEL JAMB DETAIL OX0



FOUR PANEL JAMB DETAIL OX0

NOTE: Not to scale; specifications subject to change without notice.

- | | | | |
|-----------------------------|---------------------------------------|--------------------------------|-----------------------------|
| 1. Side Brick Mould Casing | 9. Screen Mesh | 17. Center Jamb | 25. Screen Astragal |
| 2. Side Jamb | 10. Stationary Panel Interlock | 18. Jamb Parting Stop | 26. Mull Base Weather Strip |
| 3. Side Jamb Weather Strip | 11. Operator Panel Pile Weather Strip | 19. Parting Stop Weather Strip | 27. Mull Base |
| 4. Interior Handle Assembly | 12. Operator Panel Interlock | 20. Glazing Cap | 28. Mull Base Reinforcement |
| 5. Exterior Handle Assembly | 13. Stationary Meeting Stile | 21. Glazing Bead | 29. Astragal Cover |
| 6. Operator Locking Stile | 14. Stationary Jamb Stile | 22. Jamb Liner | |
| 7. Operator Meeting Stile | 15. Stationary Jamb Cover | 23. Insulated Glass | |
| 8. Screen Frame | 16. Stationary Jamb Filler | 24. Connecting Barb | |

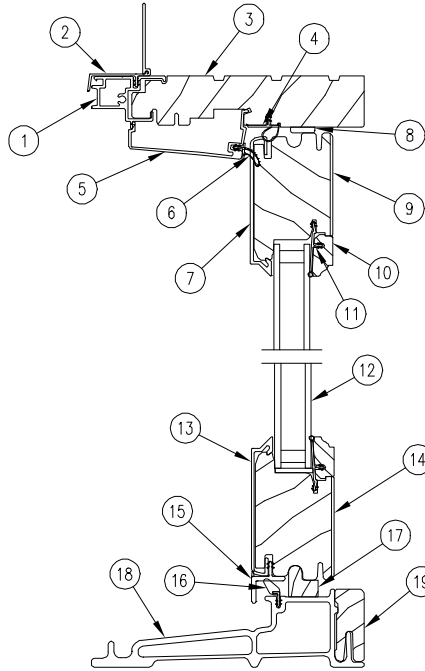


NOTE: Not to scale; specifications subject to change without notice.

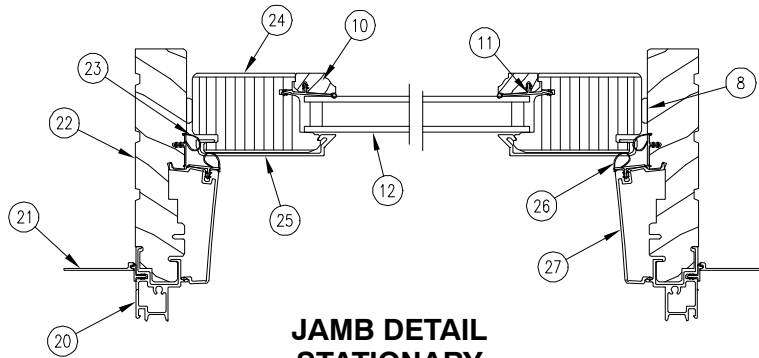
- | | | | |
|-----------------------------------|--------------------------------------|---------------------------------------|------------------------------------|
| 1. Head Jamb Cladding | 18. Operator Bottom Rail | 34. Connecting Barb | 50. Stationary Jamb Stile |
| 2. Head Jamb Nailing Fin/Drip Cap | 19. Sill Roller Track | 35. Interior Cover | 51. Stationary Jamb Cover |
| 3. Head Jamb | 20. Ultrex Sill | 36. Interior Handle Assembly | 52. Stationary Jamb Filler |
| 4. Screen Track | 21. Sill Liner | 37. Jamb Parting Stop | 53. Stationary Jamb Stile Cladding |
| 5. Screen Roller | 22. Stationary Head Jamb Retainer | 38. Parting Stop Weather Strip | 54. Pile Weather Strip |
| 6. Panel Guide | 23. Backer Rod | 39. Exterior Handle Assembly | |
| 7. Header Guide Cover | 24. Stationary Panel Bracket | 40. Operator Locking Stile | |
| 8. Top Rail | 25. Stationary Panel Head Jamb Cover | 41. Operator Locking Stile Cladding | |
| 9. Screen Frame | 26. Sill Stationary Panel Retainer | 42. Operator Meeting Stile | |
| 10. Screen Mesh | 27. Leveling Block Filler | 43. Operator Panel Pile Weather Strip | |
| 11. Operator Top Rail Cladding | 28. Leveling Block | 44. Operator Meeting Stile Cladding | |
| 12. Glazing Cap | 29. Sill Condensation Cover | 45. Stationary Panel Interlock | |
| 13. Glazing Bead | 30. Side Jamb Cladding | 46. Operator Panel Interlock | |
| 14. Insulated Glass | 31. Side Jamb Nailing Fin | 47. Edge Cover | |
| 15. Operator Bottom Rail Cladding | 32. Side Jamb | 48. Stationary Meeting Stile | |
| 16. Panel Drip | 33. Side Jamb Weather Strip | 49. Stationary Meeting Stile Cladding | |
| 17. Sill Weather Strip | | | |

**CLAD SLIDING PATIO DOOR
 STATIONARY**

**HEAD JAMB
 & SILL DETAIL**



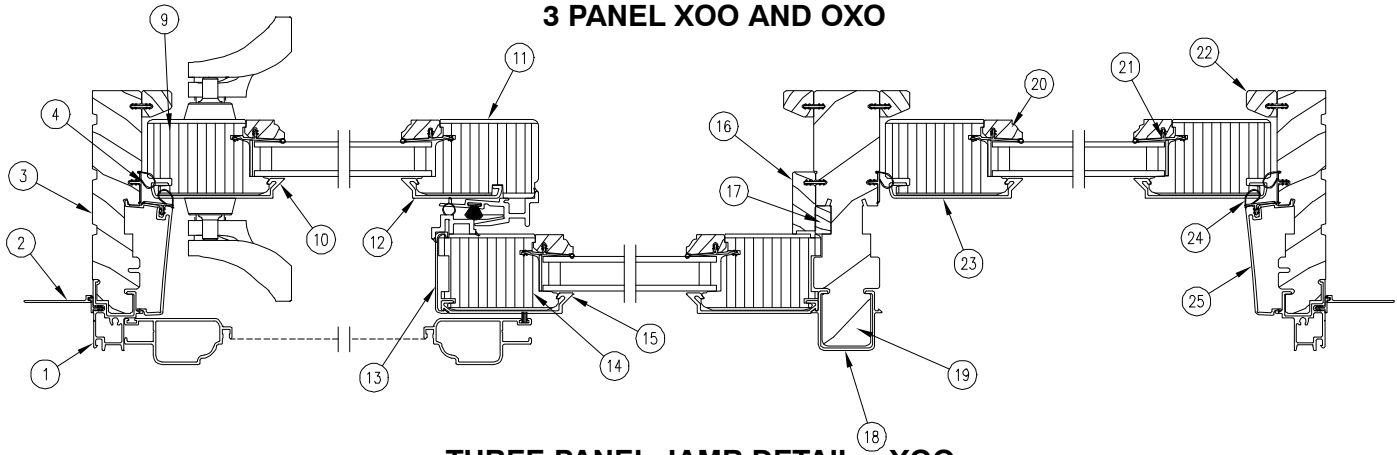
1. Head Jamb Cladding
2. Head Jamb Nailing Fin/Drip Cap
3. Head Jamb
4. Head Jamb Weather Strip
5. Head Jamb Parting Stop
6. Parting Stop Weather Strip
7. Top Rail Cladding
8. Spacer Tack
9. Top Rail
10. Glazing Cap
11. Glazing Bead
12. Insulated Glass
13. Bottom Rail Cladding
14. Bottom Rail
15. Panel Drip
16. Sill Weather Strip
17. Stationary Spacer
18. Ultrex Sill
19. Sill Liner



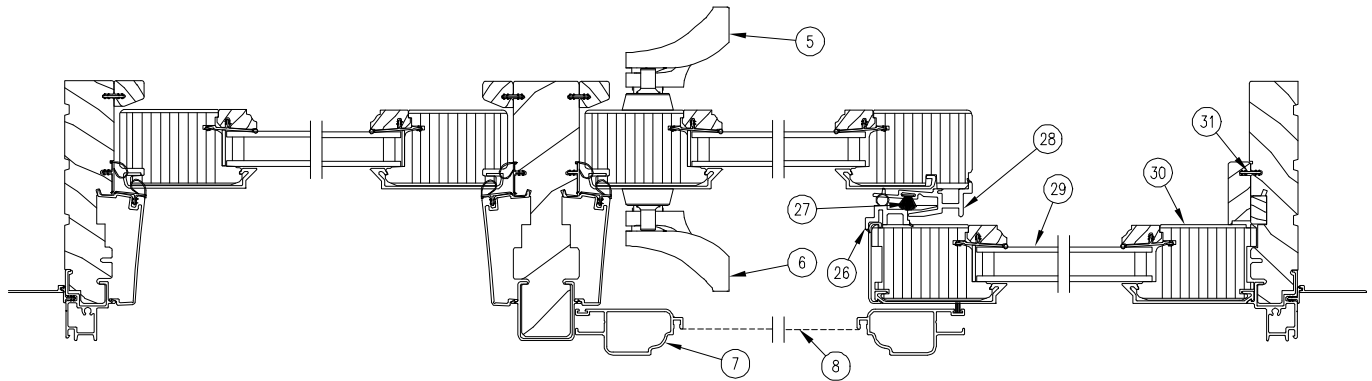
**JAMB DETAIL
 STATIONARY**

NOTE: Not to scale; specifications subject to change without notice.

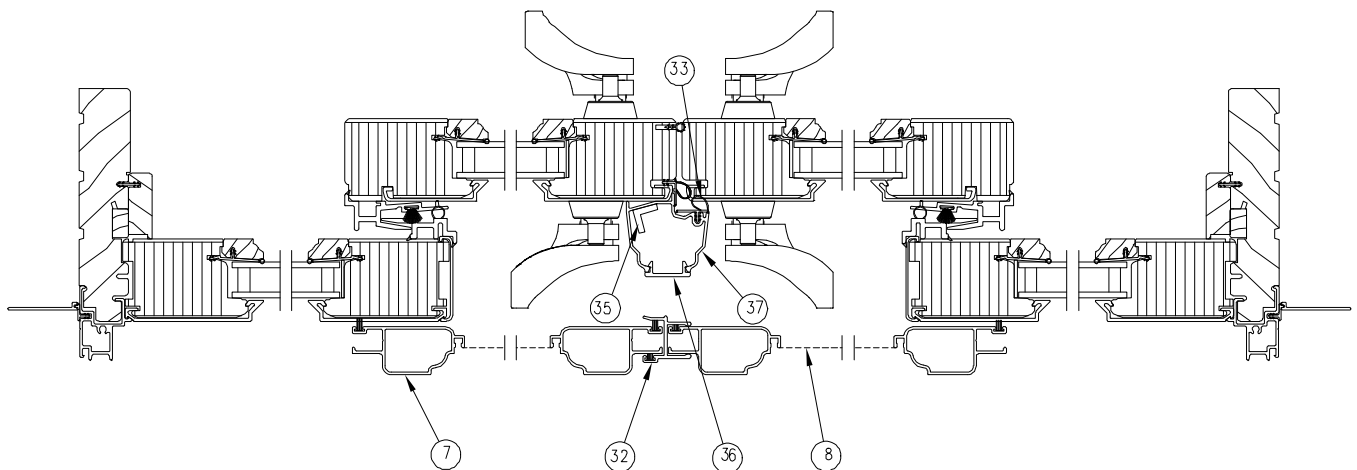
**CLAD SLIDING PATIO DOOR
 3 PANEL XO0 AND OX0**



THREE PANEL JAMB DETAIL - XO0



THREE PANEL JAMB DETAIL OX0








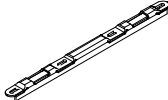
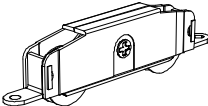
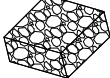
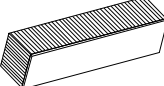
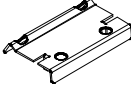
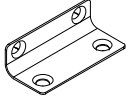

FOUR PANEL JAMB DETAIL OX0

NOTE: Not to scale; specifications subject to change without notice.

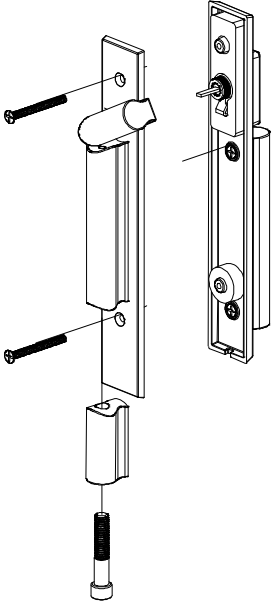
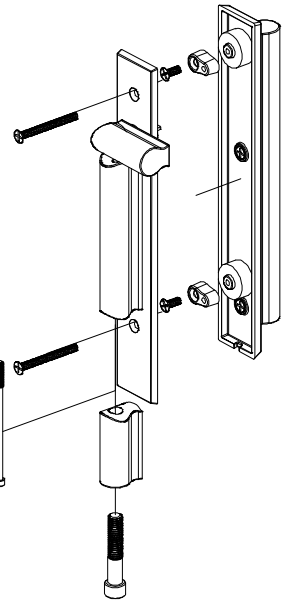
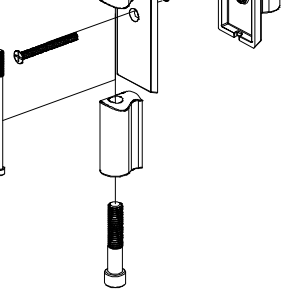
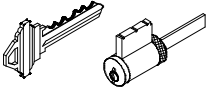

- | | | | |
|-------------------------------------|---------------------------------------|------------------------------------|---------------------------------|
| 1. Side Jamb Cladding | 11. Operator Meeting Stile | 21. Glazing Bead | 31. Connecting Barb |
| 2. Side Jamb Nailing Fin | 12. Operator Meeting Stile Cladding | 22. Jamb Liner | 32. Screen Astragal |
| 3. Side Jamb | 13. Edge Cover | 23. Stationary Jamb Stile Cladding | 33. Mull Base Weather Strip |
| 4. Side Jamb Weather Strip | 14. Stationary Meeting Stile | 24. Parting Stop Weather Strip | 34. Mull Base |
| 5. Interior Handle Assembly | 15. Stationary Meeting Stile Cladding | 25. Parting Stop | 35. Mull Base Reinforcement |
| 6. Exterior Handle Assembly | 16. Stationary Jamb Cover | 26. Stationary Panel Interlock | 36. Clad Mull Casing Cover A775 |
| 7. Screen Frame | 17. Stationary Jamb Filler | 27. Operator Panel Interlock | 37. Astragal Cladding A2047 |
| 8. Screen Mesh | 18. Center Jamb Cladding | 28. Operator Panel Interlock | |
| 9. Operator Locking Stile | 19. Center Jamb | 29. Insulated Glass | |
| 10. Operator Locking Stile Cladding | 20. Glazing Cap | 30. Stationary Jamb Stile | |

ILLUSTRATION NOT TO SCALE	DESCRIPTION	OPER./COLOR	PART NO.
	<p>Handle, Non-Keypad Includes: 1 - Interior handle (A) 1 - Lever handle (B) 1 - Pin (C) 1 - Bottom lug seal gasket (D) 1 - Exterior escutcheon plate gasket (E) 1 - Exterior escutcheon plate (F) 1 - Exterior handle (G) 2 - M5 x 55mm Phillips ovalhead machine screws or #10-32x2 1/8" Ovalhead machine screws (H)* 4 - M5 x 12mm screws or #10-32x7/16" hex drive panhead screws (I)* 1 - Interior escutcheon plate (J)</p>	<p>Satin Taupe Antique Brass Satin Chrome White Oil Rubbed Bronze ORBZ PVD Brass PVD Satin Nickel PVD Dark Bronze Matte Black</p>	<p>10830366 10830374 10830370 10830364 10830047 10830392 10830376 10830426 10830396 10830438</p>
	<p>Handle, Keypad Includes: 1 - Interior handle (A) 1 - Lever handle (B) 1 - Stop clip and screws (C) 1 - Bottom lug seal gasket (D) 1 - Exterior escutcheon plate gasket (E) 1 - Exterior escutcheon plate (F) 1 - Exterior handle (G) 2 - M5 x 55mm Phillips ovalhead machine screws or #10-32x2 1/8" Ovalhead machine screws (H)* 4 - M5 x 12mm screws or #10-32x7/16" hex drive panhead screws (I)* 1 - Interior escutcheon plate (J) 1 - Pin (K) 1 - Keyed cylinder with housing, key and key base (L)</p>	<p>Satin Taupe Antique Brass Satin Chrome White Oil Rubbed Bronze ORBZ PVD Brass PVD Satin Nickel PVD Dark Bronze Matte Black</p>	<p>10830386 10830382 10830378 10830388 10830045 10830390 10830384 10830430 10830394 10830440</p>
	<p>Handle, Inactive Includes: 1 - Interior handle (A) 1 - Escutcheon adaptor (B) 1 - Bottom lug seal gasket (C) 1 - Exterior escutcheon plate gasket (D) 1 - Exterior escutcheon plate (E) 1 - Exterior handle (F) 2 - M5 x 55mm Phillips ovalhead machine screws or #10-32x2 1/8" Ovalhead machine screws (H)* 4 - M5 x 12mm screws or #10-32x7/16" hex drive panhead screws (I)* 1 - Interior escutcheon plate (I)</p>	<p>Satin Taupe Antique Brass Satin Chrome White Oil Rubbed Bronze ORBZ PVD Brass PVD Satin Nickel PVD Dark Bronze Matte Black</p>	<p>10830404 10830408 10830402 10830406 10830120 10830436 10830410 10830434 10830398 10830442</p>
	<p>Tail Piece Adaptor – Interior Shades</p>		<p>11800172</p>
	<p>#10-32 x 1 1/2" Machine Screw Extension– Interior Shades</p>		<p>11800170</p>
	<p>Lug seals</p>		<p>00142046</p>

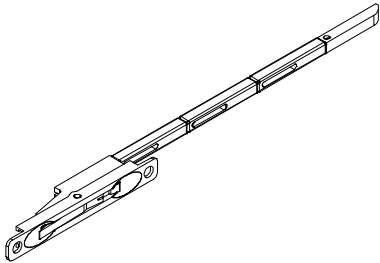
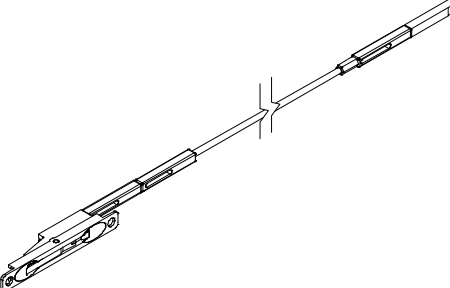
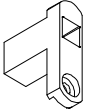
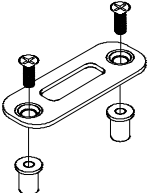
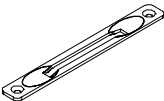
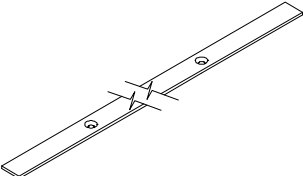
* Screws may differ depending on supplier

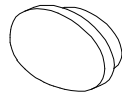
ILLUSTRATION NOT TO SCALE	DESCRIPTION	OPER./COLOR	PART NO.
	Escutcheon Adaptor For Inactive Handle <i>Includes:</i> 1 – #10–32x7/16 hex drive panhead stainless steel screw (00143047)	Zinc Diecast	00143048
	#10–32 x 2 1/8" Phillips ovalhead machine screw	Satin Taupe Antique Brass White Satin Chrome Oil Rubbed Bronze Dark Bronze Brass PVD Satin Nickel PVD Matte Black	11800616 00143038 00143036 10840031 10840032 11800654 11800615 11801020 11800181
	M5 x 8 x 55MM PH ovalhead, Full Thread	Satin Taupe Dark Bronze Oil Rubbed Bronze Satin Nickel Matte Black	10148400 10148401 10148402 10148403 10148440
	Rubber Bumper	Beige Black	02101000 02101006
	Multi Point Lock (Anti-Slam) <i>Includes:</i> 1 – Multi Point lock 2 – #10x1 1/2" Phillips flathead wood screws (11800885)	ZYD	02100937
	Jamb Strike with Screws <i>Includes:</i> 1 – Strike 4 – #8x3" PH panhead screws (11800831)		10150034
	Operator Panel Roller (Tandem-Adjustable) <i>Includes:</i> 1 – Operator panel roller 2 – #8x1" Phillips flathead wood screws (ZYD 11800810) (SS 11800645)	ZYD Stainless Steel	10820003 10820004
	Sill Drain Filter		10500240
	Dust Block, Low Profile Sill		10500296
	Stationary Panel Head Jamb Bracket <i>Includes:</i> 1 – Bracket 4 – #8x1" flat head screws (ZYD 11800810)	Galvanized Steel	11860213
	Stationary Panel to Jamb Bracket <i>Includes:</i> 1 – Stationary bracket 2 – #7x 5/8" screws (11800758) 2 – #7x1 1/4" screws (11807113)	Galvanized Steel	11841001
	Key Cylinder for Active Panel For service replacement only.	Brass Face Chrome Face	10830216 10830213

PARTS – CONTEMPORARY HANDLE

ILLUSTRATION NOT TO SCALE	DESCRIPTION	OPER./COLOR	PART NO.
	<p>Contemporary Handle, Keyed*</p>	<p>Dark Bronze ORBZ PVD Satin Nickel PVD Matte Black</p>	<p>10148206 10148207 10148205 10148208</p>
	<p>Contemporary Handle, Non-Keyed*</p>	<p>Dark Bronze ORBZ PVD Satin Nickel PVD Matte Black</p>	<p>10148215 10148216 10148217 10148218</p>
	<p>Contemporary Inactive Handle*</p>	<p>Dark Bronze ORBZ PVD Satin Nickel PVD Matte Black</p>	<p>10148219 10148220 10148221 10148222</p>
	<p>Key Cylinder (Schlage "C" keyway) For service replacement only.</p>	<p>Brass Face Chrome Face</p>	<p>10830216 10830213</p>
	<p>Indexing Tail Piece</p>	<p>Steel</p>	<p>10830155</p>

* Traditional and Contemporary handles are not interchangeable.

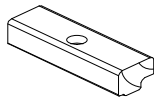
ILLUSTRATION NOT TO SCALE	DESCRIPTION	OPER./COL- OR	PART NO.
	Flushbolt Assembly, 68 For OXXO <i>(length: 16 7/8)</i>		11101755
	Flushbolt Assembly, 80 For OXXO <i>(length: 32 3/16)</i>		11101756
	End Bolt Guide For OXXO		10815102
	Head Jamb Strike Inactive Panel OXXO <i>Includes:</i> 1 - Strike 2 - t-nut, #8-32 thread (05080250) 2 - #8-32x3/4" machine screw (11800730)	ZYD	10148195
	Modified Flushbolt Trim Cover For OXXO	AL	11101759
	Flushbolt Trim Cover Extension For OXXO 66R and 68 80	AL AL	11101757 11101758



Roller Adjustment Plug

Finish	Wood Species		
	Pine	Cherry	Mahogany
Bare	01060619	-	-
Prime	11100952	-	-
White	39200619	-	-
Designer Black	39200620	-	-
Clear	31660619	11100916	11100923
Wheat	11100910	11100917	11100924
Honey	11100911	11100918	11100925
Hazelnut	11100912	11100919	11100926
Leather	11100913	11100920	11100927
Espresso	11100914	11100921	11100928
Cabernet	11100915	11100922	11100929

NOTE: Douglas fir uses BA plugs.



Bumper Block, Head Jamb or Sill

Finish	Wood Species
	Pine
Bare	75151605
Prime	75151808
White	75151807
Designer Black	75151809
Clear	75151800
Wheat	75151801
Honey	75151802
Hazelnut	75151803
Leather	75151804
Espresso	75151805
Cabernet	75151806

SLIDING DOOR AUXILIARY FOOT BOLT KIT

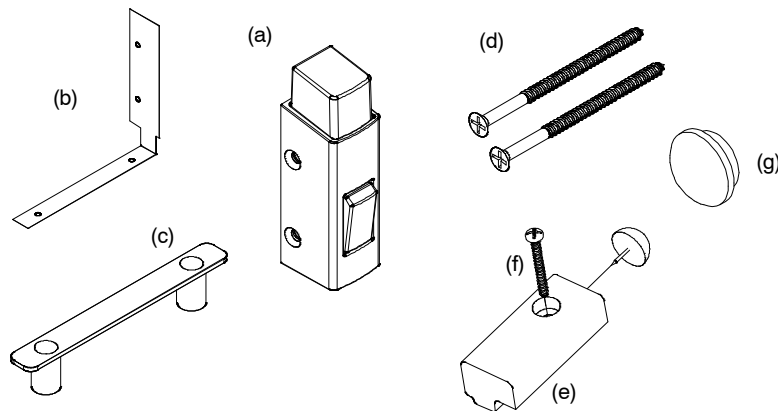
Includes:

- 1 – Foot Bolt Assembly
 (Foot Bolt (a) white–11101777, beige – 11101778, and bronze–11101779, Lock Plate Assembly (c), #8 x 2 3/4" Screws (d), Installation Template (b), and Installation Instructions)
- 1 – Bumper Stop (e)
- 1 – #8 x 1 1/2" Screw (f)
- 1 – Roller Adjustment Plug (g)

NOTE: Not available on low-profile sill

COLOR/CONFIGURATION

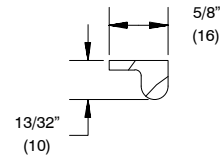
Species	White / XO	White / OX	Beige / XO	Beige / OX	Bronze / XO	Bronze / OX
Pine	11101760	18900611	11101761	18900612	11101762	18900613
Cherry	18900614	18900617	18900615	18900618	18900616	18900619
Vertical Grain Douglas Fir	18900620	18900623	18900621	18900624	18900622	18900625
Mix Grain Douglas Fir	18900638	18900641	18900639	18900642	18900640	18900643
Oak	18900632	18900635	18900633	18900636	18900634	18900637
Mahogany	18900626	18900629	18900627	18900630	18900628	18900631



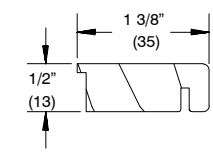
CURRENT REPLACEMENT WOOD PARTS

	Clad	Wood
Stationary Panel Top Spacer*	W8452*	W8452*
Stationary Panel Bottom Spacer	W8643	W8643
Stationary Jamb Cover	W7535	W7535
Screen Track Filler	---	W5221
Leveling Block Filler	W8270	W8270
Jamb Liner	W7536	W7536
Center Jamb Cover	W7534	W7534
Sill Liner	W2528	W2528
Panel Guide	W8040	W8040
Head Jamb and Jamb Parting Stop	---	W6535
Stationary Panel Head Jamb Cover	W7504	---
Mull Casing Base	---	W9019
Astragal Cover	---	W7554
Oak Sill Liner, Low Profile Sill	W10428	W10428
Bumper Stop Block, Low Profile Sill	W10302	W10302

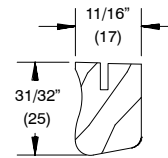
NOTE: Replacement wood parts are supplied with connecting barb (where applicable).



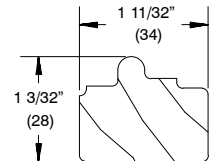
W8452 – Stationary Panel Top Spacer*



W7535 – Stationary Jamb Cover

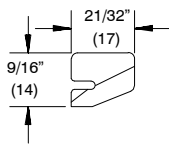


W5221 – Screen Track Filler – Wood

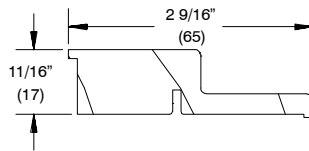


W8270 – Leveling Block Filler

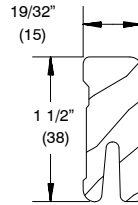
* Replaced with stationary bracket (11860212).



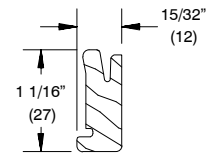
W7536 – Jamb Liner



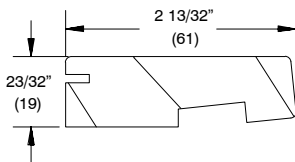
W7534 – Center Jamb Cover



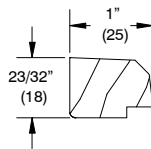
W2528 – Sill Liner (oak)



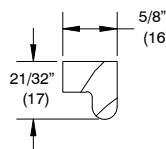
W8040 – Panel Guide



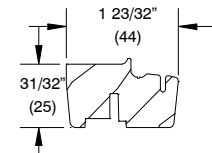
W6535 – Head Jamb and Jamb Parting Stop



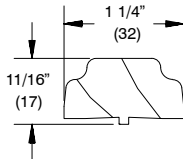
W7504 – Stationary Panel Head Jamb Cover



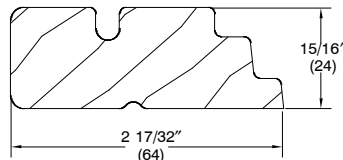
W8643 – Stationary Panel Bottom Spacer



W9019 – Mull Casing Base
71520469 – 6/8 Height
71520481 – 8/0 Height

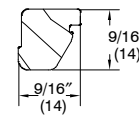


W7554 – Astragal Cover



W10302 – Bumper Stop Block, Low Profile Sill

71271003



W10428 – Oak Sill Liner, Low Profile Sill


TO ORDER REPLACEMENT WOOD PARTS

When ordering replacement wood parts specify:

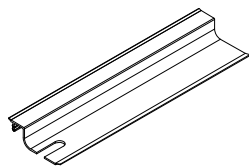
1. profile number;
2. rough opening;
3. handing;
4. length;
5. finish.

ORDERING REPLACEMENT VINYL AND FIBERGLASS PARTS FOR THE SLIDING PATIO DOOR


	Clad	Wood
Roller Track – Beige or Black	V1745	---
Leveling Block – Beige or Black	V1755	V1755
Panel Drip – Beige or Black	V1012	V1012
Ultimate Screen Guide Bar – Beige	V805	V805
Condensation Cover – Beige or Black	V1131	---
Head Jamb, Jamb Parting Stop	A836	---
Ultrex Sill – Beige or Bronze	F256	F256
Sill, Low Profile	F2017	F2017
Roller Track, Low Profile Sill – Beige or Black	V1846	V1846
Stat Panel Seal, Low Profile Sill – Beige or Black	V1865	V1865
Weather Strip, Interior, Low Profile Sill – Beige or Black	V1793	V1793
Weather Strip, Exterior, Low Profile Sill – Beige or Bronze	V1138	V1138
Panel Drip, Low Profile Sill – Beige or Black	V1823	V1823



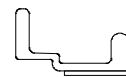
F256 – Ultrex Sill



V1131 – Condensation Cover



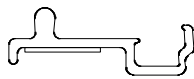
V1012 – Panel Drip



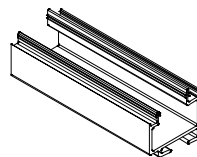
V1745 – Roller Track



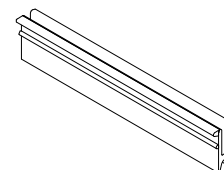
F2017 – Low Profile Sill



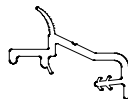
V1846 – Roller Track, Low Profile Sill



V1755 – Leveling Block



V805 – Ultimate Screen Guide Bar



V1865 – Stationary Panel Seal, Low Profile Sill

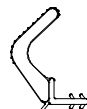


V1138 – Weather Strip, Low Profile Sill Exterior

TO ORDER REPLACEMENT PARTS

When ordering replacement parts specify:

1. profile number;
2. rough opening;
3. length;
4. handing;
5. finish.




V1793 – Weather Strip, Low Profile Sill Interior



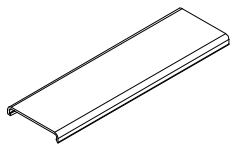
V1823 – Panel Drip, Low Profile Sill

ORDERING REPLACEMENT ALUMINUM PARTS FOR THE SLIDING PATIO DOOR

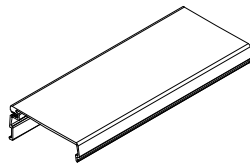
	Clad	Wood
Head Jamb, Jamb Parting Stop	A836	---
Ultimate Screen Track	A777	A777
Header Panel Guide Fastener	A1014	A1014
Stationary Meeting Stile Clad Edge Cover	A778	---
Standard Screen Track	A1070	A1070
Astragal Base	A771	---
Base Reinforcement	A1409	---
Astragal Clad only for OXXO door	A2047	---
Clad Mull Casing Cover to use with A2047	A775	---




A2047 Astragal Clad only




A778 - Stationary Meeting Stile Clad Edge Cover




A836 - Head Jamb, Jamb Parting Stop



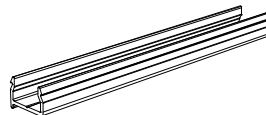
A1014 - Header Panel Guide Fastener



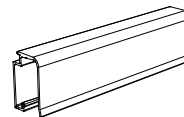
A775 - Clad Mull Casing Cover



A1070 - Standard Screen Track



A771 - Astragal Base

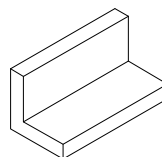


A777 - Ultimate Screen Track

TO ORDER REPLACEMENT PARTS

When ordering replacement parts specify:

1. profile number;
2. rough opening;
3. length;
4. handing;
5. finish.

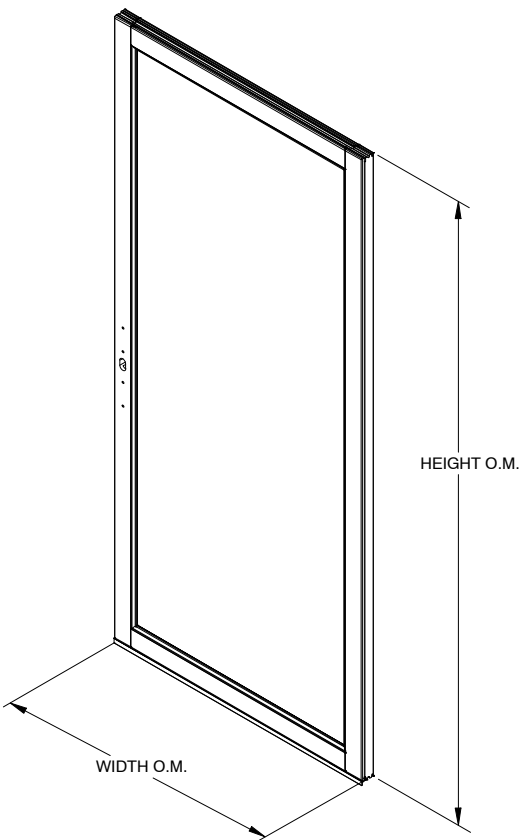


A1409 - Base Reinforcement
 18620090 - 6/8 Height
 18620073 - 8/0 Height

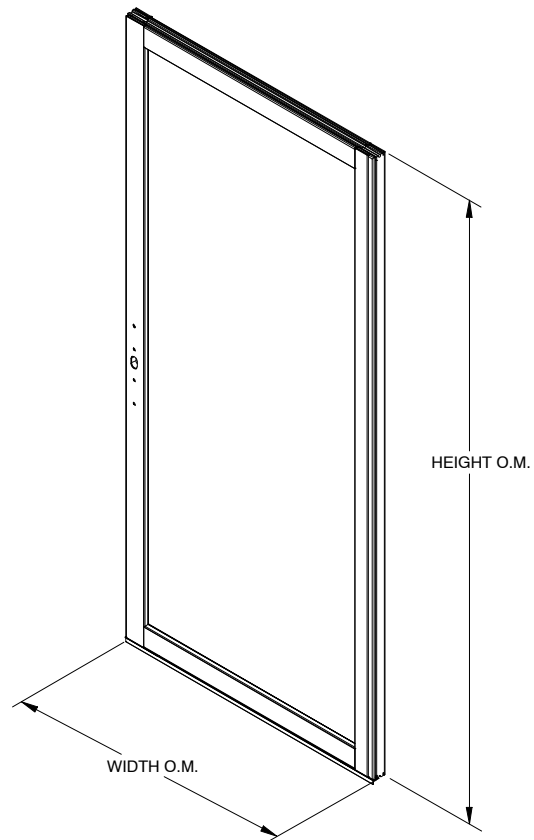
ORDERING REPLACEMENT PANELS FOR THE SLIDING PATIO DOOR

To order replacement panels specify:

1. OM of panel;
2. Active, inactive, or stationary;
3. handing;
4. glazing;
5. Finish
6. Interior Wood Glazing Bead option (Ovolo or Square).



**Wood Active Panel
Exterior View**



**Clad Active Panel
Exterior View**

NOTE: Active panels include meeting stile weather strip, panel drip and interlock.

Stationary panels include a stationary top filler, leveling block and leveling block filler.

SLIDING PATIO DOOR WEATHER STRIP

When ordering replacement weather strip specify:

1. quantity;
2. length;
3. part number;
4. description.

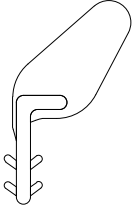
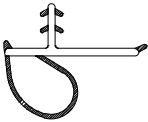
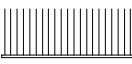





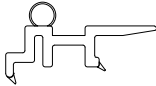
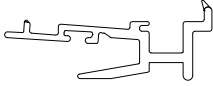

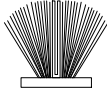
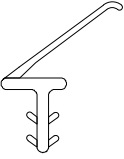
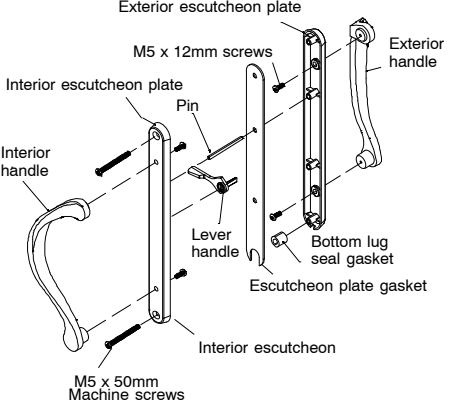
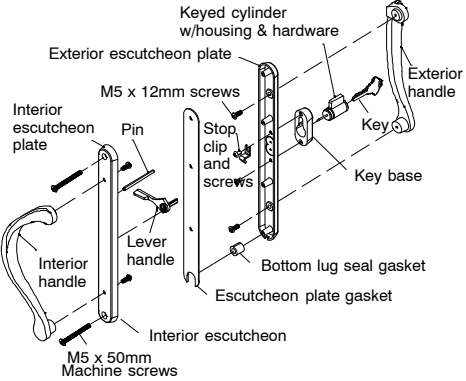


ILLUSTRATION NOT TO SCALE	DESCRIPTION	LENGTH	OPER./COLOR	PART NUMBER
	Sill Weather Strip V1138	Specify Length	BG BZ	15910499 15910799
	Bulb Weather Strip, Jambs, Astragal and Transom V796	95 9/16" 189 23/32"	BG BK	15173080 15173398
	Stationary Panel Cover Pile Dust Block Adhesive backed 2 1/4" x 1 3/8" x 1/2"		GY	15600004
	Connecting Barb V803 NOTE: Color may vary depending on current stock.	Specify Length		15812999
	Head Jamb, Parting Stop V1194	144" 150"	BG BK	17003599 15977999
	Bulb Weather Strip V1297 For OXXO unit	Specify Length	BG BK	15351499 15351500

ILLUSTRATION NOT TO SCALE	DESCRIPTION	LENGTH	OPER./ COLOR	PART NUMBER
	Dust Block, Part Stop 1 3/8" x 3/8" x 1/2"		GY	15600010
	Dust Block, Astragal or Panel 1 3/8" x 1/4" x 3/8"			10500049
	Interlock, Stationary Panel V715 66R ht. 76 5/8" 66R ht. 76 5/8" 68 ht. 79 1/8" 68 ht. 79 1/8" 80 ht. 92 5/8" 80 ht. 92 5/8" Lineal 110 5/8" Lineal 110 5/8"		BG BK BG BK BG BK BG BK	15211476 15211766 15211468 15211469 15211480 15211481 15211496 15211497
	Interlock, Operating Panel V714 66R ht. 75 19/32" 66R ht. 75 19/32" 68 ht. 78 3/32" 68 ht. 78 3/32" 80 ht. 91 19/32" 80 ht. 91 19/32" Lineal 109 19/32" Lineal 109 19/32"		BG BK BG BK BG BK BG BK	15211575 15211666 15211568 15211569 15211580 15211581 15211596 15211597
	Inactive Panel Stile Center V780	150" 150"	BG BK	15174099 15174098
	Pile Weather strip, Check Rail Operating Interlock	LF	BG	11107533

SLIDING PATIO DOOR
OBSOLETE – PARTS

ILLUSTRATION NOT TO SCALE	DESCRIPTION	OPER./COLOR	PART NO.
	<p>Head Jamb, Parting Stop, Astragal V795</p> <p>79 5/16"</p>	<p>BG BK</p>	<p>NA 15646069</p>
	<p>Handle, Non-Keyed</p>	<p>Polished Chrome Bright Brass</p>	<p>10830368 NA</p>
	<p>Handle, Keyed</p>	<p>Polished Chrome Bright Brass</p>	<p>10148230 NA</p>
	<p>#10-32x2" Phillips ovalhead machine screw</p>	<p>Polished Chrome</p>	<p>NA</p>
	<p>Stop clip with screws NA as individual part – 02-2011</p>		<p>NA</p>

OBSOLETE – WEATHER STRIP

	<p>Interlock, Stationary Panel V715 Color: Beige</p>	<p>160"</p>	<p>15211099</p>
	<p>Interlock, Operating Panel V714 Color: Beige</p>	<p>109 1/2"</p>	<p>15211596</p>

OBSOLETE TRIMLINE PATIO DOOR
 When ordering replacement parts specify:

1. type of unit;
2. part number;
3. description.

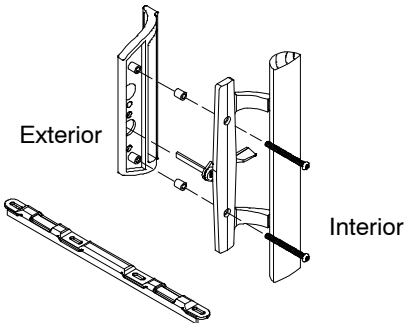

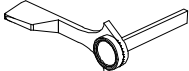

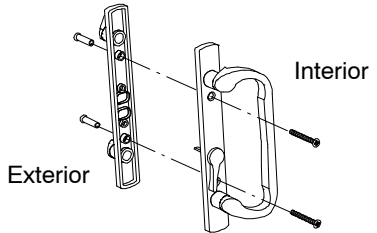
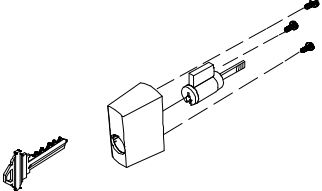
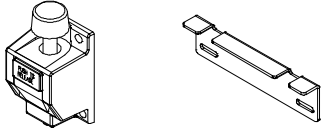
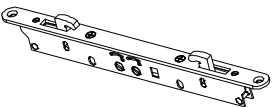
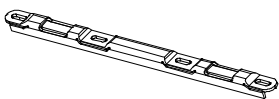
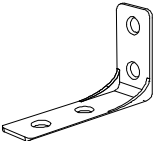
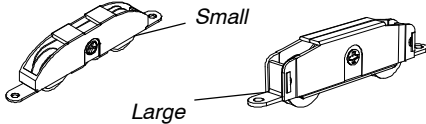

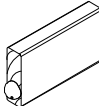

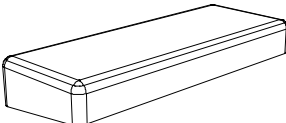

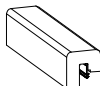
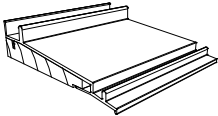
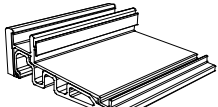
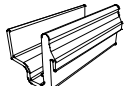
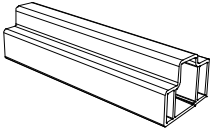
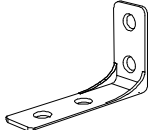
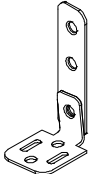

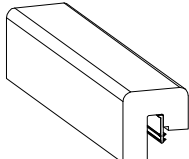
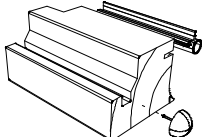
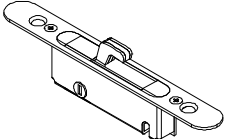
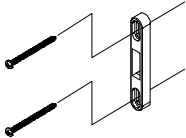
ILLUSTRATION NOT TO SCALE	DESCRIPTION	OPER./CO LOR	PART NO.
	<p>Handle Package</p> <p>1 – Interior handle with wooden insert and turn lever 1 – Exterior handle 2 – Handle gaskets 2 – #10-24x2” Phillips panhead machine screws 1 – Strike 4 – 8x2 1/2” panhead wood screws</p>	BG	10150032
	<p>Key Lock with Housing Schlage “C” Keyway Includes: 1 – Keyed cylinder with housing 2 – Keys 2 – #8x 3/8” Phillips trusshead machine screws</p>	BG	10150010
	<p>Turn Lever</p>	BL	10140012
	<p>Handle Gasket</p>		NA
	<p>Handle Assembly Includes: 1 – Interior handle with escutcheon plate and turn lever 1 – Exterior handle with escutcheon plate 2 – #10-20x 1 3/4” Phillips ovalhead machine screws with cap nuts</p>	BS	05590100
	<p>Key Lock with Housing Schlage “C” keyway for brass handle Includes: 1 – Keyed cylinder with housing 2 – Keys 3 – #8x3/8” Phillips trusshead machine screws</p>	BS	02100563
	<p>Auxiliary Foot Bolt, Package (Replace with current foot bolt kit)</p>		
	<p>Mortise Lock Includes: 1 – Mortise lock 2 – #8x1 1/2” Phillips flathead wood screws.</p>	ZYD	10150030

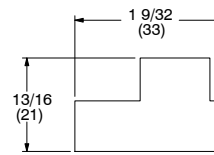
ILLUSTRATION NOT TO SCALE	DESCRIPTION	OPER./C OLOR	PART NO.
	Jamb Strike with Screws <i>Includes:</i> 1 - Strike 4 - #8x2 1/2" Phillips panhead wood screws.	Z Y D	10150031
	Straight Angle Bracket (Top) MISC 014 <i>Includes:</i> 1 - Straight angle bracket 2 - #7x1 1/4" Phillips flathead wood screws (panel) 2 - #8x1" Phillips flathead wood screws (head jamb)	B G	11100101
	Operator Panel Roller (Tandem-Adjustable) <i>Includes:</i> 1 - Operator panel roller 2 - #8x1" Phillips flathead wood screws	Small Small SS Large Large SS	10820000 05550411 NA(10820001) NA(10820002)
	Roller Adjustment Plug	B G	11170001
	Door Stop, Head Jamb		NA
	Rubber Bumper	B G	02101000
	Sill Block MISC 2238 19/64" x 5/16" x 2"		NA
	Jamb Gasket, Sill Weather Strip/Jamb 1/8" x 5/8" x 2"	B K	NA
	Door Stop, Sill V807	B G	18051303
	Lexan Sill with Wood Core Used between 1988 - 1991	B N	NA
	Sill Cover and Ultrex Sill Core Assembly V790/F250 Used between 1991 - 1995	B G	Check availability
	Roller Track V769 Used between 1995 - 5/98.	B G	Check availability

TRIMLINE PATIO DOOR
OBSOLETE – PARTS

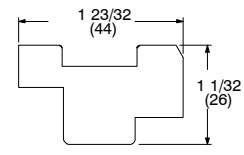
ILLUSTRATION NOT TO SCALE	DESCRIPTION	OPER./ COLOR	PART NO.
	Leveling Block V858 Used between 1991 – 1995. Has been replaced with V766 – Leveling Block.	BG	Check availability
	Straight Angle Bracket (Top) MISC 014 Has been replaced with Straight Angle Bracket 11100101 (beige)	ZYD	NA Replace with 11100101 BG
	Adjustable Angle Bracket (Bottom)		NA
	Sill Stationary Panel Bracket MISC 0686 <i>Includes:</i> 1 – Sill stationary panel bracket 1 – #7x1 1/4" Phillips flathead wood screw (panel) 1 – #8-32x3/4" Phillips flathead machine screw (sill)	BG	11100357
	Door Stop, Sill V807 Used between 1991 – 1995 with V790/F250 Sill Cover and Ultrex Sill Core assembly. Current 5/98 to Present	BG	18051303
	Door Stop Assembly, Sill MISC 1722 Used 1995 through 5/98		NA
	Mortise Lock Used between 1991 – 8/98 <i>Includes:</i> 1 – Mortise lock 2 – #8x1 1/2" Phillips flathead wood screws.	ZYD	02100960
	Jamb Strike with Screws Used between 1991 – 8/98 <i>Includes:</i> 1 – Strike 2 – #8x2 1/2" Phillips flathead wood screws.	ZYD	02100961

OBSOLETE REPLACEMENT WOOD PARTS

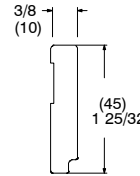
	Clad	Wood
Stationary Panel Filler	W7286	W7286
Stationary Panel Top Filler	W7270	W7270
Sill Liner	W7532	W7532
Leveling Block Filler	W7508	W7508
Head Jamb and Jamb Parting Stop	W7280	W7280
Head Jamb Liner and Stationary Jamb Liner	W7274	W7274
Panel Guide	W7278	W7278
Panel Opening Filler	---	W7282
Operating Panel Track	W7279	W7279
Jamb Liner	W7276	W7276
Stationary Panel Liner	W7296	W7296
Stationary Quarter Round Stop	W7003	W7003
Exterior Mull Casing	---	W1097
Interior Mull Casing	W1098	W1098
Center Jamb	---	W7292
Sill Liner	W7507	W7507



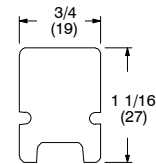
W7286 – Stationary Panel Filler (OOX or XOO)



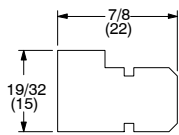
W7270 – Stationary Panel Top Filler



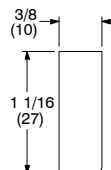
W7532 – Sill Liner (Oak)



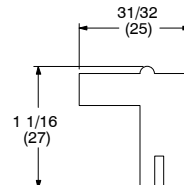
W7508 –Leveling Block Filler



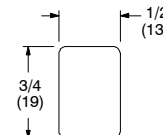
W7280 – Head Jamb and Jamb Parting Stop



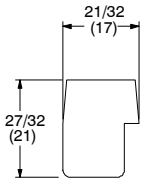
W7274 – Head Jamb Liner and Stationary Jamb Liner



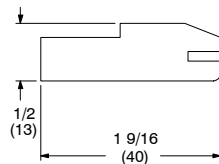
W7278 – Panel Guide



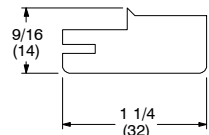
W7282 – Panel Opening Filler – Wood



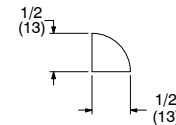
W7279 – Operating Panel Track



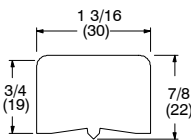
W7276 – Jamb Liner



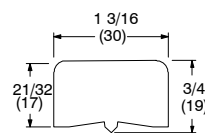
W7296 – Stationary Panel Liner (OXO)



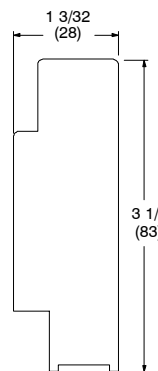
W7003 – Stationary Quarter Round Stop (O)



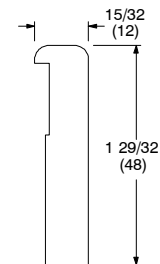
W1097 – Exterior Mull Casing (OOX or XOO)



W1098 – Interior Mull Casing (OOX or XOO)



W7292 – Center Jamb (OXO)



W7507 – Obsolete Sill Liner (Oak)

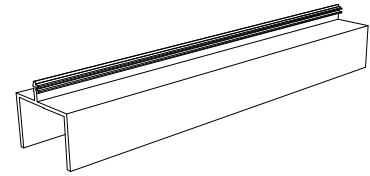
TO ORDER REPLACEMENT WOOD PARTS

When ordering replacement wood parts specify:

1. profile number;
2. rough opening;
3. handing;
4. length;
5. finish.

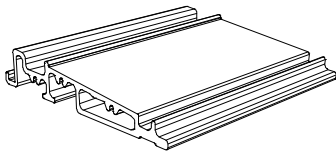
OBSOLETE REPLACEMENT VINYL, FIBERGLASS OR ALUMINUM PARTS

	Clad	Wood
Screen Channel – Brown	---	V365
Screen Channel – White	---	V310*
Ultrex Sill – Beige	F254	F254
Panel Drip – Beige	V800	V800
Leveling Block – Beige	V766	V766
Roller Track – Beige	V786	V786
Roller Track Cover – Beige	V830	V830
Head Jamb and Jamb Filler	A802	---
Mullion Cap	A808	---
Mullion Cap Base	A809	---
Center Jamb (with filler block)	A810	---

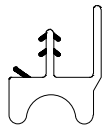


Screen Channel
V365 Brown
V007* White (no longer available)


* V007 is no longer available. Substitute V310 white, Part number 11104090, length 140 1/16"



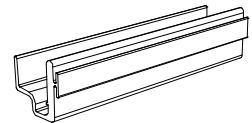
F254 – Ultrex Sill



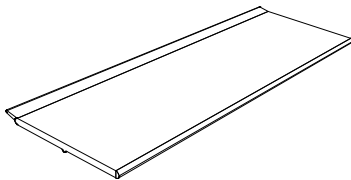
V800 – Panel Drip



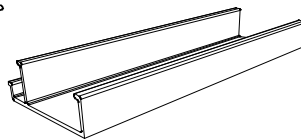
V766 – Leveling Block



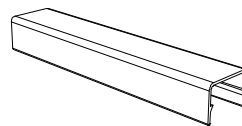
V786 – Roller Track



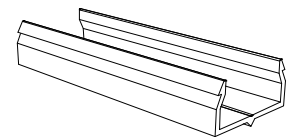
V830 – Roller Track Cover



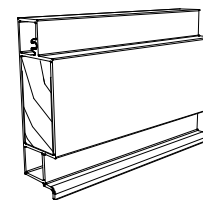
A802 – Head Jamb and Jamb Filler



A808 – Mullion Cap



A809 – Mullion Cap Base



A810 – Center Jamb (with filler block)

TO ORDER REPLACEMENT PARTS

When ordering replacement parts specify:

1. profile number;
 - a. wood or clad door
2. rough opening;
3. length;
4. handing;
5. finish.

OBSOLETE WEATHER STRIP

OBSOLETE TRIMLINE PATIO DOOR WEATHER STRIP

When ordering replacement weather strip specify:

1. quantity;
2. color;
3. part number.

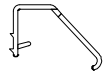

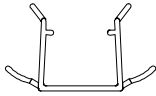
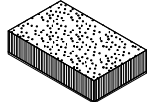
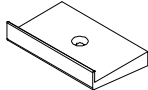
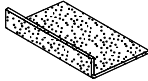

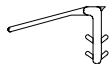
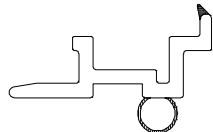
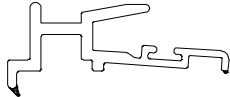
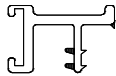
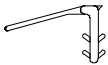



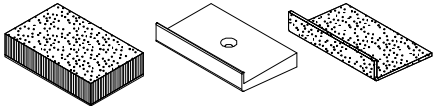

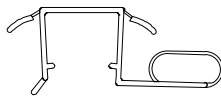
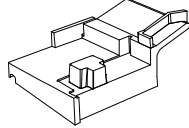
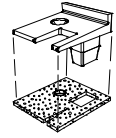
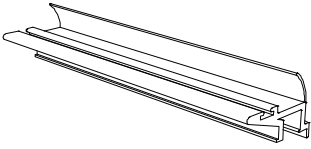

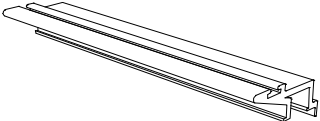
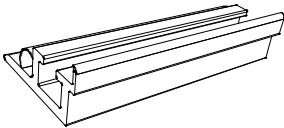

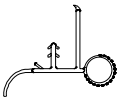
ILLUSTRATION <i>NOT TO SCALE</i>	DESCRIPTION	LENGTH	PART NUMBER
	Leaf Weather Strip, Panel Guide and Jamb Liner V245 Color: Beige	150"	15189999
	Pile Weather Strip, Head Jamb Adhesive backed Color: Gray 11/16" x 31/64" x 2 1/4"		15600001
	Parting Stop Weather Strip, Stationary Jamb, Head Jamb V735 Color: Beige	70 15/32" 79 17/32" 142 31/32" 150"	N/A N/A N/A 15619700
	Dust Block MISC 443 Color: Gray		15600004
	Dust Block Support V956		NA
	Dust Block Support Gasket		15600006
	Pile Weather Strip, Operator Panel Interlock 17/64" x 21/64" Color: Beige	By Lineal Foot	11107533
	Sill Weather Strip V791 Color: Beige	75 5/16" 99 5/16"	N/A 15641160
	Interlock, Stationary Panel V715 Color: Beige 8-0 ht.	160"	15211099
	Interlock, Operating Panel V714 Color: Beige 8-0 ht.	109 1/2"	15211596

ILLUSTRATION <i>NOT TO SCALE</i>	DESCRIPTION	LENGTH	PART NUMBER
	Bottom Seal Weather Strip V746 Used between 1988 – 1991		NA Replace with V760
	Sill Weather Strip V791 Used between 1991 – 1995 and 5/98 to Present Color: Beige	99 5/16"	15641160
	Interlock and Bottom Seal Pile Weather Strip Used between 1988 – 1991		NA
	Sill Dust Block Pile Weather Strip Used between 1988 – 1991		NA
	Sill Foam Block Weather Strip Used between 1988 – 1991		NA
	Dust Block Assembly MISC 2252 Used between 1991 – 1995.		NA
	Foam Interlock Weather Strip V750 Used between 1991 – 1995 Color: Beige		NA
	Parting Stop Weather Strip, Operating Jamb V777 Color: Beige Used before 1/98		NA
	Hydroseal MISC 2252 Color: Black Used between 1995 – 1/98		NA
	End Cap (with gasket) MISC 2245 Color: Beige Used between 1995 – 1/98		NA

OBSOLETE – WEATHER STRIP

ILLUSTRATION <i>NOT TO SCALE</i>	DESCRIPTION	LENGTH	PART NUMBER
	Interlock, Stationary Panel V747 Color: Beige Wood only Used between 1988 –1995 and 1996 – 1/98		NA
	Interlock, Stationary Panel V472 Color: Beige Clad only Used between 1990 –1995 and 1996 – 1/98		NA
	Interlock, Operating Panel V471 Color: Beige Used between 1988 –1995 and 1996 – 1/98		NA
	Interlock, Stationary & Operating Panel V755 Color: Beige Used between '95 – '96		NA Replace with V471, 472 747
	Panel Drip V800 150" Used between 1991 – 1995. Current 5/98 to present.	BK BG	15978490 15978499
	Panel Drip V760 Used between 1995 – 5/98.	BG	Check availability

ORDERING OBSOLETE REPLACEMENT PANELS FOR THE TRIMLINE PATIO DOOR

To order replacement panels specify:

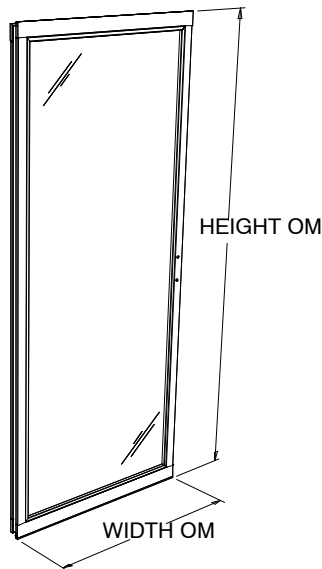
- | | |
|----------------------------|---------------------------------|
| 1. OM of panel; | 4. glazing; |
| 2. operator or stationary; | 5. finish. |
| 3. handing; | 6. Single-Point or Multi-Point. |

CLAD AND WOOD TRIMLINE DOOR (PRE 1998)

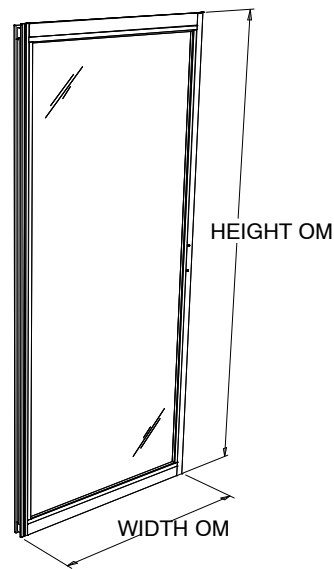
CN	Panel OSM		Panel DLO	
	Width	Height	Width	Height
2665	28 15/16"	75 15/16"	24 7/16"	70 5/16"
3065	34 15/16"	75 15/16"	30 7/16"	70 5/16"
4065	46 15/16"	75 15/16"	42 7/16"	70 5/16"
2668	30 7/16"	79 3/16"	25 15/16"	73 9/16"
3068	36 7/16"	79 3/16"	31 15/16"	73 9/16"
4068	48 7/16"	79 3/16"	43 15/16"	73 9/16"
8/0 Height		95 3/16"	same as 6/8	89 9/16"

Units will have:

- 2 13/16" top and bottom rail and 2 1/4" stiles.
- Single Point Lock used until November 2002.
- DLO width same on 6/8 and 8/0.



**Wood Operator Panel
Exterior View**



**Clad Operator Panel
Exterior View**

NOTE: Operator panel include sash rollers, panel drip, interlock and interlock end cap with gasket, and mortise lock (installed).
Stationary panel includes stationary panel top filler, leveling block filler, interlock and straight angle bracket (with screws taped to panel).