

ROUND TOPS AND POLYGONS

Table of Contents

	PAGE
History	2
Part Identification – Wood Round Top – Casemaster Operator (Eyebrow)	4
Part Identification – Wood Round Top – Casemaster 1" Picture Unit	5
Part Identification – Wood Round Top – Casemaster Stationary	6
Part Identification – Wood Round Top – Direct Glaze (Single Glaze)	7
Part Identification – Wood Round Top – Direct Glaze (IG ADL Frame)	8
Part Identification – Wood Round Top – Direct Glaze (IG)	9
Part Identification – Clad Round Top – Direct Glaze (Single Glaze)	10
Part Identification – Clad Round Top – Direct Glaze (IG)	11
Part Identification – Clad Round Top – Casemaster Operator	12
Part Identification – Clad Round Top – Casemaster Stationary	13
Part Identification – Clad Round Top – Casemaster 1" Picture	14
Part Identification – Clad Round Top – Ultimate Double Hung	15
Part Identification – Clad Round Top – Ultimate Double Hung Picture/Transom	16
Part Identification – Wood Round Top – Ultimate Double Hung	17
Part Identification – Wood Round Top – UDH/UDHM 1 5/8" Transom Unit	18
Part Identification – Wood Round Top – UDH/UDHM 2" Transom Unit	19
Part Identification – Wood Round Top – Ultimate Double Hung 1 5/8" Picture Unit	20
Part Identification – Wood Round Top – Ultimate Double Hung 2" Picture Unit	21
Part Identification – Wood Polygon – Single Glaze with Energy Panel	22
Part Identification – Wood Polygon – Direct Glaze (IG)	23
Part Identification – Clad Polygon – Direct Glaze (Single Glaze)	24
Part Identification – Clad Polygon – Direct Glaze (IG)	25
Part Identification – Clad Direct Glaze Corner	26
Part Identification – Clad Round Top Ultimate Double Hung Magnum	27
Part Identification – Clad Round Top Ultimate Double Hung Magnum Picture/Transom	28
Part Identification – Wood Round Top Ultimate Double Hung Magnum	29
Part Identification – Wood Round Top Ultimate Double Hung Magnum 1 5/8" Picture	30
Part Identification – Wood Round Top Ultimate Double Hung 2" Picture	31
Parts – Round Top Ultimate Double Hung	32
Parts – Casemaster Round Tops and Operating Polygons	33
Parts – Round Top Ultimate Double Hung Magnum	35
Replacement Wood Parts	37
Sash Replacement	49
Weather Strip – Round Tops	50
Screens, Energy Panels and Combination Units	51

ATTENTION:

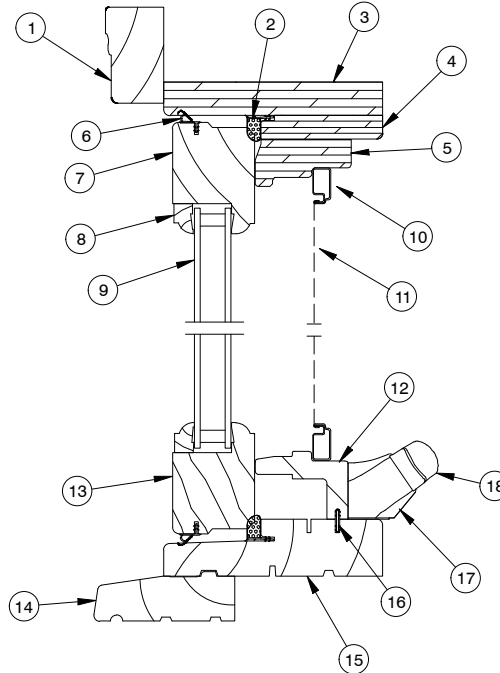
- Specification and technical data are subject to change without notice.
- Numbers listed in parentheses () are metric equivalents in millimeters rounded to the nearest whole number.

PRODUCED	UNIT TYPE	FEATURES OR CHANGES	STATUS
1979	Wood Round Top	1979 Arch top windows introduced. They are available as Direct Glaze or In-sash, one lite or divided lite and single glaze or 1/2" insulated. They are also available as Direct Glaze 1" one lite. Grids are an option only for the Direct Glaze.	Present
1982	Wood Round Top	5/82 Introduced Wood Double Hung Operating In-sash Round Top.	Present
1982	Wood Round Top	12/82 Introduced Wood Casement Operating In-sash Round Top.	Present
1984	Wood Tilt-Turn Round Top	Introduced Wood Tilt-Turn Round Top.	Present
1985	Wood Round Top	Interior Casing WP366 (W1366) available.	Present
1985	Clad Round Top	Introduced Clad Round Top, available in White or Bahama Brown, direct glazed only.	Present
1985	Round Top	Interior trim to become standard. MM44 (W1144), WP366 (W1366) and flat casing available. Unless otherwise specified unit will be fabricated with MM44.	Present
1988	Round Top	9/88 Laminated interior casing has replaced fingerjointed interior casing on most round top units. Profiles available are MM44 and WP366.	Present
1988	Round Top	10/88 Three new profiles added to the laminated interior casings which are WM376 (W1376), WM351 (W1351) and WM445 (W1445).	Present
1989	Round Top	01/89 Plinth blocks introduced.	Present
1993	Round Top	Oak interior casing, available in MM44, WP366, WM376, WM351, WM445, shipped with Oak plinth blocks.	Present
1993	Round Top	10/93 Wood and Clad True Half Circles, Elliptical, Eyebrow above spring line and ovals introduced. Expansion of standard size offerings.	Present
1996	Clad Round Top	03/96 Factory installed clad brick mould casing available on true radius windows.	Present
1997	Round Top & Polygon	01/97 Simulated divided lites with spacer bar option.	Present
1997	Round Top	02/97 Clad brick mould casing introduced for elliptical round tops.	Present
1997	Round Top & Polygon	05/97 Direct Glaze Round Tops and Polygons redesigned with new direct glaze cladding profile.	Present
1997	Clad Round Top	11/97 Clad radius flat casing introduced to Round Tops shapes 1-10, 15-27, 42-46, 49-50, & 54-57	Present
1998	Clad Round Top	03/98 Clad In-Sash Round Top Casemaster stationary introduced for shape numbers 1-10, 15-50 and 54-57 from the shape table with the 605 finish on heavy extruded aluminum in all five colors. One piece sash cladding is interior glazed.	Present
1998	Wood Tilt-Turn Round Top	Safety device modified due to a design change. Parts are not interchangeable.	Present
1998	Round Top for Doors	Consolidation of wood and clad Door Round Top sizes due to the redesign of the transom so that the Round Top can be mulled directly to the door.	Present
1999	Clad Round Top	01/99 Clad In-Sash operating Round Top Casemaster introduced.	Present
1999	Wood In-Sash Operating Round Top	01/99 Upgraded hinges to 4" surface mounted, updated Weather Strip to foam filled Q-Ion and added V905 side stops. DP rating upgraded to DP40.	Present
1999	Wood In-Sash Operating Round Top	Routed butt hinges	Discontinued
1999	Clad Round Top	08/99 The drip cap was removed on the V110 nailing fin.	Present
2000	Clad Ultimate DH/SH, Picture & Transom Round Tops	2/28/00 Radius frame and sash components. Double Hung top sash operates and tilts. Common parts with Ultimate product where possible.	Present
2001	Wood Ultimate Round Top	2/01 Introduction of the Wood Ultimate Double Hung Round Top. Available as an operable double hung, single hung as well as a picture unit or transom.	Present
2002	Clad Ultimate DH/SH, Picture & Transom Round Tops	3/02 Stone White becomes a standard color. Arctic White transitions to a select color.	Present
2003	Ultimate DH/SH, Casemaster	3/31/03 Satin Taupe (TP) hardware replaces bronze as standard.	Present
2004	Wood and Clad Operating Round Tops	1/04 Added Oil Rubbed Bronze and Satin Chrome to available hardware finishes.	Present
2006	Wood and Clad CM Stationary Round Tops	6/06 For CM Stationary Round Tops, W8723 replaces W8462.	Present

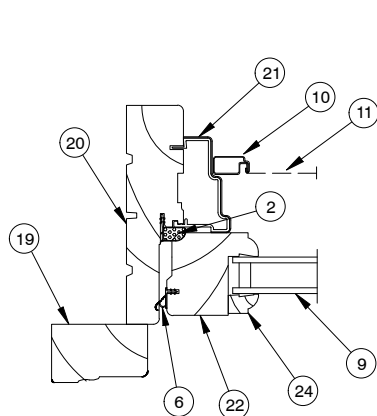
PRODUCED	UNIT TYPE	FEATURES OR CHANGES	STATUS
2007	Round Top Wood and Clad Ultimate Double Hung Magnum	3/26/2007 Introduced the Round Top option for the Ultimate Double Hung Magnum	Present
2009	All	7/27/2009 3" and 4" plinth blocks available in all standard and alternative wood species	Present
2009	Casemaster Round Top	7/27/2009 Casemaster RT has become obsolete.	Present
2011	All	04/25/2011 Added LoE-180™ as a standard option for all products. White painted interior finish option introduced for all products.	Present
2012	Casemaster In-Sash Polygon All	12/17/2012 Casemaster In-Sash Polygon became obsolete. Clear interior finish option introduced for all products.	Present
2013	All Polygon and Round Top Direct Glaze	4/29/2013 Introduced interior stain options. Stain colors are Wheat, Honey, Leather, Hazelnut, Cabernet and Espresso. 6/24/2013 Direct Glaze Standardization added upgrades and improvements to direct glaze products in both wood and clad. Glazing method is silicone and with interior tape glaze. Wood bead profile W11751 and W11923 (Radius). 9/20/2013 Glazing Bead for Single Glaze WDG Polygon changed to W12092.	Present
2014	All Polygon and Round Top Direct Glaze	6/24/14 Redesign to the exterior to one piece glazing.	Present
2016	Clad Direct Glaze Corner Window	6/27/16 Introduced the Clad Direct Glaze Corner Window	Present
2016	All	10/31/16 Obsolescence of the wood species Cedro Macho for all products.	Present

**WOOD ROUND TOP
 CASEMASTER OPERATOR (EYEBROW)
 Obsolete 07-27-2009**

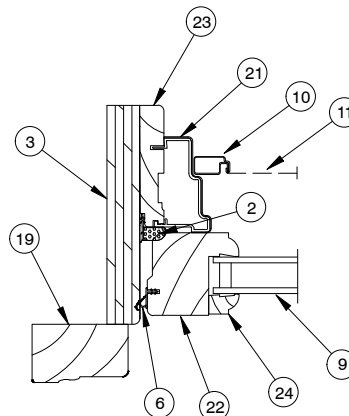
**HEAD JAMB
 & SILL DETAIL**



**JAMB
 DETAIL**



OPERATOR (EYEBROW)



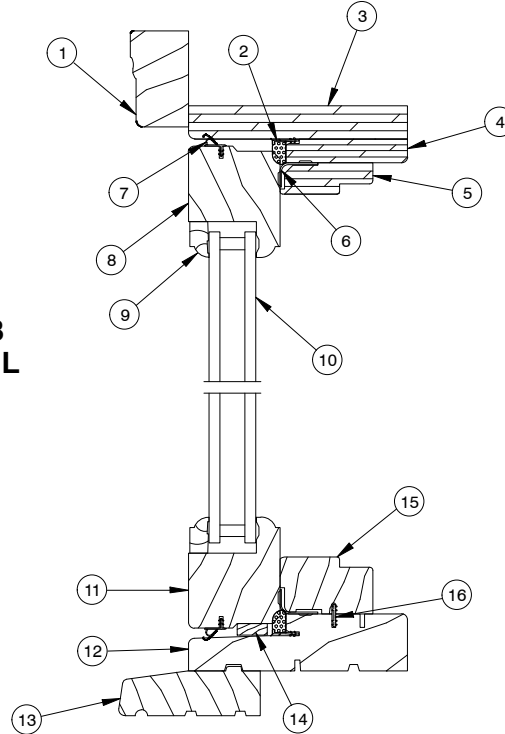
**TRUE HALF CIRCLE
 ABOVE SPRINGLINE**

NOTE: Not to scale; specifications subject to change without notice.

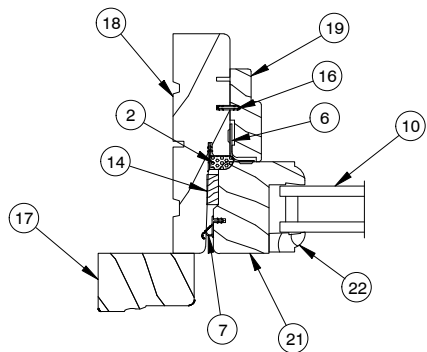
- | | | |
|---|---------------------------|---------------------------------------|
| 1. Radiused Head Jamb Brick Mould Casing, W1047 | 9. Insulated Glass | 17. Folding Handle Cover |
| 2. Frame Weather Strip, V506 | 10. Screen Frame, A135 | 18. Folding Handle |
| 3. Radiused Head Jamb/Jamb | 11. Screen Mesh | 19. Jamb Brick Mould Casing, W1047 |
| 4. Radiused Head Jamb Filler, W7694 | 12. Hardware Cover, W8459 | 20. Jamb |
| 5. Radiused Operator Head Jamb Stop, W8607 | 13. Bottom Rail | 21. Vinyl Side Stop, V1162 |
| 6. Sash Weather Strip, V195 | 14. Subsill, W2197 | 22. Stile |
| 7. Radiused Sash-Top Rail | 15. Sill | 23. Operator Jamb Frame Filler, W2066 |
| 8. Radiused Glazing Bead, W4009 | 16. Connecting Barb, V803 | 24. Glazing Bead, W4009 |

**WOOD ROUND TOP
 CASEMASTER 1" PICTURE UNIT
 Obsolete 07-27-2009**

**HEAD JAMB
 & SILL DETAIL**

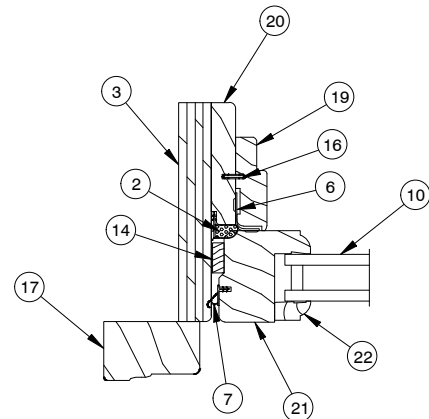


WITH OR WITHOUT SPRING LINE



**EYEBROW
 WITH SPRING LINE**

JAMB DETAIL



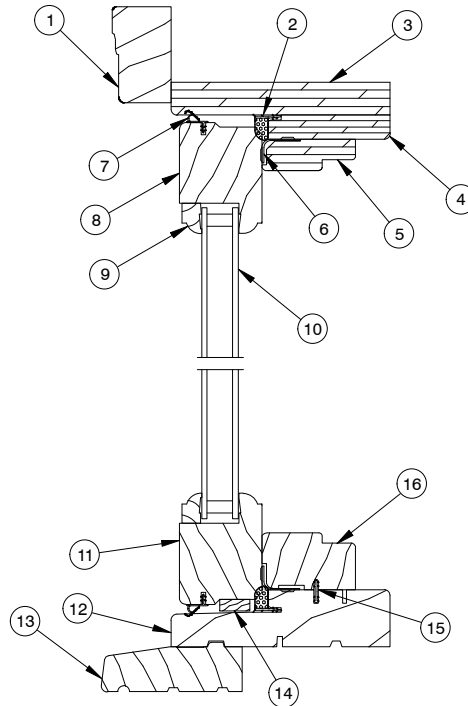
**TRUE HALF CIRCLE
 WITH OR WITHOUT SPRING LINE**

NOTE: Not to scale; specifications subject to change without notice.

- | | | |
|--|--|------------------------------------|
| 1. Radiused Head Jamb Brick Mould Casing | 9. Radiused Glazing Bead, W4005 | 17. Jamb Brick Mould Casing, W1047 |
| 2. Frame Weather Strip, V506 | 10. Insulated Glass | 18. Jamb |
| 3. Radiused Head Jamb/Jamb | 11. Bottom Rail | 19. Side Stop, W8462 |
| 4. Radiused Head Jamb Filler, W7694 | 12. Sill | 20. Stationary Jamb Filler, W2065 |
| 5. Radiused Head Jamb Stationary Stop, W7085 | 13. Subsill, W2197 | 21. Stile |
| 6. Stationary Sash Bracket | 14. Stationary Sash Setting Block, W7681 | 22. Glazing Bead, W4005 |
| 7. Sash Weather Strip, V195 | 15. Sill Cover, see page 36 | |
| 8. Radiused Top Rail | 16. Connecting Barb, V803 | |

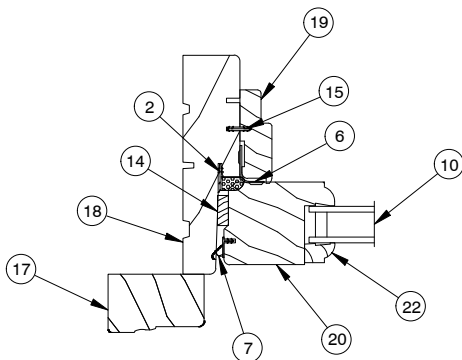
**WOOD ROUND TOP
 CASEMASTER STATIONARY (TRUE HALF CIRCLE)**
 Obsolete 07-27-2009

**HEAD JAMB
 & SILL DETAIL**

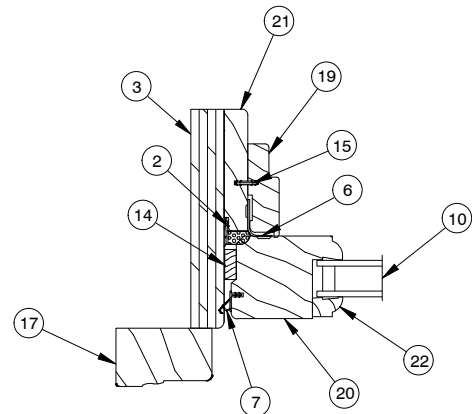


WITH OR WITHOUT SPRING LINE

JAMB DETAIL



**EYEBROW
 WITH SPRING LINE**



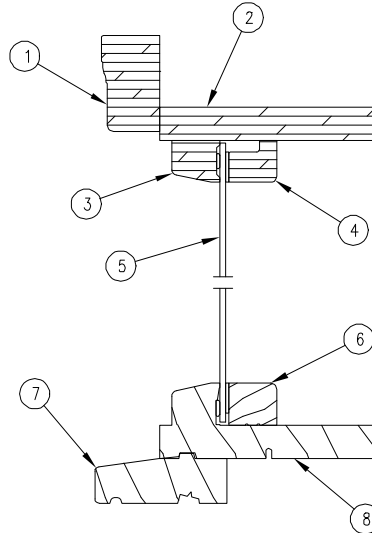
**TRUE HALF CIRCLE
 WITH OR WITHOUT SPRING LINE**

NOTE: Not to scale; specifications subject to change without notice.

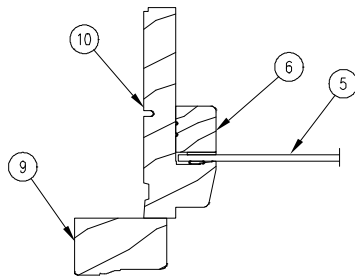
- | | | |
|---|--|------------------------------------|
| 1. Radiused Head Jamb Brick Mould Casing, W1047 | 9. Radiused Glazing Bead, W4009 | 17. Jamb Brick Mould Casing, W1047 |
| 2. Frame Weather Strip, V506 | 10. Insulated Glass | 18. Jamb |
| 3. Radiused Head Jamb/Jamb | 11. Bottom Rail | 19. Side Stop, W8462 |
| 4. Radiused Head Jamb Filler, W7694 | 12. Sill | 20. Stile |
| 5. Radiused Head Jamb Stationary Stop, W7085 | 13. Subsill, W2197 | 21. Stationary Jamb Filler, W2065 |
| 6. Stationary Sash Bracket | 14. Stationary Sash Setting Block, W7681 | 22. Glazing Bead, W4009 |
| 7. Sash Weather Strip, V195 | 15. Connecting Barb, V803 | |
| 8. Radiused Top Rail | 16. Sill Cover, see page 36 | |

**WOOD DIRECT GLAZE ROUND TOP
 (SINGLE GLAZE)**

**HEAD JAMB
 & SILL DETAIL**

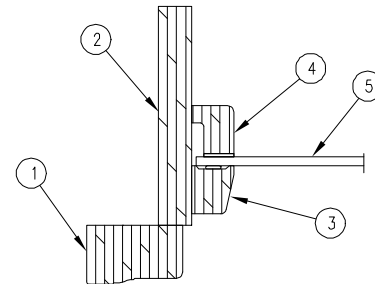


WITH OR WITHOUT SPRING LINE



**NON-CONTINUOUS
 SPRING LINE
 (EYEBROW WITH SPRINGLINE)**

JAMB DETAIL



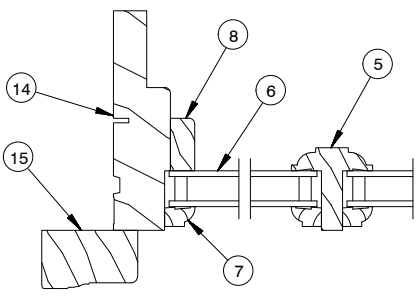
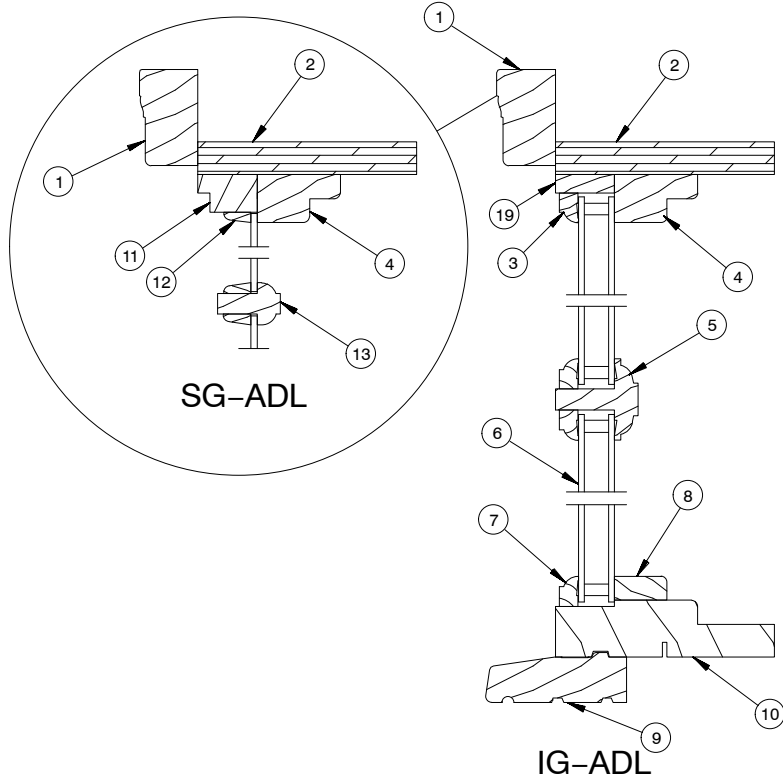
**CONTINUOUS SPRING LINE
 TRUE HALF CIRCLE
 WITH OR WITHOUT SPRING LINE**

NOTE: Not to scale; specifications subject to change without notice.

1. Radiused Head Jamb Brick Mould Casing (W1047)
2. Radiused Head Jamb/Jamb
3. Exterior Glazing Bead (W11989)
4. Radiused Head Glazing Bead (W11923)
5. Single Glaze Glass

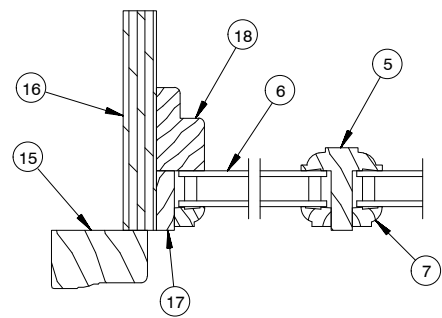
6. Glazing Bead (W11751)
7. Subsill
8. Sill
9. Jamb Brick Mould, Casing (W1047)
10. Jamb

**WOOD DIRECT GLAZE ROUND TOP
 (INSULATING GLASS ADL FRAME)**



**EYEBROW
 WITH SPRING LINE**

JAMB DETAIL



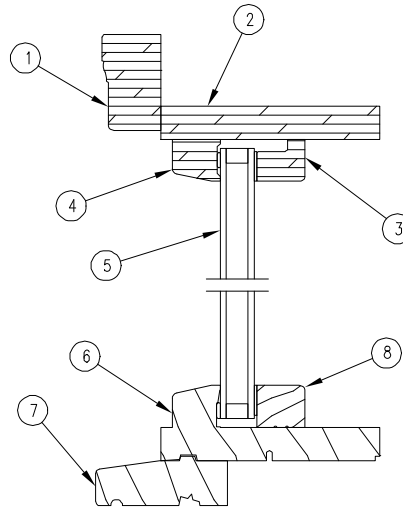
**TRUE HALF CIRCLE
 WITH OR WITHOUT SPRING LINE**

NOTE: Not to scale; specifications subject to change without notice.

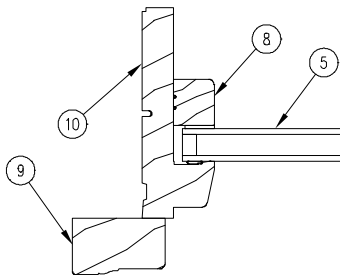
- | | | |
|---|---|--------------------------|
| 1. Radiused Head Jamb Brick Mould Casing, W1047 | 9. Subsill, W2197 | 17. 3/8" Filler |
| 2. Radiused Head Jamb | 10. Sill | 18. Frame Stock |
| 3. Radiused Glazing Bead, W4009 | 11. SG ADL Radiused Filler | 19. Radiused 3/8" Filler |
| 4. Radiused Frame Stock | 12. SG-ADL Radiused Glazing Bead, W4074 | |
| 5. Insulated Munt | 13. Single Glaze Munt | |
| 6. Insulated Glass | 14. Jamb | |
| 7. Glazing Bead, W4009 | 15. Jamb Brick Mould Casing, W1047 | |
| 8. Bullnose Stop, W7013 | 16. Radiused Jamb | |

**WOOD DIRECT GLAZE ROUND TOP
 (INSULATING GLASS)**

**HEAD JAMB
 & SILL DETAIL**

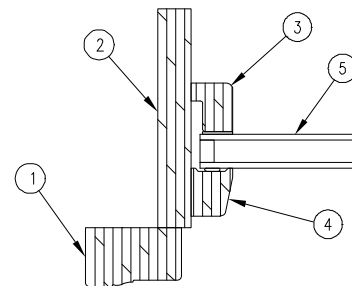


WITH OR WITHOUT SPRING LINE



**NON-CONTINUOUS
 SPRING LINE
 (EYEBROW WITH SPRINGLINE)**

JAMB DETAIL



**CONTINUOUS SPRING LINE
 TRUE HALF CIRCLE
 WITH OR WITHOUT SPRING LINE**

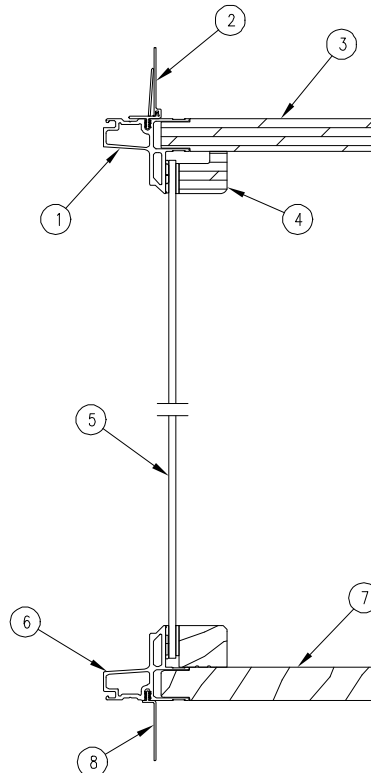
NOTE: Not to scale; specifications subject to change without notice.

1. Radiused Head Jamb Brick Mould Casing (W1047)
2. Radiused Head Jamb/Jamb
3. Radiused Glazing Bead (W11923)
4. Exterior Glazing Bead (W11989)
5. Insulating Glass

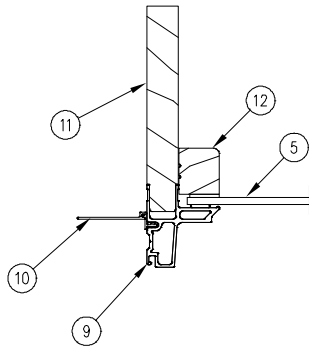
6. Sill
7. Subsill
8. Glazing Bead (W11751)
9. Jamb Brick Mould Casing (W1047)
10. Jamb

**CLAD DIRECT GLAZE ROUND TOP
 (SINGLE GLAZE)**

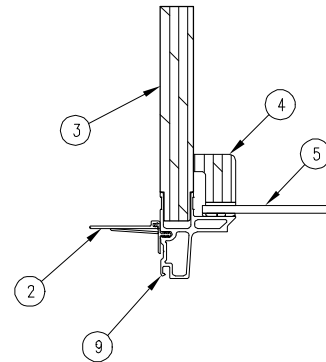
**HEAD JAMB
 & SILL DETAIL**



WITH OR WITHOUT SPRING LINE



**NON-CONTINUOUS
 SPRING LINE
 (EYEBROW WITH SPRINGLINE)**



**CONTINUOUS SPRING LINE
 TRUE HALF CIRCLE
 WITH OR WITHOUT SPRING LINE**

JAMB DETAIL

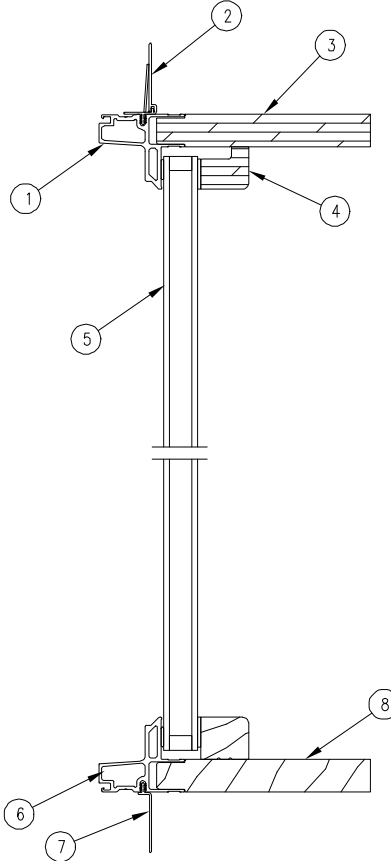
NOTE: Not to scale; specifications subject to change without notice.

- 1. Radiused Head Jamb Cladding
- 2. Radiused Nailing Fin, V110
- 3. Radiused Head Jamb/Jamb
- 4. Radiused Glazing Bead (W11923)
- 5. Single Glaze Glass
- 6. Sill Cladding

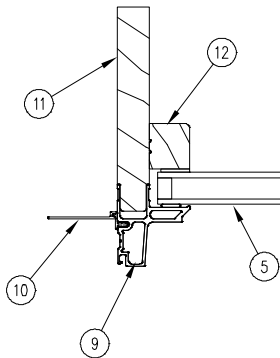
- 7. Sill
- 8. Sill Nailing Fin, V084
- 9. Jamb Cladding
- 10. Jamb Nailing Fin, V104
- 11. Jamb
- 12. Glazing Bead (W11751)

**CLAD DIRECT GLAZE ROUND TOP
 (INSULATING GLASS)**

**HEAD JAMB
 & SILL DETAIL**

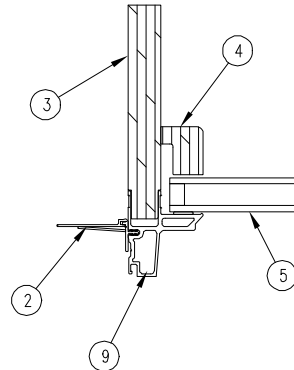


WITH OR WITHOUT SPRING LINE



**NON-CONTINUOUS
 SPRING LINE
 (EYEBROW WITH SPRINGLINE)**

JAMB DETAIL

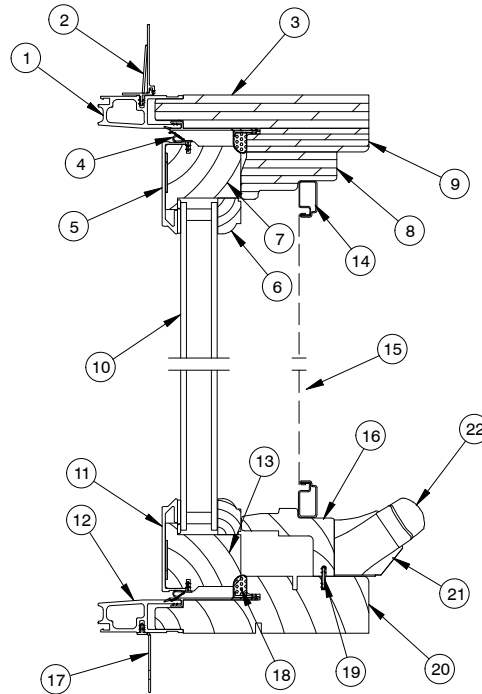


**CONTINUOUS SPRING LINE
 TRUE HALF CIRCLE
 WITH OR WITHOUT SPRING LINE**

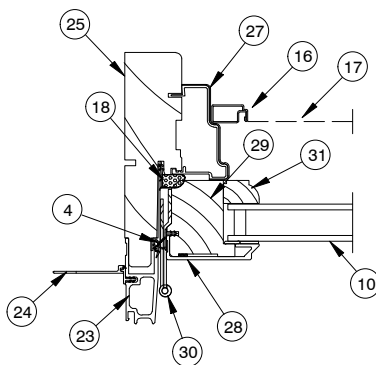
NOTE: Not to scale; specifications subject to change without notice.

- | | |
|-----------------------------------|-----------------------------|
| 1. Radiused Head Jamb Cladding | 7. Sill Nailing Fin (V084) |
| 2. Radiused Nailing Fin (V110) | 8. Sill |
| 3. Radiused Head Jamb/Jamb | 9. Jamb Cladding |
| 4. Radiused Glazing Bead (W11923) | 10. Jamb Nailing Fin (V104) |
| 5. Insulating Glass | 11. Jamb |
| 6. Sill Cladding | 12. Glazing Bead (W11751) |

CLAD ROUND TOP – CASEMASTER OPERATOR
Obsolete 07-27-2009

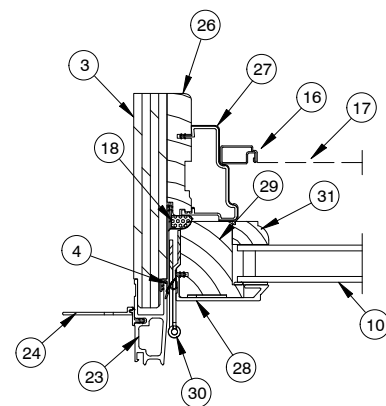


WITH OR WITHOUT SPRING LINE



**EYEBROW
 WITH SPRING LINE**

JAMB DETAIL

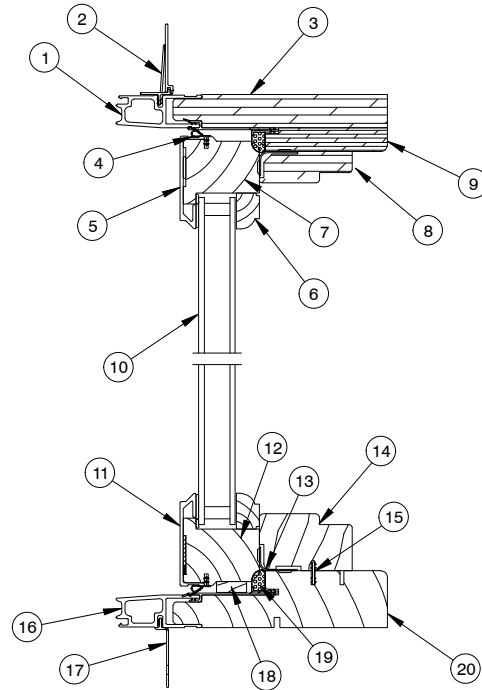


**TRUE HALF CIRCLE
 WITH OR WITHOUT SPRING LINE**

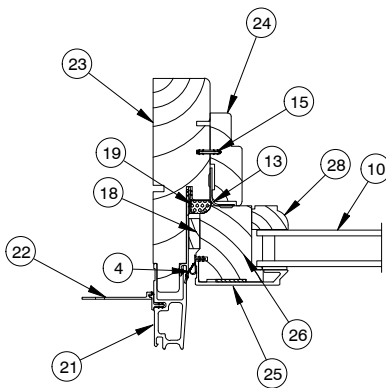
NOTE: Not to scale; specifications subject to change without notice.

- | | | |
|---|-------------------------------|---------------------------------------|
| 1. Radiused Head Jamb Cladding | 11. Bottom Rail Cladding | 21. Folding Handle Cover |
| 2. Radiused Head Jamb Nailing Fin, V110 | 12. Sill Cladding | 22. Folding Handle |
| 3. Radiused Head Jamb/Jamb | 13. Bottom Rail | 23. Jamb Cladding |
| 4. Sash Weather Strip, V195 | 14. Screen Frame, A135 | 24. Jamb Nailing Fin, V104 |
| 5. Top Rail Cladding | 15. Screen Mesh | 25. Operator Jamb |
| 6. Radiused Glazing Bead, W7680 | 16. Hardware Cover, W8459 | 26. Operator Jamb Frame Filler, W7689 |
| 7. Radiused Top Rail | 17. Sill Nailing Fin, V084 | 27. Operator Jamb Side Stop, V1162 |
| 8. Radiused Head Jamb Stop, W8607 | 18. Frame Weather Strip, V506 | 28. Stile Cladding |
| 9. Radiused Head Jamb Filler, W7676 | 19. Connecting Barb, V803 | 29. Stile |
| 10. Insulated Glass | 20. Sill | 30. Hinge |
| | | 31. Glazing Bead, W7680 |

CLAD ROUND TOP – CASEMASTER STATIONARY
Obsolete 07-27-2009

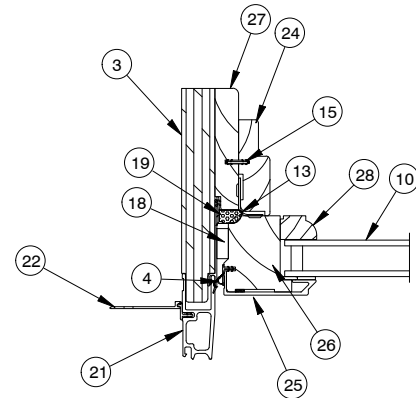


WITH OR WITHOUT SPRING LINE



**EYEBROW
 WITH SPRING LINE**

JAMB DETAIL

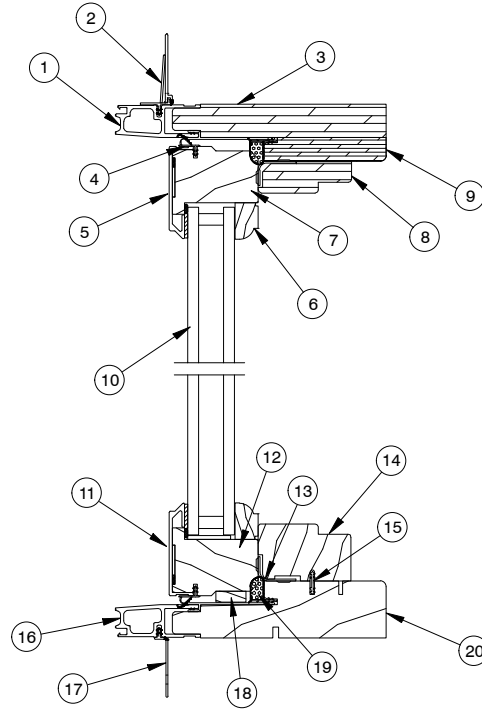


**TRUE HALF CIRCLE
 WITH OR WITHOUT SPRING LINE**

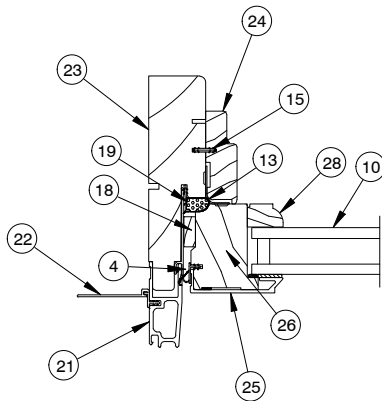
NOTE: Not to scale; specifications subject to change without notice.

- | | | |
|---|--|---|
| 1. Radiused Head Jamb Cladding | 11. Bottom Rail Cladding | 20. Sill |
| 2. Radiused Head Jamb Nailing Fin, V110 | 12. Bottom Rail | 21. Jamb Cladding |
| 3. Radiused Head Jamb/Jamb | 13. Stationary Bracket | 22. Jamb Nailing Fin, V104 |
| 4. Sash Weather Strip, V195 | 14. Sill Cover, see page 36 | 23. Jamb |
| 5. Top Rail Cladding | 15. Connecting Barb, V803 | 24. Jamb Stop, W8462 |
| 6. Radiused Glazing Bead, W7680 | 16. Sill Cladding | 25. Stile Cladding |
| 7. Radiused Top Rail | 17. Sill Nailing Fin, V084 | 26. Stile |
| 8. Radiused Head Jamb Stop, W7085 | 18. Stationary Sash Setting Block, W7681 | 27. Stationary Jamb Frame Filler, W7686 |
| 9. Radiused Head Jamb Filler, W7676 | 19. Frame Weather Strip, V506 | 28. Glazing Bead, W7680 |
| 10. Insulated Glass | | |

CLAD CASEMASTER ROUND TOP – 1" PICTURE
Obsolete 07-27-2009

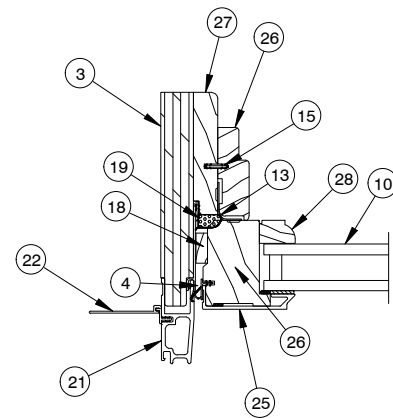


WITH OR WITHOUT SPRING LINE



**EYEBROW
 WITH SPRING LINE**

JAMB DETAIL



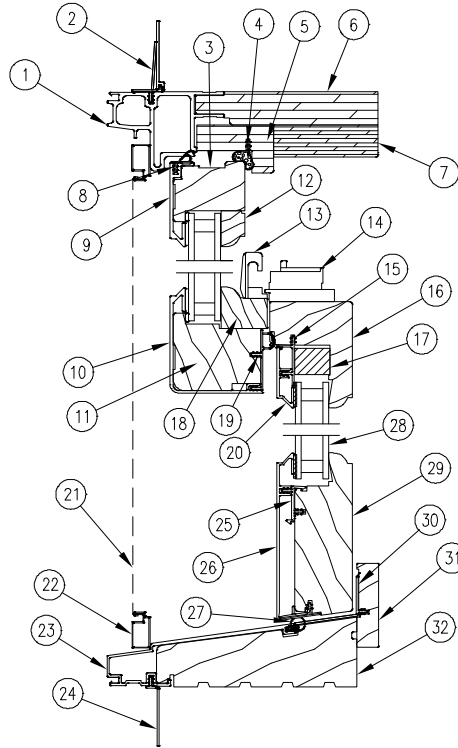
**TRUE HALF CIRCLE
 WITH OR WITHOUT SPRING LINE**

NOTE: Not to scale; specifications subject to change without notice.

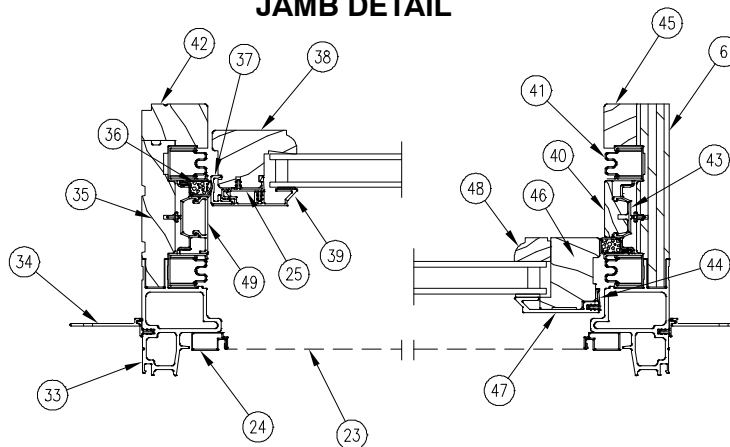
- | | | |
|---|--|---|
| 1. Radiused Head Jamb Cladding | 11. Bottom Rail Cladding | 20. Sill |
| 2. Radiused Head Jamb Nailing Fin, V110 | 12. Bottom Rail | 21. Jamb Cladding |
| 3. Radiused Head Jamb/Jamb | 13. Stationary Bracket | 22. Jamb Nailing Fin, V104 |
| 4. Sash Weather Strip, V195 | 14. Sill Cover, see page 36 | 23. Jamb |
| 5. Top Rail Cladding | 15. Connecting Barb, V803 | 24. Jamb Stop, W8462 |
| 6. Radiused Glazing Bead, W7680 | 16. Sill Cladding | 25. Stile Cladding |
| 7. Radiused Top Rail | 17. Sill Nailing Fin, V084 | 26. Stile |
| 8. Radiused Head Jamb Stop, W7085 | 18. Stationary Sash Setting Block, W7681 | 27. Stationary Jamb Frame Filler, W7686 |
| 9. Radiused Head Jamb Filler, W7676 | 19. Frame Weather Strip, V506 | 28. Glazing Bead, W7680 |
| 10. Insulated Glass | | |

**CLAD ULTIMATE DOUBLE HUNG –
 ROUND TOP**

**HEAD JAMB
 & SILL DETAIL**



JAMB DETAIL

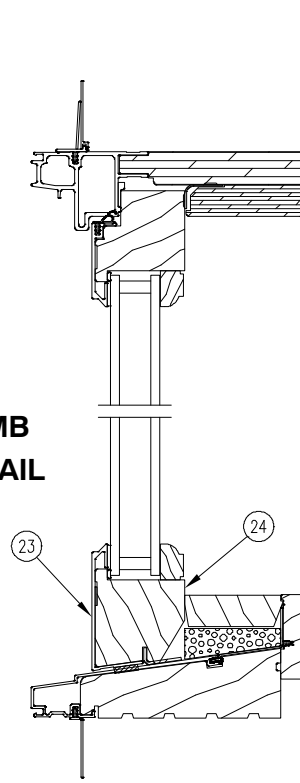


NOTE: Not to scale; specifications subject to change without notice.

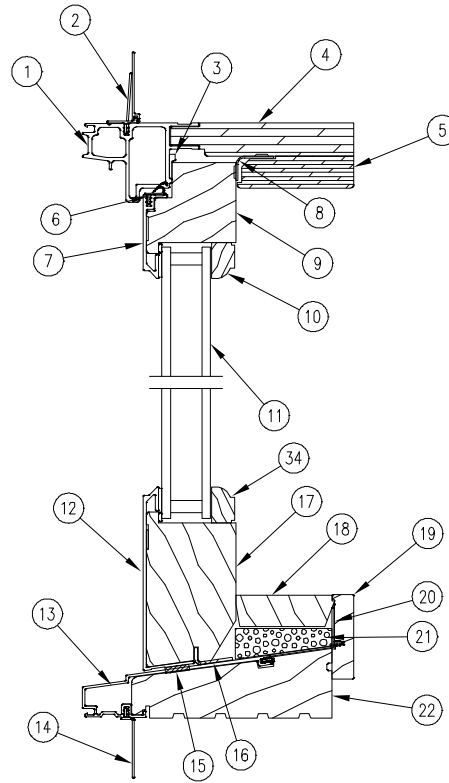
- | | | | |
|---|---|-------------------------------------|---|
| 1. Radiused Head Jamb Cladding | 12. Radiused Glazing Bead, W7680 | 25. Cladding Connector | 38. Bottom Stile |
| 2. Radiused Nailing Fin, V110 | 13. Keeper | 26. Bottom Rail Cladding | 39. Bottom Stile Cladding |
| 3. Radiused Top Rail | 14. Lock | 27. Bottom Rail Weather Strip, V937 | 40. Wood Jamb Liner, W2018 |
| 4. Head Jamb Parting Stop Weather Strip, V025 | 15. Bottom Checkrail Clad Connector | 28. Insulated Glass | 41. Sash Balance Tube |
| 5. Radiused Head Jamb Parting Stop, W2101 | 16. Bottom Check Rail | 29. Bottom Rail | 42. Interior Jamb Liner, W2533 |
| 6. Radiused Head Jamb/Jamb | 17. Bottom Check Rail Subassembly | 30. Sill Cover, V931 | 43. Vinyl Jamb Liner, V100 |
| 7. Radiused Head Jamb Liner/Filler, W2106 | 18. Top Sash Check Rail Glazing Bead, W4003 | 31. Sill Liner | 44. Sash Trim |
| 8. Top Rail Weather Strip, V195 | 19. Top Check Rail Weather Strip, V920 | 32. Sill | 45. Continuous Springline Jamb Liner, W2105 |
| 9. Radiused Top Rail Cladding | 20. Bottom Check Rail Cladding | 33. Jamb Cladding | 46. Top Stile |
| 10. Top Check Rail Cladding | 21. Screen Mesh | 34. Jamb Nailing Fin, V104 | 47. Top Stile Cladding |
| 11. Top Check Rail | 22. Screen Frame | 35. Jamb | 48. Glazing Bead, W7680 |
| | 23. Sill Cladding | 36. Frame Weather Strip, V938 | 49. Clad Jamb Filler, A197 |
| | 24. Sill Nailing Fin, V084 | 37. Contact Strip, V943 | |

CLAD ULTIMATE DOUBLE HUNG PICTURE AND TRANSOM – ROUND TOP

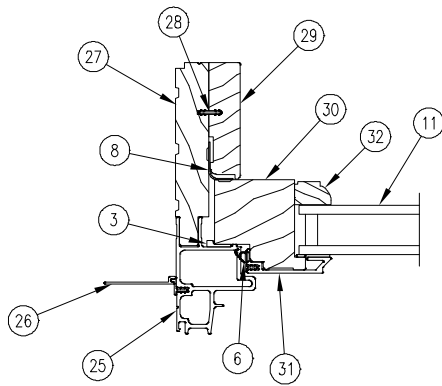
**HEAD JAMB
 & SILL DETAIL**



**Transom
 Head Jamb and Sill Detail**

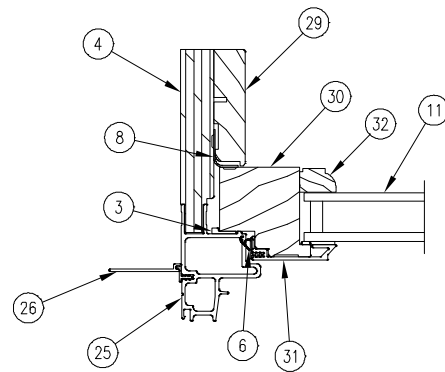


**Picture
 Head Jamb and Sill Detail**



**EYEBROW
 WITH SPRING LINE**

JAMB DETAIL



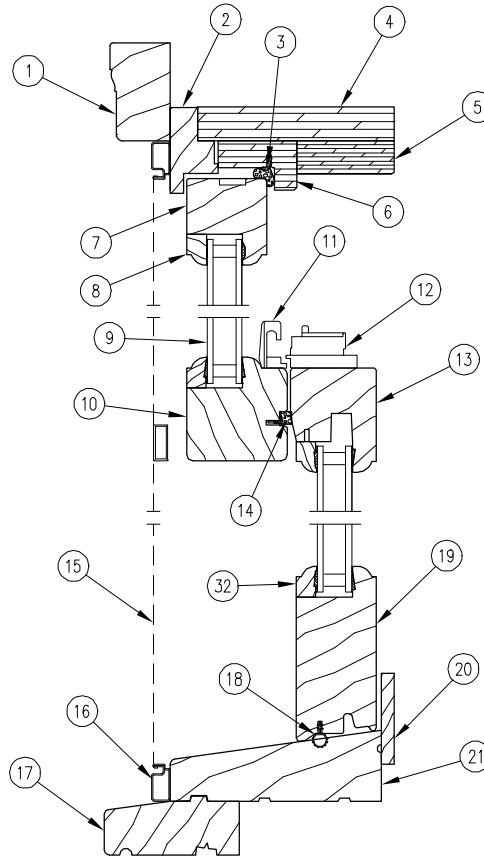
**TRUE HALF CIRCLE
 WITH OR WITHOUT SPRING LINE**

NOTE: Not to scale; specifications subject to change without notice.

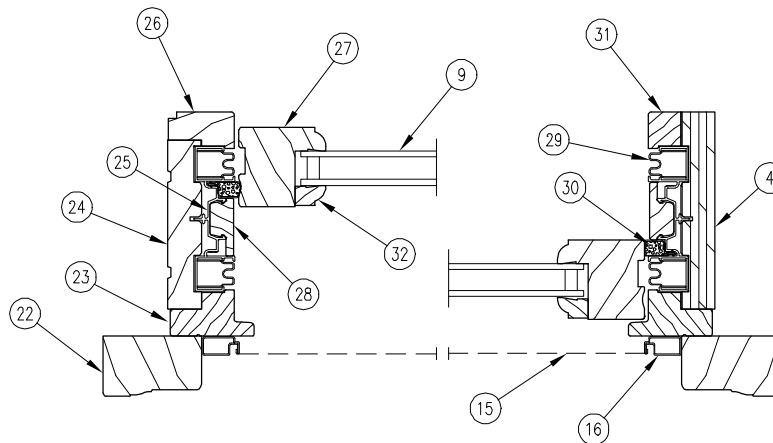
- | | | | |
|---|----------------------------------|----------------------------------|-------------------------|
| 1. Radiused Head Jamb Cladding | 11. Insulated Glass | 21. Foam Sill Filler | 31. Stile Cladding |
| 2. Radiused Nailing Fin, V110 | 12. Picture Bottom Rail Cladding | 22. Sill | 32. Glazing Bead, W7680 |
| 3. Foam Tape | 13. Sill Cladding | 23. Transom Bottom Rail Cladding | |
| 4. Radiused Head Jamb/Jamb | 14. Sill Nailing Fin, V084 | 24. Transom Bottom Rail | |
| 5. Radiused Head Jamb liner/Filler, W213515 | 15. Foam Tape | 25. Jamb Cladding | |
| 6. Top Rail Weather Strip, V195 | 16. Sill Bracket | 26. Jamb Nailing Fin, V104 | |
| 7. Radiused Top Rail Cladding | 17. Picture Bottom Rail | 27. Jamb | |
| 8. Stationary Bracket | 18. Sill Filler, W3119 | 28. Connecting Barb, V803 | |
| 9. Radiused Top Rail | 19. Sill Liner, W2531 | 29. Interior Liner/Filler, W2111 | |
| 10. Radiused Glazing Bead, W7680 | 20. Sill Cover, V931 | 30. Stile | |

WOOD ULTIMATE DOUBLE HUNG – ROUND TOP

**HEAD JAMB
 & SILL DETAIL**



JAMB DETAIL



**EYEBROW
 WITH SPRING LINE**

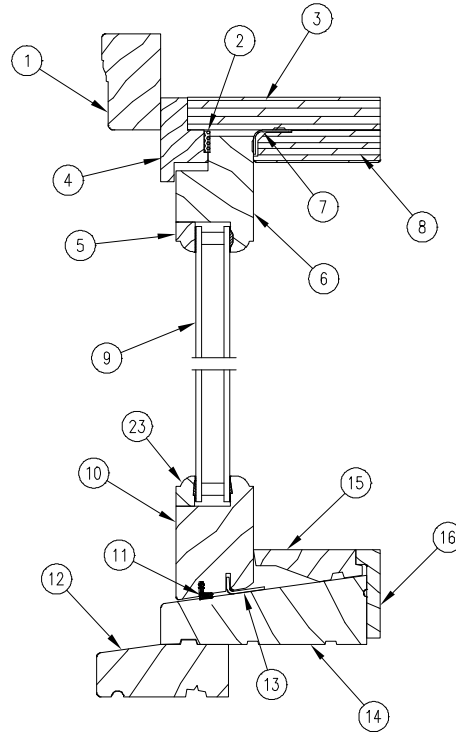
**TRUE HALF CIRCLE
 WITH OR WITHOUT SPRING LINE**

NOTE: Not to scale; specifications subject to change without notice.

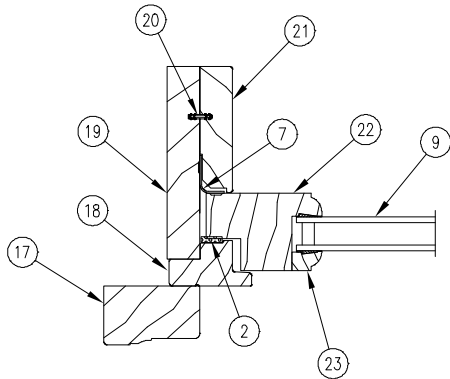
- | | | |
|---|---------------------------------------|---|
| 1. Radiused Head Jamb Brick Mould Casing, W1047 | 12. Lock | 23. Jamb Blind Stop, W2123 |
| 2. Radiused Blind Stop, W2203 | 13. Bottom Checkrail | 24. Jamb |
| 3. Parting Stop Weather Strip, V025 | 14. Top Checkrail Weather Strip, V031 | 25. Vinyl Jamb Carrier, V100 |
| 4. Radiused Head Jamb/Jamb | 15. Screen Mesh | 26. Interior Jamb Liner, W2127 |
| 5. Radiused Head Jamb Liner/Filler, W8006 | 16. Screen Frame | 27. Stile |
| 6. Radiused Head Jamb Parting Stop, W2101 | 17. Subsill, W2134 | 28. Wood Jamb Filler, W2018 |
| 7. Radiused Top Rail | 18. Bottom Rail Weather Strip, V147 | 29. Sash Balance Tube |
| 8. Radiused Glazing Bead, W4009 | 19. Bottom Rail | 30. Frame Weather Strip, V938 |
| 9. Insulated Glass | 20. Sill Liner, W2146 | 31. Continuous Springline Jamb Liner, W2189 |
| 10. Top Checkrail | 21. Sill | 32. Glazing Bead, W4009 |
| 11. Lock | 22. Jamb Brick Mould Casing, W1047 | |

**WOOD ROUND TOP ULTIMATE DOUBLE HUNG 1 5/8" TRANSOM
 WOOD ROUND TOP ULTIMATE DOUBLE HUNG MAGNUM 1 5/8" TRANSOM**

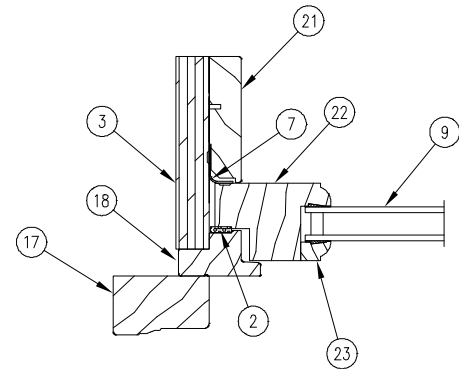
**HEAD JAMB
 & SILL DETAIL**



JAMB DETAIL



**EYEBROW
 WITH NON-CONTINUOUS SPRING LINE**



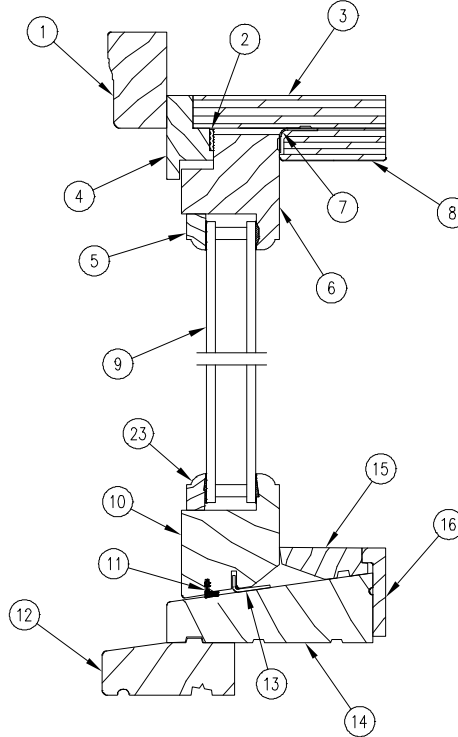
**TRUE HALF CIRCLE
 WITH OR WITHOUT CONTINUOUS SPRING LINE**

NOTE: Not to scale; specifications subject to change without notice.

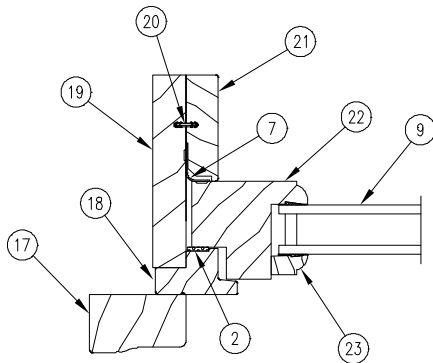
- | | | |
|---|-------------------------------------|---|
| 1. Radiused Head Jamb Brick Mould Casing, W1047 | 11. Bottom Rail Weather Strip, V031 | 21. Stationary Interior Filler/Liner, W2191 |
| 2. Foam Frame Weather Strip | 12. Subsill, W2134 | 22. Stile |
| 3. Radiused Head Jamb/Jamb | 13. Bottom Rail Sash Bracket | 23. Glazing Bead, W4009 |
| 4. Radiused Blind Stop, W2203 | 14. Sill | |
| 5. Radiused Glazing Bead, W4009 | 15. Sill Filler, W9699 | |
| 6. Radiused Top Rail | 16. Sill Liner, W2179 | |
| 7. Stationary Sash Bracket | 17. Jamb Brick Mould Casing, W1047 | |
| 8. Radiused Filler/Liner, W2206 | 18. Jamb Blind Stop, W2123 | |
| 9. Insulated Glass | 19. Jamb | |
| 10. Bottom Rail | 20. Connecting Barb, V803 | |

**WOOD ROUND TOP ULTIMATE DOUBLE HUNG 2" TRANSOM
 WOOD ROUND TOP ULTIMATE DOUBLE HUNG MAGNUM 2" TRANSOM**

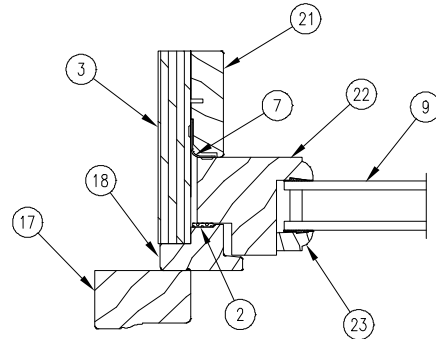
**HEAD JAMB
 & SILL DETAIL**



JAMB DETAIL



**EYEBROW
 WITH NON-CONTINUOUS SPRING LINE**



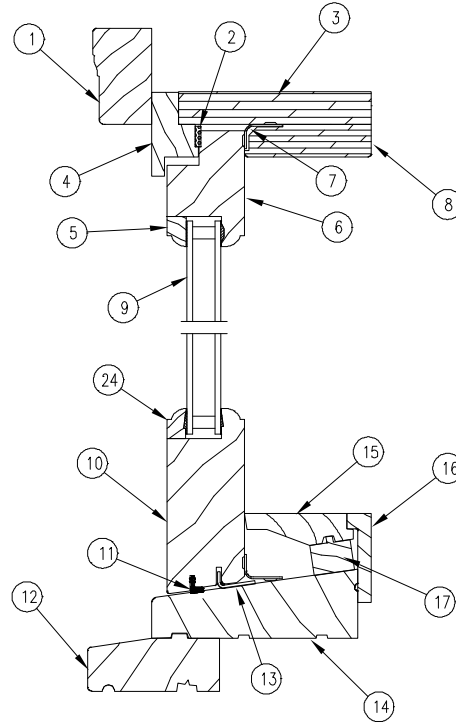
**TRUE HALF CIRCLE
 WITH OR WITHOUT CONTINUOUS SPRING LINE**

NOTE: Not to scale; specifications subject to change without notice.

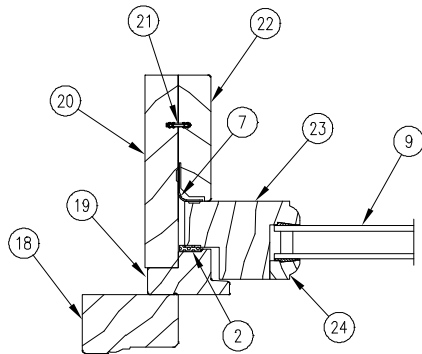
- | | | |
|---|-------------------------------------|---|
| 1. Radiused Head Jamb Brick Mould Casing, W1047 | 11. Bottom Rail Weather Strip, V031 | 21. Stationary Interior Filler/Liner, W2206 |
| 2. Foam Frame Weather Strip | 12. Subsill, W2134 | 22. Stile |
| 3. Radiused Head Jamb/Jamb | 13. Bottom Rail Sash Bracket | 23. Glazing Bead, W4009 |
| 4. Radiused Blind Stop, W2203 | 14. Sill | |
| 5. Radiused Glazing Bead, W4009 | 15. Sill Filler, W9700 | |
| 6. Radiused Top Rail | 16. Sill Liner, W2179 | |
| 7. Stationary Sash Bracket | 17. Jamb Brick Mould Casing, W1047 | |
| 8. Radiused Filler/Liner, W2206 | 18. Jamb Blind Stop, W2203 | |
| 9. Insulated Glass | 19. Jamb | |
| 10. Bottom Rail | 20. Connecting Barb, V803 | |

WOOD ULTIMATE DOUBLE HUNG 1 5/8" PICTURE UNIT ROUND TOP

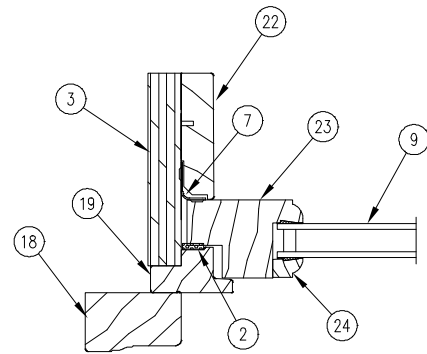
**HEAD JAMB
 & SILL DETAIL**



JAMB DETAIL



**EYEBROW
 WITH SPRING LINE**



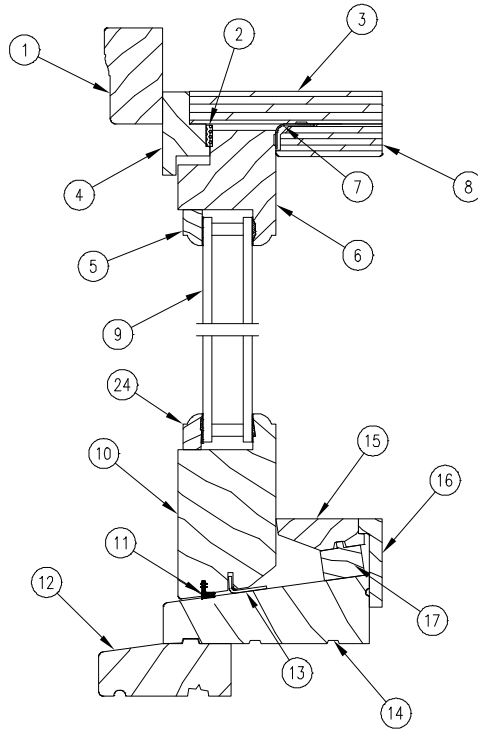
**TRUE HALF CIRCLE
 WITH OR WITHOUT SPRING LINE**

NOTE: Not to scale; specifications subject to change without notice.

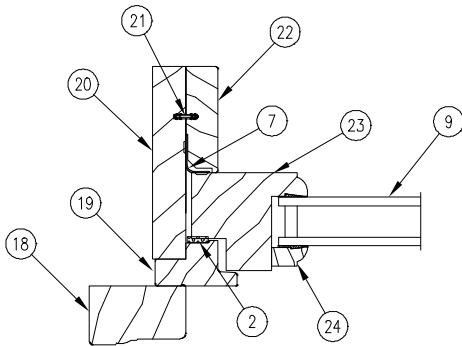
- | | | |
|---|-------------------------------------|---|
| 1. Radiused Head Jamb Brick Mould Casing, W1047 | 11. Bottom Rail Weather Strip, V031 | 21. Connecting Barb, V803 |
| 2. Foam Frame Weather Strip | 12. Subsill, W2134 | 22. Stationary Interior Filler/Liner, W2191 |
| 3. Radiused Head Jamb/Jamb | 13. Bottom Rail Sash Bracket | 23. Stile |
| 4. Radiused Blind Stop, W2203 | 14. Sill | 24. Glazing Bead, W4009 |
| 5. Radiused Glazing Bead, W4009 | 15. Sill Filler, W9699 | |
| 6. Radiused Top Rail | 16. Sill Liner, W2179 | |
| 7. Stationary Sash Bracket | 17. Sill Filler Riser, W9703 | |
| 8. Radiused Filler/Liner, W2206 | 18. Jamb Brick Mould Casing, W1047 | |
| 9. Insulated Glass | 19. Jamb Blind Stop, W2123 | |
| 10. Bottom Rail | 20. Jamb | |

WOOD ULTIMATE DOUBLE HUNG 2" PICTURE UNIT ROUND TOP

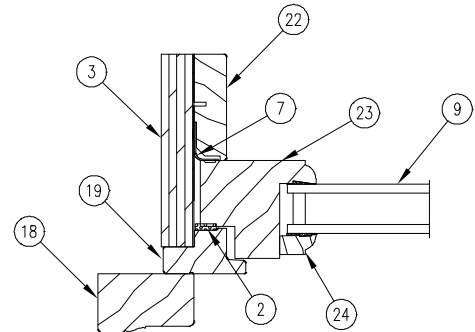
**HEAD JAMB
 & SILL DETAIL**



JAMB DETAIL



**EYEBROW
 WITH SPRING LINE**



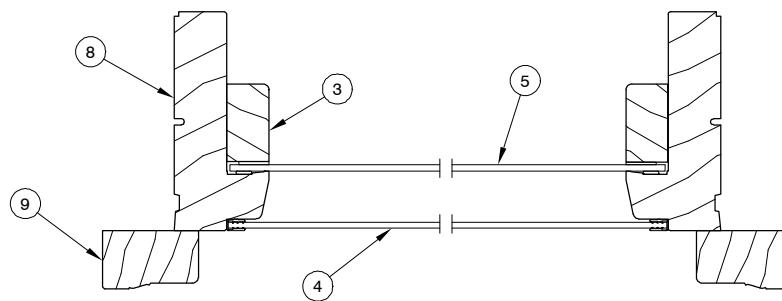
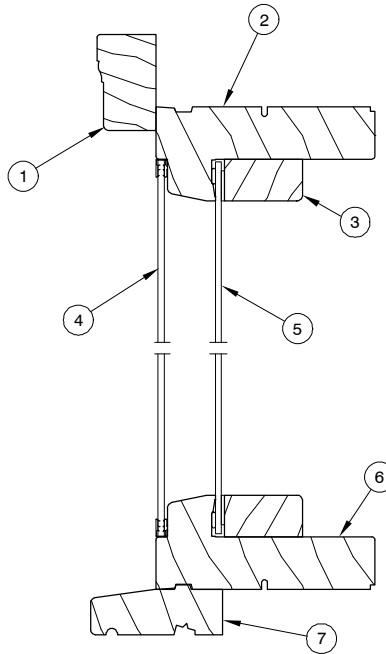
**TRUE HALF CIRCLE
 WITH OR WITHOUT SPRING LINE**

NOTE: Not to scale; specifications subject to change without notice.

- | | | |
|---|-------------------------------------|---|
| 1. Radiused Head Jamb Brick Mould Casing, W1047 | 11. Bottom Rail Weather Strip, V031 | 21. Connecting Barb, V803 |
| 2. Foam Frame Weather Strip | 12. Subsill, W2134 | 22. Stationary Interior Liner/Filler, W2206 |
| 3. Radiused Head Jamb/Jamb | 13. Sash Bracket | 23. Stile |
| 4. Radiused Blind Stop, W2203 | 14. Sill | 24. Glazing Bead, W4005 |
| 5. Radiused Glazing Bead, W8010 | 15. Sill Filler, W9700 | |
| 6. Radiused Top Rail | 16. Sill Liner, W2179 | |
| 7. Stationary Sash Bracket | 17. Sill Filler Riser, W9703 | |
| 8. Radiused Filler/Liner, W2206 | 18. Jamb Brick Mould Casing, W1047 | |
| 9. Insulated Glass | 19. Jamb Blind Stop, W2203 | |
| 10. Bottom Rail | 20. Jamb | |

**DIRECT GLAZE WOOD POLYGON
(SINGLE GLAZE WITH ENERGY PANEL)**

**HEAD JAMB
& SILL DETAIL**



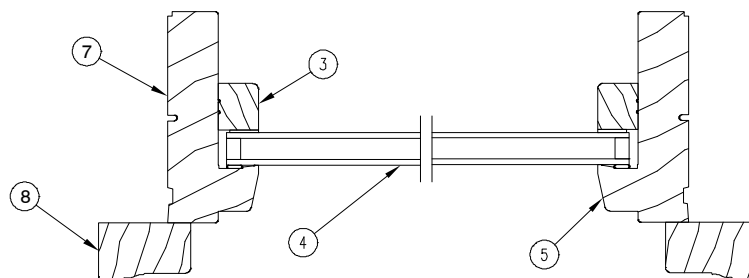
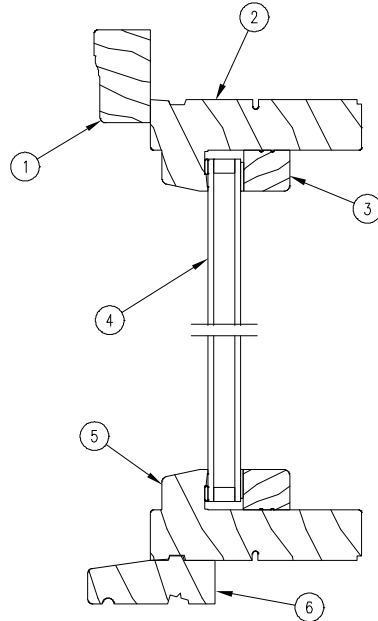
JAMB DETAIL

NOTE: Not to scale; specifications subject to change without notice.

1. Head Jamb Brick Mould Casing (W1047)
2. Head Jamb
3. Glazing Bead (W12092)
4. Energy Panel
5. Single Glaze Glass
6. Sill
7. Subsill (W10333)
8. Jamb
9. Jamb Brick Mould Casing (W1047)

**DIRECT GLAZE WOOD POLYGON
(INSULATING GLASS)**

**HEAD JAMB
& SILL DETAIL**



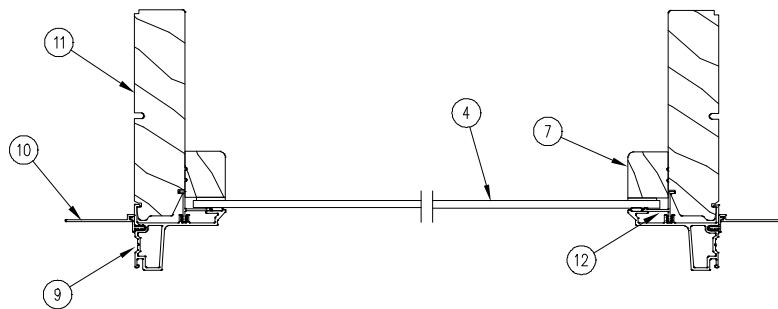
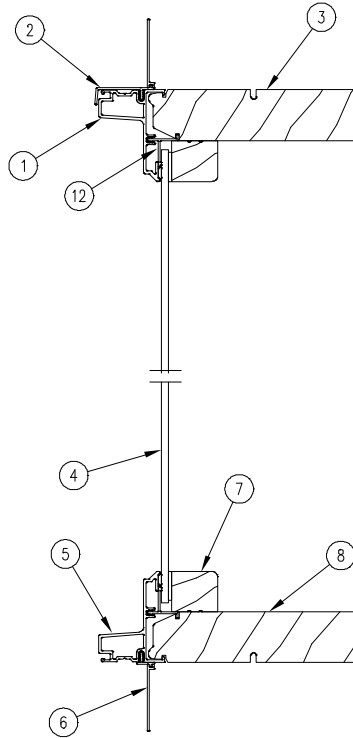
JAMB DETAIL

NOTE: Not to scale; specifications subject to change without notice.

1. Head Jamb Brick Mould Casing (W1047)
2. Head Jamb
3. Glazing Bead (W11751)
4. Insulating Glass
5. Sill
6. Subsill (W10333)
7. Jamb
8. Jamb Brick Mould Casing (W1047)

**DIRECT GLAZE CLAD POLYGON
 (SINGLE GLAZE)**

**HEAD JAMB
 & SILL DETAIL**



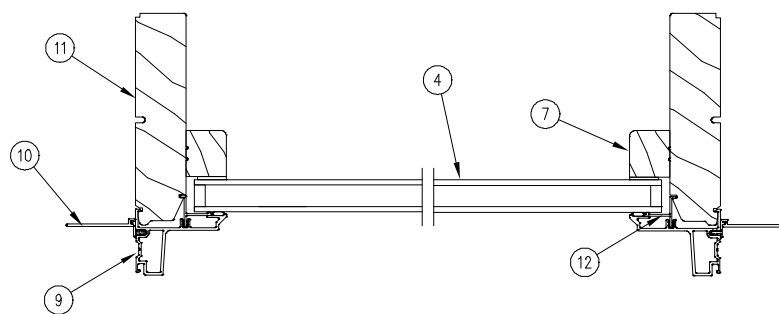
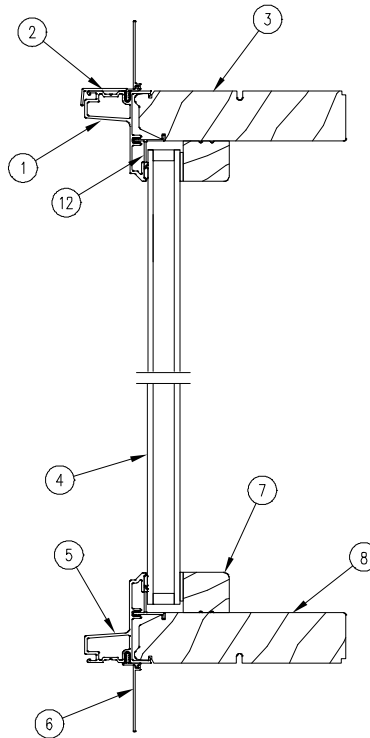
JAMB DETAIL

NOTE: Not to scale; specifications subject to change without notice.

- | | |
|--|-----------------------------|
| 1. Head Jamb Cladding | 7. Glazing Bead (W11751) |
| 2. Head Jamb Nailing Fin/Drip Cap (V119) | 8. Sill |
| 3. Head Jamb | 9. Jamb Cladding |
| 4. Single Glaze Glass | 10. Jamb Nailing Fin (V104) |
| 5. Sill Cladding | 11. Jamb |
| 6. Sill Nailing Fin (V084) | 12. Attachment Barb (V2225) |

**DIRECT GLAZE CLAD POLYGON
(INSULATING GLASS)**

**HEAD JAMB
& SILL DETAIL**



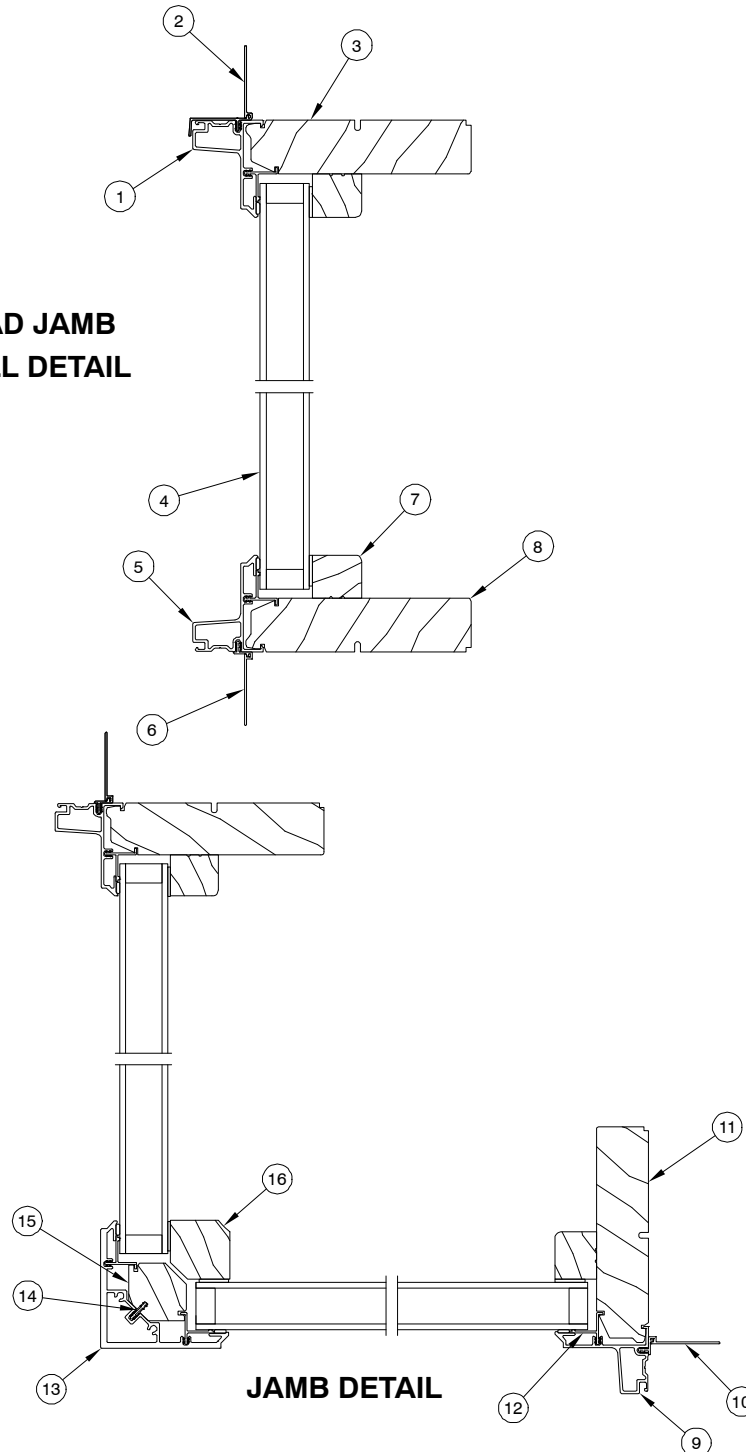
JAMB DETAIL

NOTE: Not to scale; specifications subject to change without notice.

- | | |
|--|-----------------------------|
| 1. Head Jamb Cladding | 7. Glazing Bead (W11751) |
| 2. Head Jamb Nailing Fin/Drip Cap (V119) | 8. Sill |
| 3. Head Jamb | 9. Jamb Cladding |
| 4. Insulating Glass | 10. Jamb Nailing Fin (V104) |
| 5. Sill Cladding | 11. Jamb |
| 6. Sill Nailing Fin (V094) | 12. Attachment Barb (V2225) |

CLAD DIRECT GLAZE CORNER WINDOW

**HEAD JAMB
 & SILL DETAIL**

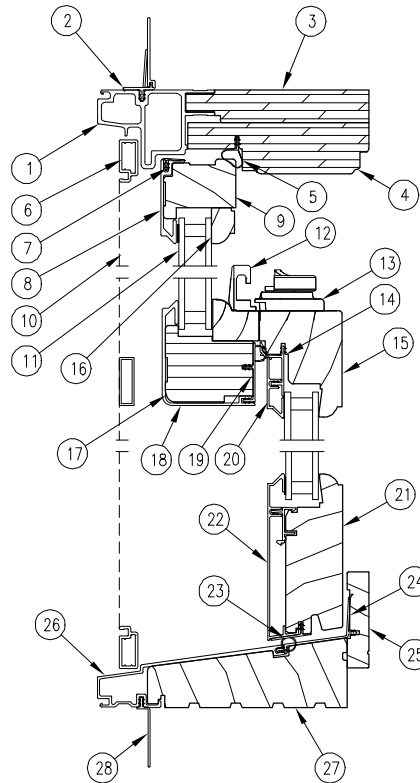


NOTE: Not to scale; specifications subject to change without notice.

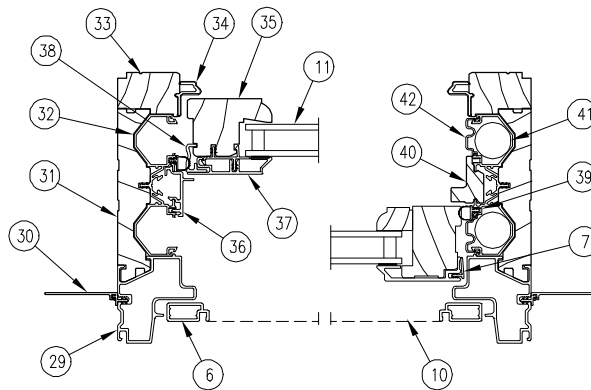
- | | |
|-----------------------------------|--------------------------|
| 1. Head Jamb Cladding | 7. Glazing Bead (W11751) |
| 2. Head Jamb Nailing Fin/Drip Cap | 8. Sill |
| 3. Head Jamb | 9. Jamb Cladding |
| 4. Insulating Glass | 10. Jamb Nailing Fin |
| 5. Sill Cladding | 11. Jamb |
| 6. Sill Nailing Fin | 12. Attachment Barb |
| | 13. Jamb Corner Cladding |
| | 14. Connecting Barb |
| | 15. Corner Post |
| | 16. Corner Glazing Bead |

CLAD ROUND TOP ULTIMATE DOUBLE HUNG MAGNUM

**HEAD JAMB
 & SILL DETAIL**



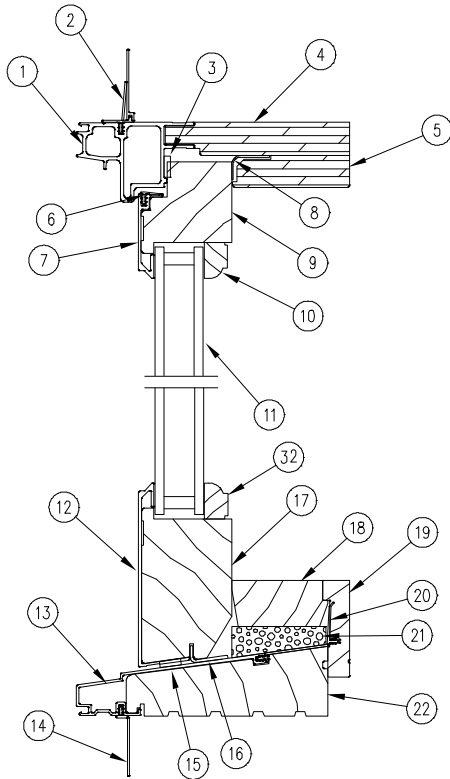
JAMB DETAIL



NOTE: Not to scale; specifications subject to change without notice.

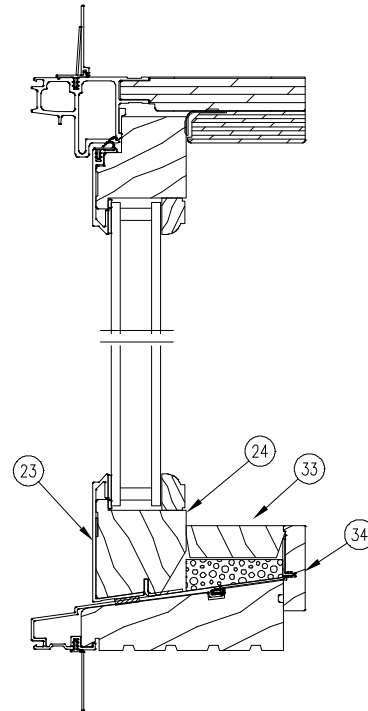
- | | | | |
|-------------------------------------|--|-------------------------------------|--------------------------------------|
| 1. Head Jamb Cladding | 11. Insulated Glass | 21. Bottom Rail | 32. Vinyl Jamb Carrier V1375 |
| 2. Head Jamb Nailing Fin/Drip Cap | 12. Sash Keeper | 22. Bottom Rail Cladding | 33. Interior Jamb Liner, W8877 |
| 3. Head Jamb | 13. Sash Lock | 23. Bottom Rail Weather Strip, V937 | 34. Jamb Liner Stop, A1402 |
| 4. Head Jamb Interior Filler | 14. Btm. Ckrl Cladding Connector, V929 | 24. Sill Cover, V931 | 35. Stile |
| 5. Parting Stop Weather Strip, V025 | 15. Bottom Checkrail | 25. Sill Liner, W8860 | 36. Clad Jamb Filler, A1388 |
| 6. Screen Frame, A133 | 16. Top Rail Glazing Bead | 26. Sill Cladding | 37. Stile Cladding |
| 7. Sash Trim, V004 | 17. Top Checkrail | 27. Sill | 38. Contact Strip, V1500 |
| 8. Top Rail Cladding | 18. Top Checkrail Cladding | 28. Sill Nailing Fin, V084 | 39. Frame Weather Strip, A1419 |
| 9. Top Rail | 19. Top Checkrail Weather Strip, V920 | 29. Jamb Cladding | 40. Interior Wood Jamb Filler, W8878 |
| 10. Screen Mesh | 20. Bottom Checkrail Cladding | 30. Side Jamb Nailing Fin, V104 | 41. Sash Balance Tube |
| | | 31. Side Jamb | 42. Balance Cover, A1387 |

**CLAD ROUND TOP ULTIMATE DOUBLE HUNG MAGNUM
 PICTURE AND TRANSOM**

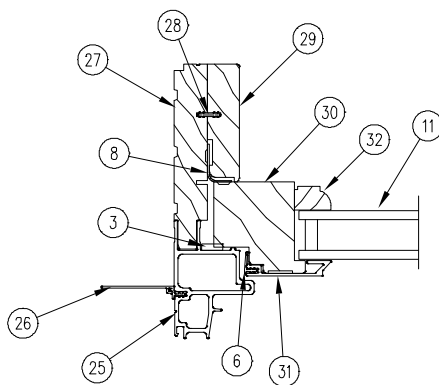


PICTURE

**HEAD JAMB
 & SILL DETAIL**

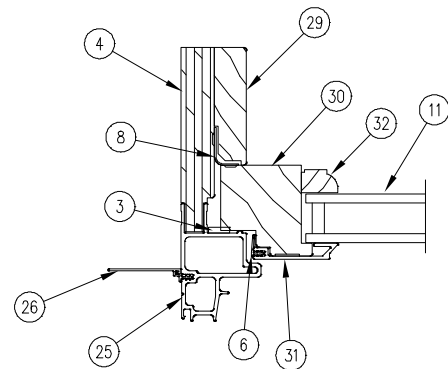


TRANSOM



**EYEBROW
 WITH NON-CONTINUOUS
 SPRING LINE**

JAMB DETAIL



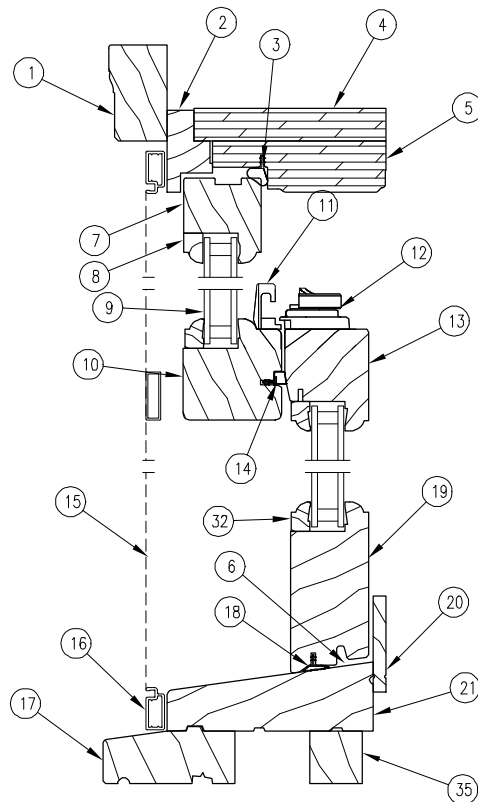
**TRUE HALF CIRCLE
 WITH OR WITHOUT CONTINUOUS
 SPRING LINE**

NOTE: Not to scale; specifications subject to change without notice.

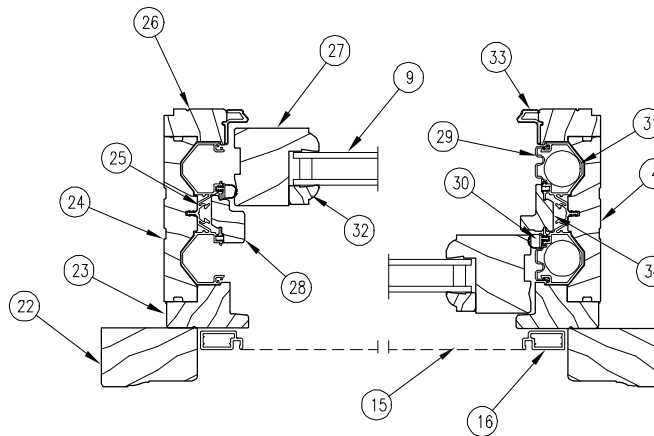
- | | | | |
|------------------------------------|----------------------------------|----------------------------------|-------------------------|
| 1. Radiused Head Jamb Cladding | 11. Insulated Glass | 21. Foam Sill Filler | 31. Stile Cladding |
| 2. Radiused Nailing Fin | 12. Picture Bottom Rail Cladding | 22. Sill | 32. Glazing Bead, W7680 |
| 3. Foam Tape | 13. Sill Cladding | 23. Transom Btm Rail Cladding | 33. Sill Filler, W3119 |
| 4. Radiused Head Jamb/Jamb | 14. Sill Nailing Fin, V084 | 24. Transom Btm Rail | 34. Sill Liner, W2531 |
| 5. Radiused Head Jamb Liner/Filler | 15. Foam Tape | 25. Jamb Cladding | |
| 6. Sash Trim, V004 | 16. Sill Bracket | 26. Jamb Nailing Fin, V104 | |
| 7. Radiused Top Rail Cladding | 17. Picture Bottom Rail | 27. Jamb | |
| 8. Stationary Bracket | 18. Sill Filler, W9643 | 28. Connecting Barb, V803 | |
| 9. Radiused Top Rail | 19. Sill Liner, W8991 | 29. Interior Liner/Filler, W2111 | |
| 10. Radiused Glazing Bead, W7680 | 20. Sill Cover, V931 | 30. Stile | |

WOOD ROUND TOP ULTIMATE DOUBLE HUNG MAGNUM

**HEAD JAMB
 & SILL DETAIL**



JAMB DETAIL

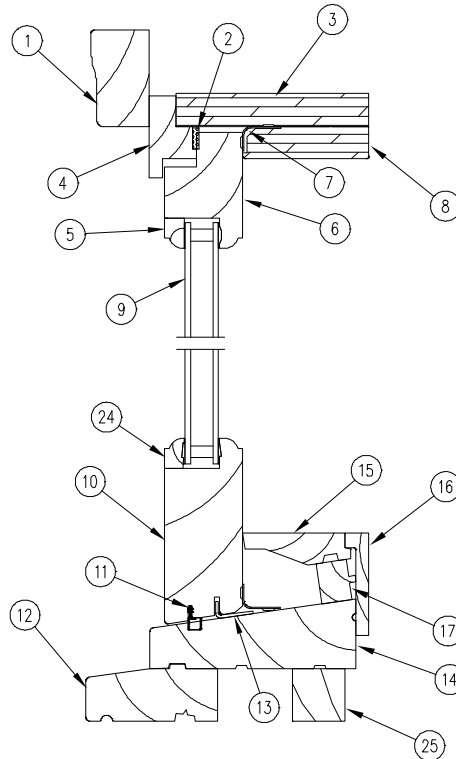


NOTE: Not to scale; specifications subject to change without notice.

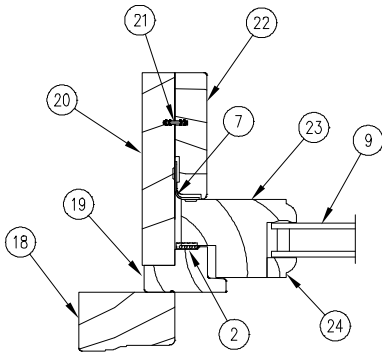
- | | | | |
|--|-----------------------------------|------------------------------------|---|
| 1. Radiused Head Jamb Brick Mould Casing | 11. Keeper | 21. Sill | 30. Frame Weather Strip, V141C |
| 2. Radiused Blind Stop | 12. Lock | 22. Jamb Brick Mould Casing, W1047 | 31. Balance Tube |
| 3. Parting Stop Weather Strip, V025 | 13. Bottom Checkrail | 23. Jamb Blind Stop, W2123 | 32. Glazing Bead, W4009 |
| 4. Radiused Head Jamb/Jamb | 14. Checkrail Weather Strip, V031 | 24. Jamb | 33. Wood Wrap Aluminum Interior Stop, A1402 |
| 5. Radiused Head Jamb Liner/Filler | 15. Screen Mesh | 25. Vinyl Jamb Carrier, V1375 | 34. Interior Jamb Filler, W8878 |
| 6. Sill Bracket | 16. Screen Frame | 26. Interior Jamb Liner, W8880 | 35. Standing Block |
| 7. Radiused Top Rail | 17. Subsill, W2134 | 27. Stile | |
| 8. Radiused Glazing Bead | 18. Sash Weather Strip, V147 | 28. Wood Jamb Filler, W8927 | |
| 9. Insulated Glass | 19. Bottom Rail | 29. Balance Tube Cover | |
| 10. Top Checkrail | 20. Sill Liner, W8914 | | |

**WOOD ROUND TOP ULTIMATE DOUBLE HUNG MAGNUM
 1 5/8" PICTURE UNIT**

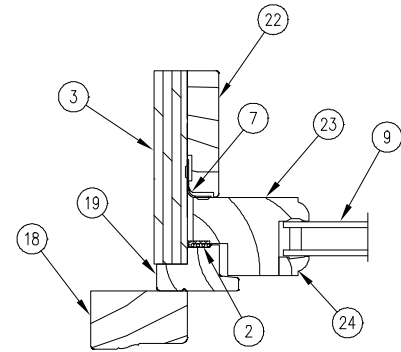
**HEAD JAMB
 & SILL DETAIL**



JAMB DETAIL



**EYEBROW
 WITH NON-CONTINUOUS
 SPRING LINE**



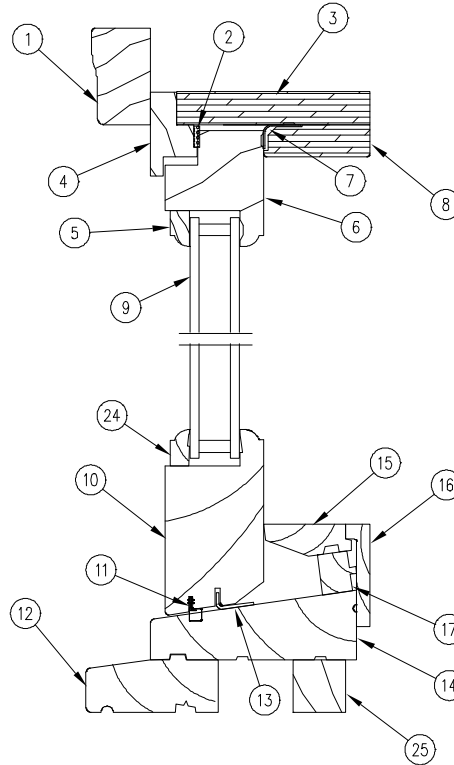
**TRUE HALF CIRCLE
 WITH OR WITHOUT CONTINUOUS
 SPRING LINE**

NOTE: Not to scale; specifications subject to change without notice.

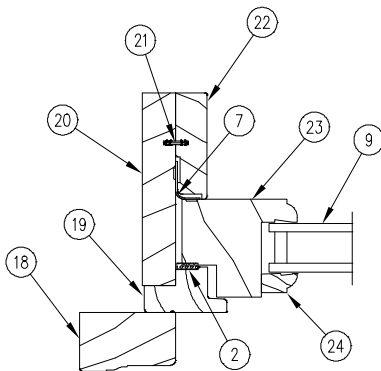
- | | | |
|--|------------------------------------|---|
| 1. Radiused Head Jamb Brick Mould Casing | 11. Rail Weather Strip, V031 | 21. Connection Barb, V803 |
| 2. Foam Frame Weather Strip | 12. Subsill, W2134 | 22. Stationary Interior Filler/Liner, W2191 |
| 3. Radiused Head Jamb/Jamb | 13. Bottom Rail Sash Bracket | 23. Stile |
| 4. Radiused Blind Stop | 14. Sill | 24. Glazing Bead, W4009 |
| 5. Radiused Glazing Bead | 15. Sill Filler, W8027 | 25. Standing Block |
| 6. Radiused Top Rail | 16. Sill Liner, W8992 | |
| 7. Stationary Sash Bracket | 17. Sill Filler Riser, W8026 | |
| 8. Radiused Stationary Filler/Liner | 18. Jamb Brick Mould Casing, W1047 | |
| 9. Insulated Glass | 19. Jamb Blind Stop, W2123 | |
| 10. Bottom Rail | 20. Jamb | |

**WOOD ROUND TOP ULTIMATE DOUBLE HUNG MAGNUM
 2" PICTURE UNIT**

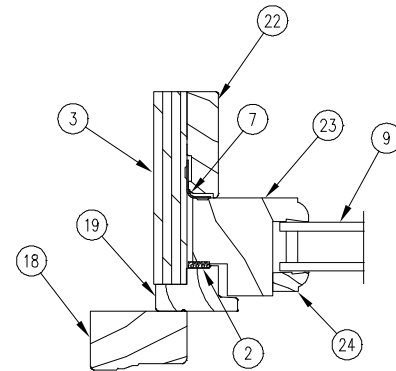
**HEAD JAMB
 & SILL DETAIL**



JAMB DETAIL



**EYEBROW
 WITH NON-CONTINUOUS
 SPRING LINE**



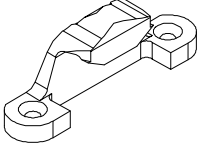
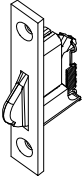
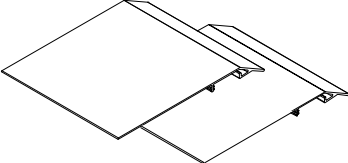
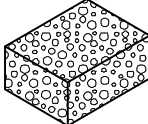
**TRUE HALF CIRCLE
 WITH OR WITHOUT CONTINUOUS
 SPRING LINE**

NOTE: Not to scale; specifications subject to change without notice.

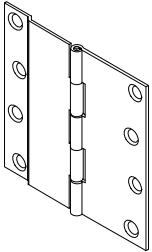
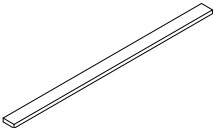
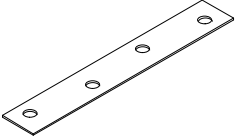
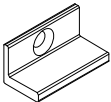
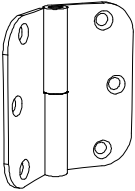

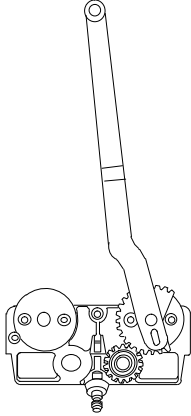
- | | | |
|--|------------------------------------|---|
| 1. Radiused Head Jamb Brick Mould Casing | 11. Rail Weather Strip, V031 | 21. Connection Barb, V803 |
| 2. Foam Frame Weather Strip | 12. Subsill, W2134 | 22. Stationary Interior Filler/Liner, W2191 |
| 3. Radiused Head Jamb/Jamb | 13. Bottom Rail Sash Bracket | 23. Stile |
| 4. Radiused Blind Stop | 14. Sill | 24. Glazing Bead, W4005 |
| 5. Radiused Glazing Bead | 15. Sill Filler, W8027 | 25. Standing Block |
| 6. Radiused Top Rail | 16. Sill Liner, W8992 | |
| 7. Stationary Sash Bracket | 17. Sill Filler Riser, W8026 | |
| 8. Radiused Stationary Filler/Liner | 18. Jamb Brick Mould Casing, W1047 | |
| 9. Insulated Glass | 19. Jamb Blind Stop, W2203 | |
| 10. Bottom Rail | 20. Jamb | |

When ordering replacement Round Top Ultimate Double Hung and Single Hung parts specify:

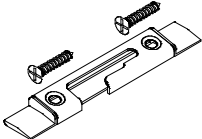
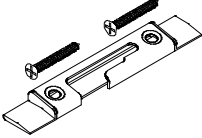
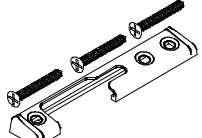
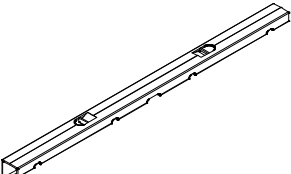




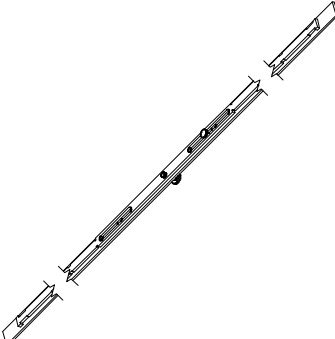
1. Order number;
2. type of unit;
3. part number;
4. description.

ILLUSTRATION NOT TO SCALE	DESCRIPTION	OPER./ COLOR	PART NO.
	<p>Keeper – Round Top <i>Includes:</i> 1 – Keeper 2 – #7x1 1/4” Phillips flathead wood screws NOTE: Longer screw needed for Round Tops</p>	TP BZ WH BS	11869273 11869270 11869271 11869272
	<p>End Plate Assembly <i>Includes:</i> 1 – Tilt latch assembly 2 – #6x5/8” Phillips flathead wood screws 11800519</p>		10500600
	<p>Clad Ultimate Double Hung Round Top Tilt Jig – Top Sash <i>Includes:</i> 2 – Tilt jigs 15350014</p>		11869285
	<p>Stile End Foam Pad – Round Top Picture/Transom</p>	GY	15350004

NOTE: The parts on this page are for the Casemaster Round Top which became obsolete on July 27, 2009.

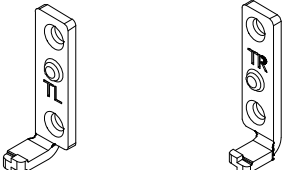
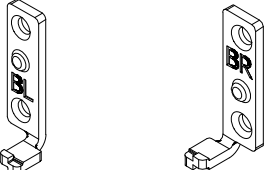
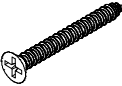
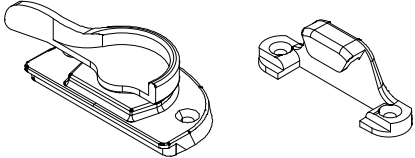
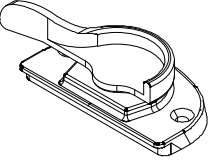
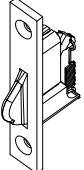
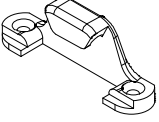
ILLUSTRATION NOT TO SCALE	DESCRIPTION	OPER./ COLOR	PART NO.
	Hinge – Round Top Operator Operating In-Sash Casemaster Round Top.	Brushed Satin	11860275
	Operating Hinge Sash Seal Foam – Round Top Operator	GY	10500042
	Operating Hinge Frame Seal Foam – Round Top Operator	WH	10500043
	Sash Limiter – Round Top Operator Includes: 1 – #8x3/4" Phillips head wood screw		18508598
 <p data-bbox="354 1121 607 1226">NOTE: Handling on butt hinges (only) is viewed from the interior.</p>	Butt Hinge, Stainless Steel NOTE: Used only on Polygon operating units. Includes: 1 – SS hinge 3 – SS #7x7/8" Phillips head wood screws 3 – 8-32x5/8" Phillips head machine screws and T-nuts	SS LH RH	 10929102 10929103
	Foam Pad, Butt Hinge MISC 020 Used with above hinges.		No longer available
	Single Arm Operator Requires removable cover Includes: 1 – Single arm roto-gear 5 – #8x1" Phillips flathead wood screws Single Arm Operator, Coastal Hardware Requires removable cover Includes: 1 – Single arm roto-gear 5 – #8x1" Phillips flathead wood screws NOTE: Single arm operators and butt hinges are used on operating wood Casemasters with radius or polygon shapes.	LH RH SS LH RH	 10814810 10814811 10814806 10814809

NOTE: **Standard** hardware (unless noted) will be supplied with Yellow Zinc Dichromate (YZD) coating until stocks are depleted, E-Gard coated hardware will then be substituted. If E-Gard coated hardware is desired it must be specified. **Components with "YZD" specified as the color are only available with Yellow Zinc Dichromate (YZD) coating.**

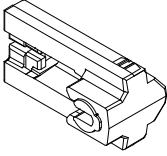
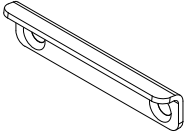
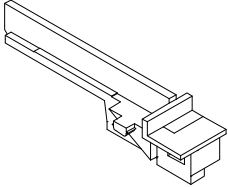
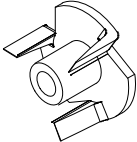
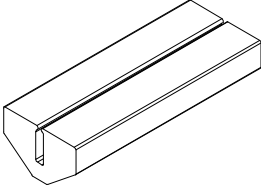

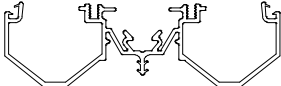
ILLUSTRATION NOT TO SCALE	DESCRIPTION	OPER./ COLOR	PART NO.
	RT FCM Sill Strike <i>Includes:</i> 1 – RT Sequential Strike (10816093) 2 – #10 – 13 x 1" SS screws (11830011)		11851606
	RT FCM Astragal Strike (Upper) Kit <i>Includes:</i> 1 – RT Sequential Strike (10816093) 3 – #8 x 1 1/4" SS screws (11808118)		11851608
	RT FCM Astragal Strike (Bottom) Kit <i>Includes:</i> 1 – RT Standard Strike (10816094) 3 – #8 x 1 1/4" SS screws (11808118)		11851607
	RT CM Sash Limiter 20 Degree IZ3	E-Guard Corr. Resistant	10830707 10830708
	RT FCM Shoot Bolt <i>Includes:</i> 1 – Shoot Bolt 2 – #8 x 2" screws (11800724)		10816096
	RT FCM Sash Lift Roller <i>Includes:</i> 1 – Roller 2 – #7 x 5/8" screws (11800736)		10816027
	RT FCM Sash Lift <i>Includes:</i> 1 – Sash lift		10816089
	RT FCM Bolt Keeper <i>Includes:</i> 1 – Keeper 2 – #7 x 5/8" screws (11800736)		10814600
	Linkage <i>Includes:</i> Linkage #8 x 1 1/4" Phillips flat head screws (11808118) (quantity of screws varies by size of unit)	455–800 mm 801–1000 mm 1000–1460 mm 1461–1920 mm	10816123 10816046 10816122 10816040

When ordering replacement Round Top Ultimate Double Hung Magnum parts specify:

1. Order number;
2. type of unit;
3. part number;
4. description.

ILLUSTRATION NOT TO SCALE	DESCRIPTION	OPER./ COLOR	PART NO.
 <p>Left Hand Right Hand</p>	<p>Top Sash Pivot Pin <i>Note: Handing determined from exterior.</i></p>	<p>RH LH</p>	<p>10500562 10500563</p>
 <p>Left Hand Right Hand</p>	<p>Bottom Sash Pivot Pin <i>Note: Handing determined from exterior.</i></p>	<p>RH LH</p>	<p>10500564 10500565</p>
	<p>#7 x 1 1/4" Phillips Flat Head Self Tapping Screw <i>For Sash Pivot Pins</i></p>		<p>11807113</p>
	<p>Sash Lock and Keeper, Complete <i>Includes:</i> 1 - Sash lock 1 - Keeper 2 - #7 x 7/8" Phillips flat head screws 2 - #7 x 1 1/4" Phillips flat head screws</p>	<p>WH BZ TP</p>	<p>11860985 11860986 11860987</p>
	<p>Sash Lock <i>Includes:</i> 1 - Sash lock 2 - #7 x 7/8" Phillips flat head screws WH-10840019 AB-11800788 BZ-11800779 SC-11800789 TP-11800786 ORBZ-11800794 BS-11800787 SN-11800796</p>	<p>BZ WH TP BS SC AB ORBZ SN</p>	<p>10500802 10500804 10500806 10500808 10500810 10500814 10500816 10500818</p>
	<p>End Plate Assembly Wood and Clad <i>Includes:</i> 1 - Tilt latch assembly 2 - #6x5/8" Phillips flathead wood screws 11800519</p>		<p>10500600</p>
	<p>Lock Keeper Kit <i>Includes:</i> 1 - Keeper (10500676) 2 - #7 x 1 1/4" Phillips flat head screws</p>	<p>WH BZ TP BS AB SC ORBZ SN</p>	<p>11862500 11862501 11862502 11862503 11862504 11862505 11862506 11862507</p>

PARTS

ILLUSTRATION NOT TO SCALE	DESCRIPTION	OPER./ COLOR	PART NO.
	Clutch Assembly		10500568
	Sill Bracket For Operating Units <i>Includes:</i> 1 - Sill bracket 2 - #7 x 3/4" Flat head stainless steel screws	WH BG	11841114 11841113
	Sill Liner End Plug	LH (Black) RH (Natural)	11867836 11867837
	T Nut and Screws (package) <i>Includes:</i> 4 - T-nuts (05080250) 4 - #8 x 1 1/8" machine screws(11800657)		05570911
	Sash Bumper V1391		11860430
	Sill Cover V931 Lineal, 100 1/2" (2553)	BG WH	15350599 15351999
	Vinyl Jamb Liner, V1375 Lineal, 132" (3353)	BG WH	15352669 15352799

When ordering replacement wood parts specify:

1. profile number;
2. call number or rough opening;
3. length;
4. LH or RH operation;
5. type of product;
6. finish.

ILLUSTRATION NOT TO SCALE		DESCRIPTION	WOOD	CLAD
W2066		Jamb Frame Filler – CM Operator	W2066	W7689
W7689				
W2065		Jamb Filler – Stationary	W2065	W7686
W7686				
W7694		Head Jamb Filler, Radius CM Operator / Stationary	W7694	W7676
W7676				
W8607		Sash Stop, Radius – CM Operator	W8607	W8607
W7085		Sash Stop, Radius – CM Stationary	W7085	W7085
W8462		Jamb Stop – CM Stationary	W8462	W8462
W8723		Sill Cover – CM Stationary June 2006 – Present Prior to June 2006	W8723	W8723
W7018			W7018	W8462
W8462				

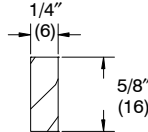
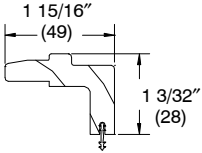
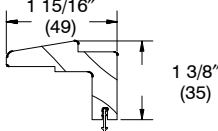
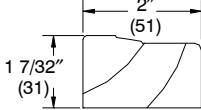
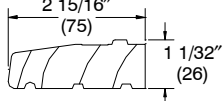
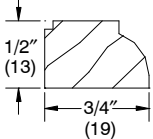
ILLUSTRATION NOT TO SCALE	DESCRIPTION	WOOD	CLAD
W7681 	Sash Setting Block – Stationary	W7681	W7681
W8459 	Hardware Cover – CM/FCM Operator March 2003 – Present 1999–2003	W8459	W8459
W7018 	NOTE: Please add a comment line if ordering W8459 for a pre 1/09/2008 RTFCM.	W7018	W7018
W1047 	Brickmould Casing	W1047	---
W2197 	Subsill – CM	W2197	---
W7680 	Glazing , CCM, 1” Picture	---	W7680

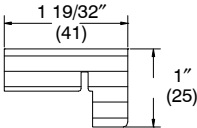
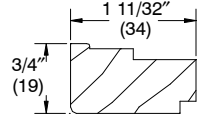
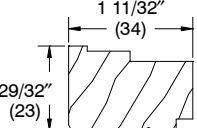
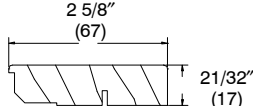
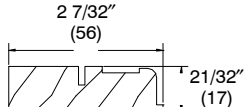
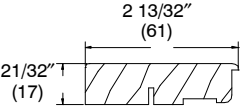
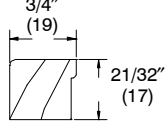
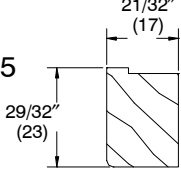
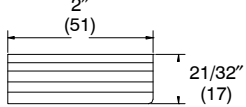
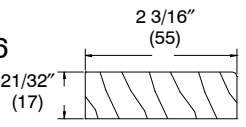
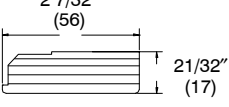
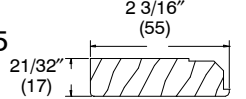
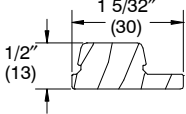
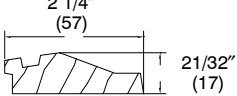
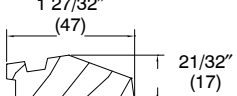
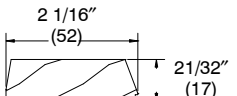
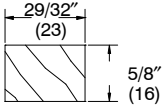
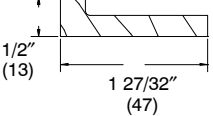
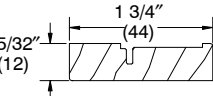
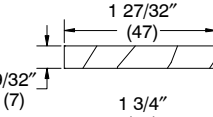
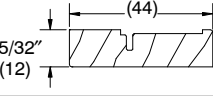
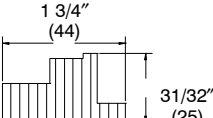

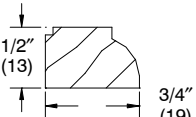
ILLUSTRATION NOT TO SCALE	DESCRIPTION	WOOD	CLAD
W2101 	Head Jamb Parting Stop, Radius – UDH	W2101	W2101
W2127 	Interior Jamb Liner – UDH	W2127	W2533
W2533 			
W2191 	Head Jamb Interior Liner/Interior Liner 1 5/8" WUDH, WUDHP and WUDHT	W2191	---
W8031 	Head Jamb Interior Liner/Interior Liner 2" WUDH, WUDHP and WUDHT	W8031	---
W2111 	Interior Liner – CUDHRT, Poly Pict, Transom	---	W2111
W2189 	Jamb Interior Liner Continuous Spin – UDH	W2189	W2105
W2105 			
W8006 	Head Jamb Filler, Radiused – UDH	W8006	W2106
W2106 			
W2206 	Head Jamb Filler, Radiused – UDHP and UDHT	W2206	W2135
W2135 			

ILLUSTRATION NOT TO SCALE	DESCRIPTION	WOOD	CLAD
	Jamb Filler – UDH	W2018	W2018
	Sill Filler, Stationary – WUDH 1 5/8"	W9699	---
	Sill Filler, Stationary – WUDH 2"	W9700	---
	Sill Interior Sash Stop – UDH	---	W3119
	Sill Filler Riser – UDHP	W8026	---
 	Sill Liner – UDHP and UDHT	W2179	W2531
 	Sill Liner – UDH	W2146	W2531
	Blind Stop, Radiused – UDH	W2203	---
	Subsill – WUDH	W2134	---
	Glazing Bead – UDH, UDHP, UDHT	---	W7680

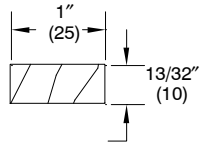
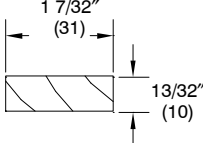
WOOD PARTS

ILLUSTRATION NOT TO SCALE	DESCRIPTION	WOOD	CLAD
	Subsill – Polygon and Round Top	W10333	---
	Exterior Stop	W11989	---
	Glazing Bead, IG – Polygon and Round Top	W11751	W11751
	Glazing Bead, SG – Polygon	W12092	W12092
	Radius Glazing Bead	W11923	W11923
	Sill Nosing – Transom Stand Alone Door Transom Transom Mullered over WUIFD post 2011 Transom Mullered over WUOFD post 2012	W12059	---
	Sill Nosing – Transom Transom Mullered over WUIFD pre-2011 Transom Mullered over WUOFD pre-2012 Transom Mullered over WUSFD Transom Mullered over WSPD Transom Mullered over WCD	W12032	---
	Sill Nosing – Transom Used with total R.O. Continuous Casing Transom Mullered over WUIFD pre-2011 Transom Mullered over WUOFD pre-2012 Transom Mullered over WUSFD Transom Mullered over WSPD Transom Mullered over WCD	W12031	---

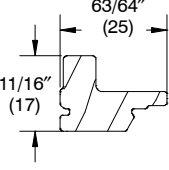
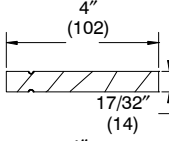
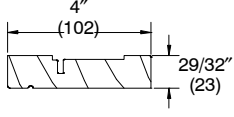
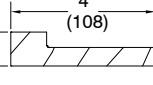
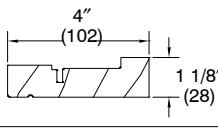
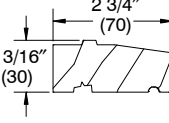
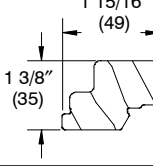
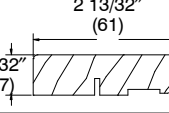
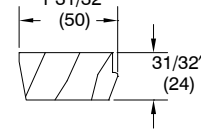
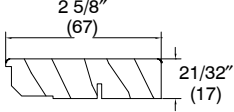
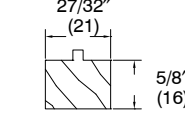
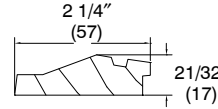
WOOD PARTS

	ILLUSTRATION NOT TO SCALE	DESCRIPTION	WOOD	CLAD
W2197		Subsill – Poly ADL Frame, Pre 6/24/2013 DG Poly, R	W2197	---
W7013		Bullnose Stop WDG ADL (SG, 1”), Pre 6/24/2013 DG Poly, RT	W7013	---
W2230		Bullnose Stop, Radiused WDG ADL (SG, 1”), Pre 6/24/2013 DG RT	W2230	---
W11651		Glazing Bead, CDG June 2012 to June 24, 2013	---	W11651
W4160		Glazing Bead, CDG Used previous to June 2012	---	W4160
W4110		Glazing Bead, WDG 1”, Pre 6/24/2013	W4110	---
W4174		Glazing Bead, WDG SG, Pre 6/24/2013	W4174	---
W4072		Glazing Bead, WDG SG ADL	W4072	---
W4009		Glazing Bead, 1 lite, ADL, SDL, Pre 6/24/2103 DG Poly, RT	W4009	---

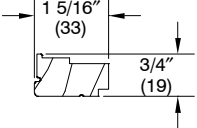
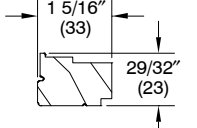
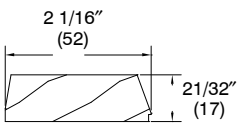
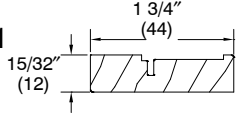
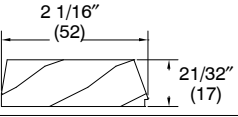
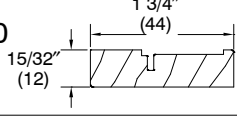
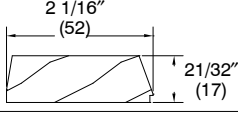
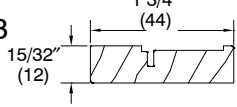
WOOD PARTS

ILLUSTRATION NOT TO SCALE	DESCRIPTION	WOOD	CLAD
<p>W6116</p> 	<p>Filler, WDG SG ADL w/ EP</p>	<p>W6116</p>	<p>---</p>
<p>W6192</p> 	<p>Filler, WDG SG ADL w/o EP</p>	<p>W6192</p>	<p>---</p>

WOOD PARTS



ILLUSTRATION NOT TO SCALE	DESCRIPTION	WOOD	CLAD
<p>W8878</p> 	<p>Interior Jamb Filler</p>	<p>W8878</p>	<p>W8878</p>
<p>W8914</p>  <p>W8860</p> 	<p>Sill Liner</p>	<p>W8914</p>	<p>W8860</p>
<p>W8992</p>  <p>W8991</p> 	<p>Sill Liner - Picture</p>	<p>W8992</p>	<p>W8991</p>
<p>W2134</p> 	<p>Subsill</p>	<p>W2134</p>	<p>---</p>
<p>W8927</p> 	<p>Jamb Filler</p>	<p>W8927</p>	<p>---</p>
<p>W2111</p> 	<p>Interior Liner - Picture and Transom</p>	<p>---</p>	<p>W2111</p>
<p>W9643</p> 	<p>Sill Filler - Picture</p>	<p>---</p>	<p>W9643</p>
<p>W2191</p> 	<p>Stationary Interior Liner 1 5/8" Picture and Transom</p>	<p>W2191</p>	<p>---</p>
<p>W8026</p> 	<p>Sill Filler Riser - Picture and Transom</p>	<p>W8026</p>	<p>---</p>
<p>W8027</p> 	<p>Sill Filler - 1 5/8" Picture and Transom</p>	<p>W8027</p>	<p>---</p>

WOOD PARTS

ILLUSTRATION NOT TO SCALE		DESCRIPTION	WOOD	CLAD
W8880		Interior Jamb Liner	W8880	W8877
W8877				
W3119		Sill Filler, Transom	---	W3119
W2531		Sill Liner, Transom	---	W2531
W8879		Exterior Jamb Filler	W8879	---
W8950		Jamb Blind Stop - Operator	W8950	---
W2123		Jamb Blind Stop - Transom/Picture	W2123	---
W2203		Head Jamb Blind Stop - Radius	W2203	---


When ordering replacement parts specify:

1. quantity;
2. part number;
3. description.

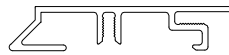
ILLUSTRATION <i>NOT TO SCALE</i>	DESCRIPTION	LENGTH	PART NUMBER
	Foam Interior Glazing Tape June 24, 2013 – Present	L/F	11406211
	Attachment Barb CDGPOLY, CDGPOLY IZ3 V2225 June 24, 2013 – Present	150"	16000799

WOOD ROUND TOP PARTS FOR ULTIMATE DOUBLE HUNG MAGNUM

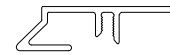
Aluminum Replacement Parts	
Part	Clad (profile #)
Bottom Rail – Picture and Operator	A190
Top Rail, Stile – Picture, Transom, Operator	A193
Check Rail – Operator Bottom	A194
Aluminum Jamb Filler – Operator	A1388
Wood Wrap Aluminum Interior Stop	A1402
Single Hung Jamb Filler	A1413
Balance Cover <i>Specify Top or Bottom and WH or BG</i>	A1387



A190

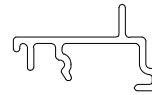


A193

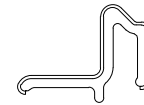


A194

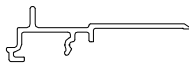
Vinyl Replacement Parts		
Part	Wood	Clad
Connecting Barb – Picture and Transom	V803	V803
Sash Clad Connector		V946
Bottom Sash Check Rail Connector		V929
Contact Strip		V1500



A1388



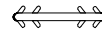
A1402



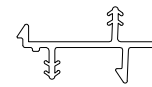
A1413



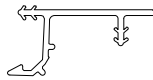
A1387



V803



V946



V929



V1500

TO ORDER REPLACEMENT ROUND TOP OR POLYGON WOOD PARTS

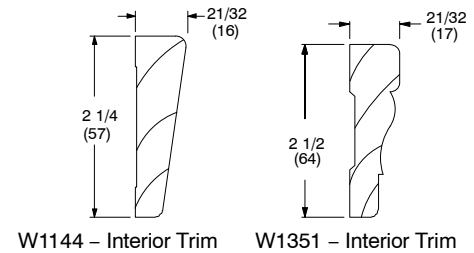
When ordering replacement wood parts specify:

1. profile number;
2. call number or rough opening;
3. length;
4. finish;
5. radius (if applicable);
6. Round Top template (if required).

CURRENT REPLACEMENT ROUND TOP INTERIOR TRIM

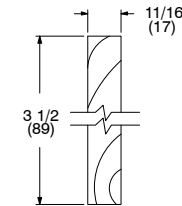
	Clad and Wood
Interior Trim (previously known as MM44)	W1144
Interior Trim (previously known as WM351)	W1351
Interior Trim (previously known as WP366)	W1366
Interior Trim (previously known as WM376)	W1376
Interior Trim (previously known as WM445)	W1445
Interior Trim – 4/4 Flat	W6328
Plinth Block – 3"	
Pine	11850093
White Oak	10499102
Cherry	10499103
Mahogany	10499104
VG Douglas Fir	10499105
Red Oak	11850090
Plinth Block – 4"	
Pine	11850092
White Oak	10499111
Cherry	10499112
Mahogany	10499113
VG Douglas Fir	10499114
Red Oak	11850091

NOTE: Interior trim is also used on Arch Top French Doors.3

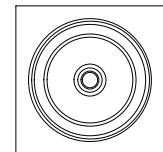


W1144 – Interior Trim

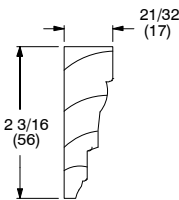
W1351 – Interior Trim



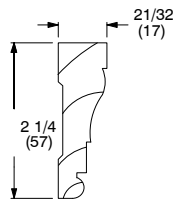
W6328 – Interior Trim 4/4 Flat



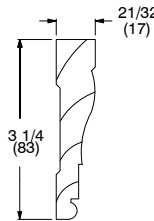
Plinth Block



W1366 – Interior Trim



W1376 – Interior Trim



W1445 – Interior Trim

TO ORDER REPLACEMENT ROUND TOP INTERIOR TRIM

When ordering replacement wood parts specify:

1. profile number;
 - a. pine or oak
 - b. for plinth block – part number only
2. original Marvin order number or call number;
3. rough opening or length;
4. finish;
5. radius only or entire unit;
6. template (if required).

NOTE: Longest length available for pine trim is 168". Longest length available for oak trim is 120". RT51–53, 58–61 or any type of inverted radius will have flat profile only.

ORDERING REPLACEMENT SASH FOR ROUND TOPS AND POLYGONS

When ordering replacement sash specify:

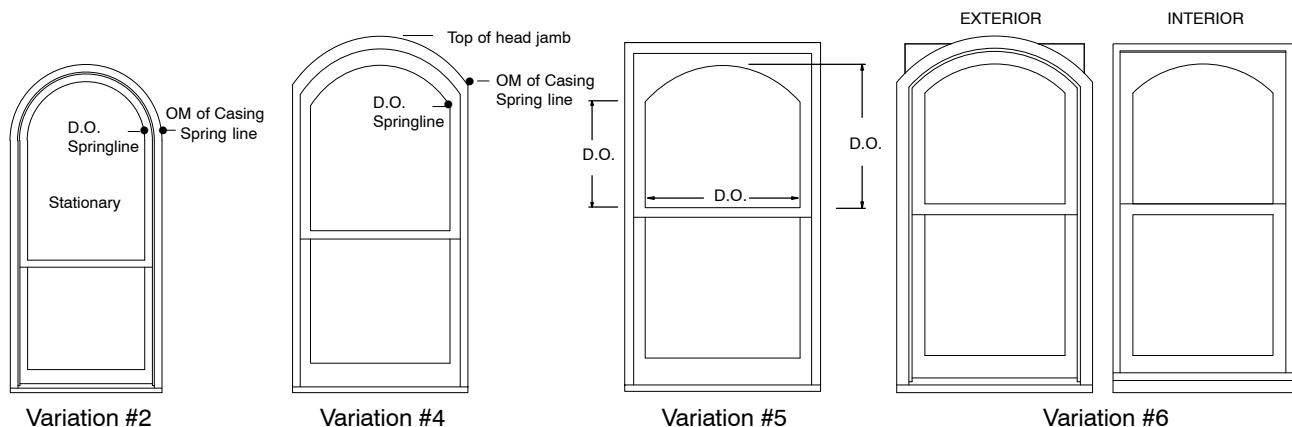
Round Tops

1. product type and sash thickness;
2. size;
 - a. original order number or template
 - b. call number and/or shape book number
 - c. Variation #5 or Variation #6 daylight opening measurements shown below (if applicable)
 - d. daylight opening shape book number (if different from variation)
3. glazing;
4. finish;
5. Interior sticking type.

Polygons

1. product type and sash thickness;
2. size;
 - a. call number and/or Polygon and Round Top Shape book number
 - b. measurements as required in shape book
3. glazing;
4. finish;
5. Interior sticking type.

Round Top Double Hung Variations



Variation #2
 NOTE: Variation #3 features rectangular frame and sash. Refer to Double Hung section, Chapter 5 for more information.



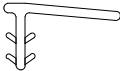

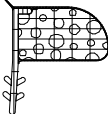


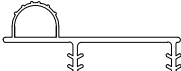
Variation #5
 Measurements shown are required for sash replacement for Variation #5 and Variation #6.

ORDERING REPLACEMENT WEATHER STRIP FOR ROUND TOPS

More information on weather strip can be found in each product chapter (Chapter 2, Casemaster; Chapter 5, Ultimate Double Hung; Chapter 9, Ultimate Double Hung Magnum).

When ordering replacement weather strip specify:

1. quantity;
2. color;
3. part number;
4. description.

ILLUSTRATION <i>NOT TO SCALE</i>	DESCRIPTION	LENGTH	PART NUMBER
	Part Stop Weather Strip CRTUDH, CRTUDHM V025 Color: Beige	Lineal Foot	15350010
	Jamb Carrier Foam Backer Rod – Round Top CRTUDH	Lineal Foot	15350008
	Sash Trim – Round Top CRTUDH, CRTUDHM V004	72" (1828)	15350005
	Top Sash Weather Strip – Round Top CRTCM, WRTCM V195 Color: Beige	150" (3810)	15708399
	Frame Weather Strip CRTCM V506	Lineal Foot BG BK	15910599 15910899
	Frame Weather Strip – Picture/Transom MISC – 03692 Color: Gray	25'	11406223
	Bottom Rail or Frame Weather Strip CRTUDHM V937	100" (2540)	15350799
	Top Check Rail Weather Strip CRTUDHM V920 Color: BG	100" (2540)	15350399

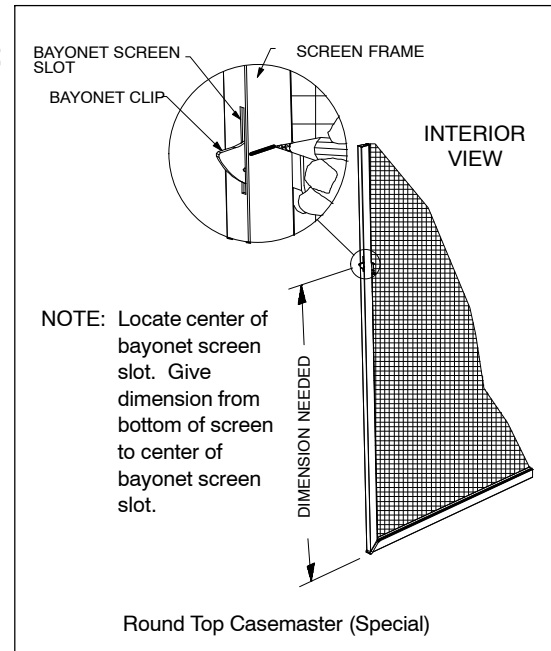
ORDERING REPLACEMENT SCREENS FOR ROUND TOPS

When ordering replacement screen specify:

1. call number and/or original Marvin order number;
 - a. template required*
 - b. Round Top Casemaster (specials)
see illustration
2. color;
3. mesh type (if other than standard).

*All pre-3/31/03 Round Top Casemaster screen orders will need a screen OSM template with butterfly clip locations identified. This will ensure consistent clip locations on all RT screens ordered.

For additional Round Top screen information, refer to Chapter 2 (Casemaster), Chapter 5 (Ultimate Double Hung) or Chapter 9 (Ultimate Double Hung Magnum).



ORDERING REPLACEMENT ENERGY PANELS FOR ROUND TOPS OR POLYGONS

When ordering energy panels specify:

1. product type with call number and/or original Marvin order number;
 - a. Polygons – shape number from Polygon and Round Top shape book and all dimensions
 - b. Round tops – template required
2. color of surround;
3. glass type.

For additional Round Top energy panel information, refer to Chapter 2 (Casemaster), Chapter 5 (Ultimate Double Hung) or Chapter 9 (Ultimate Double Hung Magnum).

ORDERING REPLACEMENT COMBINATIONS AND/OR INSERTS FOR ROUND TOP DOUBLE HUNG

When ordering replacement combinations specify:

1. call number and/or original Marvin order number;
 - a. provide template (required)
2. color of surround;
3. mesh type (if other than standard);
4. glass type;
5. finish.

For additional Round Top Double Hung combination information, refer to Chapter 5 (Ultimate Double Hung), or Chapter 9 (Ultimate Double Hung Magnum).