

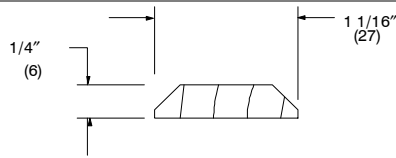
# MISCELLANEOUS MOULDINGS, EXTRUSIONS & ACCESSORIES

## Table of Contents

	<b>PAGE</b>
Interior Wood Parts .....	2
Exterior Wood Parts .....	18
Obsolete Wood Parts .....	22
<b>Accessories</b>	
Installation Accessories .....	25
Screens Accessories .....	36
Aluminum Extrusion Profiles .....	37
End Caps and Lineal Caps .....	55
Energy Panels, Turn Buttons .....	59
Obsolete Installation Accessories .....	60
Obsolete Aluminum Profiles .....	62
StormPlus Replacement Parts .....	See Online StormPlus Section

Reference the Introduction chapter for a list of the standard clad colors and abbreviations



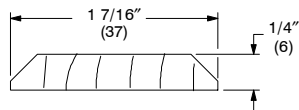


**W1241, Mullion Trim**

Used for CM,UCA,UCART,UAWN, Tilt-turn,  
 Hopper,POLY,RT

Finish	Wood Species						
	Pine PN 46"	Pine PN 84"	Pine PN 120"	Cherry PN 84"	VG Douglas Fir PN 84"	Mahogany PN 84"	White Oak PN 84"
<b>Bare</b>	32249048	32249084	32249099	CH32249084	DF32249084	MA32249084	WK32249084
<b>Clear</b>	CL32249048	CL32249084	CL32249099	CCH32249084	CDF32249084	CMA32249084	CWK32249084
<b>Prime</b>	38612248	38612284	38612299	-	-	-	-
<b>Honey</b>	SB32249048	SB32249084	SB32249099	SBCH32249084	SBDF32249084	SBMA32249084	SWK32249084
<b>Wheat</b>	SA32249048	SA32249084	SA32249099	SACH32249084	SADF32249084	SAMA32249084	SAWK32249084
<b>Cabernet</b>	SE32249048	SE32249084	SE32249099	SECH32249084	SEDF32249084	SEMA32249084	SEWK32249084
<b>Leather</b>	SD32249048	SD32249084	SD32249099	SDCH32249084	SDDF32249084	SDMA32249084	SDWK32249084
<b>Hazelnut</b>	SC32249048	SC32249084	SC32249099	SCCH32249084	SCDF32249084	SCMA32249084	SCWK32249084
<b>Espresso</b>	SF32249048	SF32249084	SF32249099	SFCH32249084	SFDF32249084	SFMA32249084	SFWK32249084

**W1242, Mullion Trim**

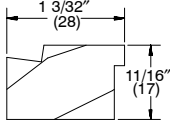
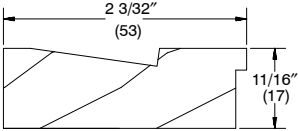
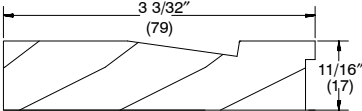
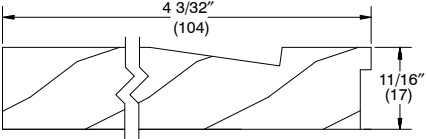
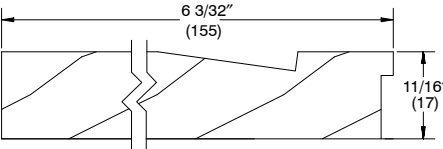


To cover 3/8" MRF

Used for CM,UCA,UCART,UAWN,UDH,  
 WUDHRT,WUDH Poly,UGL (all types),  
 CUSH-NG,CUDHP-NG,CUDHT-NG,  
 CUDHRT-NG,CUSHRT-NG,CUDHRTP-NG,  
 CUDHRTP-NG,FDT,DRTR-DG,OFD  
 & DH Interior

Finish	Wood Species						
	Pine PN 84"	Pine PN 120"	Pine PN 150"	Cherry PN 84"	VG Douglas Fir PN 84"	Mahogany PN 84"	White Oak PN 84"
<b>Bare</b>	32249184	32249199	32249198	CH32249184	DF32249184	MA32249184	WK32249184
<b>Clear</b>	CL32249184	CL32249199	CL32249198	CCH32249184	CDF32249184	CMA32249184	CWK32249184
<b>Prime</b>	38612084	38612099	38612098	-	-	-	-
<b>Honey</b>	SB32249184	SB32249199	SB32249198	SBCH32249184	SBDF32249184	SBMA32249184	SWK32249184
<b>Wheat</b>	SA32249184	SA32249199	SA32249198	SACH32249184	SADF32249184	SAMA32249184	SAWK32249184
<b>Cabernet</b>	SE32249184	SE32249199	SE32249198	SECH32249184	SEDF32249184	SEMA32249184	SEWK32249184
<b>Leather</b>	SD32249184	SD32249199	SD32249198	SDCH32249184	SDDF32249184	SDMA32249184	SDWK32249184
<b>Hazelnut</b>	SC32249184	SC32249199	SC32249198	SCCH32249184	SCDF32249184	SCMA32249184	SCWK32249184
<b>Espresso</b>	SF32249184	SF32249199	SF32249198	SFCH32249184	SFDF32249184	SFMA32249184	SFWK32249184

Parts below are for Ultimate Double Hung–WUDH,WUSH,WUDHP,WUDHT,CUDH,CUSH, CUDHP,CUDHT,Ultimate Double Hung Magnum–WUDHM,WUSHM,CUDHM,CUSHM, Round Top–WRTUDH,CRTUDH,WRTUDHM,CRTUDHM,Polygon– WPOLYUDH, CPOLYUDH,& Ultimate Glider– UGL (all types).

ILLUSTRATION NOT TO SCALE	DESCRIPTION	PROFILE NUMBER
	<b>1" Jamb Extension – W2109</b>	<u>96" (2438)</u> 30808596 Bare 38278596 Primed  <u>120" (3048)</u> 30808598 Bare 38278598 Primed
	<b>2" Jamb Extension – W2059</b>	<u>96" (2438)</u> 30808096 Bare  <u>120" (3048)</u> 30808098 Bare 38272398 Primed  <u>144" (3658)</u> 30802399 Bare
	<b>3" Jamb Extension – W1071</b>	<u>96" (2438)</u> 30802996 Bare  <u>120" (3048)</u> 30802998 Bare 38276798 Primed
	<b>4" Jamb Extension – W1069</b>	<u>96" (2438)</u> 30801896 Bare  <u>120" (3048)</u> 30801898 Bare
	<b>6" Jamb Extension – W1067</b>	<u>96" (2438)</u> 30801996 Bare  <u>120" (3048)</u> 30801998 Bare

Parts below are for Ultimate Casement–CUCA,CUAWN,CUCAP,CUPCA,CUPAWN, CUPCAP,CUCAVP,CUPFCA,CUFCA,WUCA,WUAWN,WUCAP,WUPCA,WUPAWN, WUPCAP,WUPFCA,WUFCA, Ultimate Casement Roundtop–CUCART,WUCART,CURCART, WURCART,CUCAPOLY,Ultimate Casement Polygon–WUCAPOLY,CURCAPOLY,WURCAPOLY, Ultimate Double Hung Next Generation–CUDH–NG,CUSH–NG,CUDHP–NG,CUDHT–NG, & Ultimate Double Hung Roundtop Next Generation–CUDHRT–NG,CUSHRT–NG,CUDHRTP–NG, andCUDHRRT–NG.

ILLUSTRATION NOT TO SCALE	DESCRIPTION	PROFILE NUMBER
	<b>1" Jamb Extension – W10168</b>	<u><b>120" (3048)</b></u> 30394398 Bare 38394398 Primed
	<b>2" Jamb Extension – W10170</b>	<u><b>120" (3048)</b></u> 30398798 Bare 38397798 Primed
	<b>3" Jamb Extension – W10171</b>	<u><b>120" (3048)</b></u> 30398998 Bare 38397998 Primed
	<b>4" Jamb Extension – W10172</b>	<u><b>120" (3048)</b></u> 30399798 Bare 38399798 Primed
	<b>6" Jamb Extension – W9923</b>	<u><b>120" (3048)</b></u> 30399298 Bare

Parts below are for Ultimate Casement–CUCA,CUAWN,CUCAP,CUPCA,CUPAWN,  
 CUPCAP,CUCAVP,CUPFCA,CUFCA,WUCA,WUAWN,WUCAP,WUPCA,WUPAWN,WUPCAP,  
 WUPFCA,WUFCA,Ultimate Casement Roundtop–CUCART,WUCART,CURCART,WURCART,  
 & Ultimate Casement Polygon–CUCAPOLY,WUCAPOLY,CURCAPOLY&WURCAPOLY

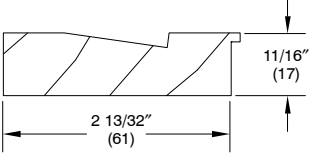
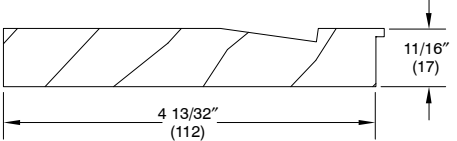
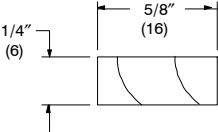
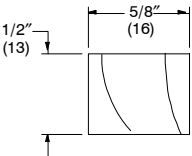
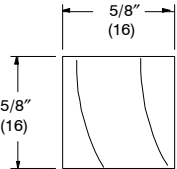
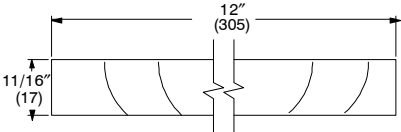
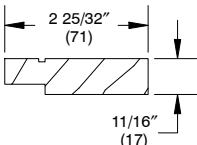
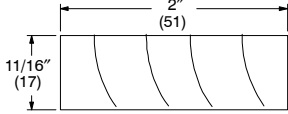
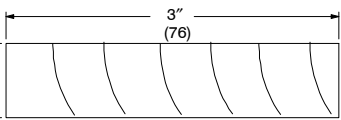
ILLUSTRATION NOT TO SCALE	DESCRIPTION	PROFILE NUMBER
	<p><b>2 13/32" Jamb Extension – W9894</b>                  2 3/16" to 4 9/16" Contemporary &amp; URCA</p>	<p><b>120" (3048)</b>                  30399098 Bare</p>
	<p><b>4 13/32" Jamb Extension – W9921</b>                  2 3/16" to 6 9/16" Contemporary &amp; URCA</p>	<p><b>120" (3048)</b>                  30399498 Bare</p>

ILLUSTRATION NOT TO SCALE	DESCRIPTION	PROFILE NUMBER
	<p><b>Jamb Extension—From 4 9/16" to 4 13/16" W6010</b></p> <p>Ultimate Double Hung/WUDH, WUSH, WUDHP, WUDHT, CUDH, CUSH, CUDHP, CUDHT                      Ultimate Double Hung Magnum/WUDHM, WUSHM, CUDHM, CUSHM                      Round Top/WRTUDH, CRTUDH, WRTUDHM, CRTUDHM                      Polygon/WPOLYUDH, CPOLYUDH                      Ultimate Glider/All Unit Types</p>	<p><b>96" (2438)</b>                      30808196 Bare                      38278196 Primed</p> <p><b>120" (3048)</b>                      30808198 Bare                      38278198 Primed</p>
	<p><b>Jamb Extension— From 4 9/16" to 5 1/16" W6011</b></p> <p>Ultimate Double Hung/WUDH, WUSH, WUDHP, WUDHT, CUDH, CUSH, CUDHP, CUDHT                      Ultimate Double Hung Magnum/WUDHM, WUSHM, CUDHM, CUSHM                      Round Top/WRTUDH, CRTUDH, WRTUDHM, CRTUDHM                      Polygon/WPOLYUDH, CPOLYUDH                      Ultimate Glider/All Unit Types</p>	<p><b>96" (2438)</b>                      30808296 Bare                      38278296 Primed</p> <p><b>120" (3048)</b>                      30808298 Bare                      38278298 Primed</p>
	<p><b>Jamb Extension – From 4 9/16" to 5 3/16" W6012</b></p> <p>Ultimate Double Hung/WUDH, WUSH, WUDHP, WUDHT, CUDH, CUSH, CUDHP, CUDHT                      Ultimate Double Hung Magnum/WUDHM, WUSHM, CUDHM, CUSHM                      Round Top/WRTUDH, CRTUDH, WRTUDHM, CRTUDHM                      Polygon/WPOLYUDH, CPOLYUDH                      Ultimate Glider/All Unit Types</p>	<p><b>96" (2438)</b>                      30808396 Bare                      38278396 Primed</p> <p><b>120" (3048)</b>                      30808398 Bare                      38278398 Primed</p>
	<p><b>12" Jamb Extension – W6380</b></p> <p>All Window Products</p>	<p><b>72" (1829)</b>                      37017720 Bare</p> <p><b>96" (2438)</b>                      37017965 Bare</p>
	<p><b>Interior Jamb Extension – 6 9/16" – W8647</b></p> <p>Magnum Tilt Turn/CMTT, CMICA, CMHOP, WMTT, WMICA, WMHOP</p>	<p><b>73" (1854)</b>                      32833272 Bare</p> <p><b>144" (3658)</b>                      32833299 Bare</p>

Parts below are for Ultimate Inswing French Door–CUIFD,WUIFD,CUIFT,WUIFT,Ultimate  
 Outswing French Door–CUOFD,WUOFD,CUOFT,WUOFT, Sliding French Door– CSFD,WSFD,  
 Sliding Patio Door–CSPD,WSPD,Door Transom Direct Glaze–CDTDG,WDTDG, Commercial  
 Door–CCD,WCD,CCDIST,WCDIST,2 1/4 Commercial Door–CMCD,WMCD,2 1/4 Inswing French  
 Door–CMIFD,WMIFD,2 1/4 Outswing French Door–CMOFD,WMOFD, 2 1/4 Inswing Arch Top French  
 Door–CMIAF,WMIAFD,CMOAF, 2 1/4 Outswing Arch Top French Door–WMOAFD,Door Arch Transom  
 Direct Glaze–WDRA–DG & CDRATR–DG,Inswing French Door–CIFD,WIFD,Outswing French Door  
 –COFD,WOFD,French Door Transom–CFDT,WFDT.

ILLUSTRATION NOT TO SCALE	DESCRIPTION	PROFILE NUMBER
	<p><b>Jamb Extension– 2" – W6279 Door Products</b>                      NOTE: Not available in OMS. Shipping restricted to                      "Our Trucks" due to length of part.</p>	<p><b>204" (5182)</b>                      78082799 Bare</p>
	<p><b>Jamb Extension– 3" – W6378 Door Products</b>                      NOTE: Shipping restricted to "Our Trucks"                      due to length of part.</p>	<p><b>204" (5182)</b>                      78083799 Bare</p>



Finish	Wood Species			Wood Species		
	Pine PN 96 1/8"	Pine PN 120"	Pine PN 144"	Pine PN 96 1/8"	Pine PN 120"	Pine PN 144"
<b>Bare</b>	37015800	37010990	37015998	37016800	37011990	37016998
<b>White</b>	38615681	38610991	38600143	38016810	38011991	38016999
<b>Designer Black</b>	38615681DBK	38610991DBK	38600143DBK	38016810DBK	38011991DBK	38602143DBK
<b>Clear</b>	CL37015800	CL37010990	CL37015998	CL37016800	CL37011990	CL37016998
<b>Prime</b>	38615800	38610990	38600144	38016800	38011990	38600144
<b>Honey</b>	SB37015800	SB37010990	SB37015998	SB37016800	SB37011990	SB37016998
<b>Wheat</b>	SA37015800	SA37010990	SA37015998	SA37016800	SA37011990	SA37016998
<b>Cabernet</b>	SE37015800	SE37010990	SE37015998	SE37016800	SE37011990	SE37016998
<b>Leather</b>	SD37015800	SD37010990	SD37015998	SD37016800	SD37011990	SD37016998
<b>Hazelnut</b>	SC37015800	SC37010990	SC37015998	SC37016800	SC37011990	SC37016998
<b>Espresso</b>	SF37015800	SF37010990	SF37015998	SF37016800	SF37011990	SF37016998

Finish	Wood Species Part Numbers			
	White Oak PN 144"	Cherry PN 144"	Mahogany PN 144"	VG Douglas Fir PN 144"
<b>Bare</b>	WK37015998	CH37015998	MA37015998	DF37015998
<b>Clear</b>	CWK37015998	CCH37015998	CMA37015998	CDF37015998
<b>Honey</b>	SBWK37015998	SBCH37015998	SBMA37015998	SBDF37015998
<b>Wheat</b>	SAWK37015998	SACH37015998	SAMA37015998	SADF37015998
<b>Cabernet</b>	SEWK37015998	SECH37015998	SEMA37015998	SEDF37015998
<b>Leather</b>	SDWK37015998	SDCH37015998	SDMA37015998	SDDF37015998
<b>Hazelnut</b>	SCWK37015998	SCCH37015998	SCMA37015998	SCDF37015998
<b>Espresso</b>	SFWK37015998	SFCH37015998	SFMA37015998	SFDF37015998

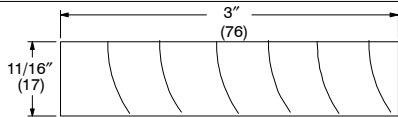
Finish	Wood Species Part Numbers			
	White Oak PN 144"	Cherry PN 144"	Mahogany PN 144"	VG Douglas Fir PN 144"
<b>Bare</b>	WK37016998	CH37016998	MA37016998	DF37016998
<b>Clear</b>	CWK37016998	CCH37016998	CMA37016998	CDF37016998
<b>Honey</b>	SBWK37016998	SBCH37016998	SBMA37016998	SBDF37016998
<b>Wheat</b>	SAWK37016998	SACH37016998	SAMA37016998	SADF37016998
<b>Cabernet</b>	SEWK37016998	SECH37016998	SEMA37016998	SEDF37016998
<b>Leather</b>	SDWK37016998	SDCH37016998	SDMA37016998	SDDF37016998
<b>Hazelnut</b>	SCWK37016998	SCCH37016998	SCMA37016998	SCDF37016998
<b>Espresso</b>	SFWK37016998	SFCH37016998	SFMA37016998	SFDF37016998

		<b>W6329                  4" Jamb                  Extension</b>	
Finish	Wood Species		
	Pine PN 96 1/8"	Pine PN 120"	Pine PN 144"
Bare	37020096	37020199	37020099
White	38020097	38020198	38020098
Designer Black	38020097DBK	38020198DBK	38020098DBK
Clear	CL37020096	CL37020199	CL37020099
Prime	38020096	38020199	38020099
Honey	SB37020096	SB37020199	SB37020099
Wheat	SA37020096	SA37020199	SA37020099
Cabernet	SE37020096	SE37020199	SE37020099
Leather	SD37020096	SD37020199	SD37020099
Hazelnut	SC37020096	SC37020199	SC37020099
Espresso	SF37020096	SF37020199	SF37020099

		<b>W6329                  4" Jamb                  Extension</b>		
Finish	Wood Species Part Numbers			
	White Oak PN 120"	Cherry PN 120"	Mahogany PN 120"	VG Douglas Fir PN 120"
Bare	WK37020199	CH37020199	MA37020199	DF37020199
Clear	CWK37020199	CCH37020199	CMA37020199	CDF37020199
Honey	SBWK37020199	SBCH37020199	SBMA37020199	SBDF37020199
Wheat	SAWK37020199	SACH37020199	SAMA37020199	SADF37020199
Cabernet	SEWK37020199	SECH37020199	SEMA37020199	SEDF37020199
Leather	SDWK37020199	SDCH37020199	SDMA37020199	SDDF37020199
Hazelnut	SCWK37020199	SCCH37020199	SCMA37020199	SCDF37020199
Espresso	SFWK37020199	SFCH37020199	SFMA37020199	SFDF37020199

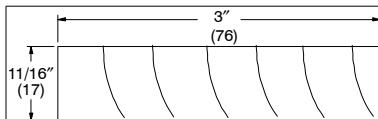
Finish	Wood Species Part Numbers					
	Pine PN 96"	Pine PN 120"	Cherry PN 96"	Cherry PN120"	VG Douglas Fir PN 96"	VG Douglas Fir PN 120"
<b>Bare</b>	31774296	31774220	CH31774296	CH31774220	DF31774296	DF31774220
<b>White</b>	38174295	38174221	-	-	-	-
<b>Designer Black</b>	38174295DBK	38174221DBK	-	-	-	-
<b>Clear</b>	CL31774296	CL31774220	CCH31774296	CCH31774220	CDF31774296	CDF31774220
<b>Prime</b>	38174296	38174220	-	-	-	-
<b>Honey</b>	SB31774296	SB31774220	SBCH31774296	SBCH31774220	SBDF31774296	SBDF31774220
<b>Wheat</b>	SA31774296	SA31774220	SACH31774296	SACH31774220	SADF31774296	SADF31774220
<b>Cabernet</b>	SE31774296	SE31774220	SECH31774296	SECH31774220	SEDF31774296	SEDF31774220
<b>Leather</b>	SD31774296	SD31774220	SDCH31774296	SDCH31774220	SDDF31774296	SDDF31774220
<b>Hazelnut</b>	SC31774296	SC31774220	SCCH31774296	SCCH31774220	SCDF31774296	SCDF31774220
<b>Espresso</b>	SF31774296	SF31774220	SFCH31774296	SFCH31774220	SFDF31774296	SFDF31774220

Finish	Wood Species Part Numbers			
	Mahogany PN 96"	Mahogany PN 120"	White Oak PN 96"	White Oak PN 120"
<b>Bare</b>	MA31774296	MA31774220	WK31774296	WK31774220
<b>White</b>	-	-	-	-
<b>Designer Black</b>	-	-	-	-
<b>Clear</b>	CMA31774296	CMA31774220	CWK31774296	CWK31774220
<b>Prime</b>	-	-	-	-
<b>Honey</b>	SBMA31774296	SBMA31774220	SBWK31774296	SBWK31774220
<b>Wheat</b>	SAMA31774296	SAMA31774220	SAWK31774296	SAWK31774220
<b>Cabernet</b>	SEMA31774296	SEMA31774220	SEWK31774296	SEWK31774220
<b>Leather</b>	SDMA31774296	SDMA31774220	SDWK31774296	SDWK31774220
<b>Hazelnut</b>	SCMA31774296	SCMA31774220	SCWK31774296	SCWK31774220
<b>Espresso</b>	SFMA31774296	SFMA31774220	SFWK31774296	SFWK31774220



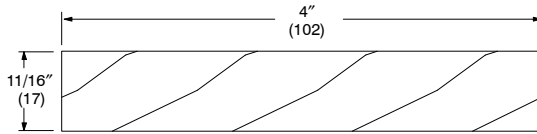
**W12263, 3" Interior Flat Trim**

Finish	Wood Species Part Numbers					
	Pine PN 96"	Pine PN 120"	Cherry PN 96"	Cherry PN 120"	VG Douglas Fir PN 96"	VG Douglas Fir PN 120"
<b>Bare</b>	31774396	31774320	CH31774396	CH31774320	DF31774396	DF31774320
<b>White</b>	38174395	38174321	-	-	-	-
<b>Designer Black</b>	38174395DBK	38174321DBK	-	-	-	-
<b>Clear</b>	CL31774396	CL31774320	CCH31774396	CCH31774320	CDF31774396	CDF31774320
<b>Prime</b>	38174396	38174320	-	-	-	-
<b>Honey</b>	SB31774396	SB31774320	SBCH31774396	SBCH31774320	SBDF31774396	SBDF31774320
<b>Wheat</b>	SA31774396	SA31774320	SACH31774396	SACH31774320	SADF31774396	SADF31774320
<b>Cabernet</b>	SE31774396	SE31774320	SECH31774396	SECH31774320	SEDF31774396	SEDF31774320
<b>Leather</b>	SD31774396	SD31774320	SDCH31774396	SDCH31774320	SDDF31774396	SDDF31774320
<b>Hazelnut</b>	SC31774396	SC31774320	SCCH31774396	SCCH31774320	SCDF31774396	SCDF31774320
<b>Espresso</b>	SF31774396	SF31774320	SFCH31774396	SFCH31774320	SFDF31774396	SFDF31774320



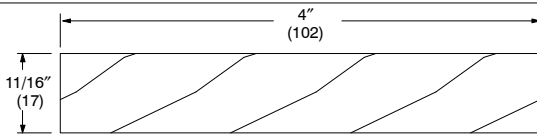
**W12263, 3" Interior Flat Trim**

Finish	Wood Species Part Numbers			
	Mahogany PN 96"	Mahogany PN 120"	White Oak PN 96"	White Oak PN 120"
<b>Bare</b>	MA31774396	MA31774320	WK31774396	WK31774320
<b>White</b>	-	-	-	-
<b>Designer Black</b>	-	-	-	-
<b>Clear</b>	CMA31774396	CMA31774320	CWK31774396	CWK31774320
<b>Prime</b>	-	-	-	-
<b>Honey</b>	SBMA31774396	SBMA31774320	SBWK31774396	SBWK31774320
<b>Wheat</b>	SAMA31774396	SAMA31774320	SAWK31774396	SAWK31774320
<b>Cabernet</b>	SEMA31774396	SEMA31774320	SEWK31774396	SEWK31774320
<b>Leather</b>	SDMA31774396	SDMA31774320	SDWK31774396	SDWK31774320
<b>Hazelnut</b>	SCMA31774396	SCMA31774320	SCWK31774396	SCWK31774320
<b>Espresso</b>	SFMA31774396	SFMA31774320	SFWK31774396	SFWK31774320



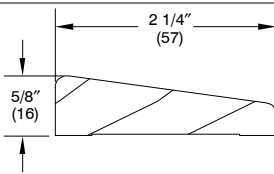
**W1088, 4" Interior Flat Trim**

Finish	Wood Species Part Numbers					
	Pine PN 96"	Pine PN 120"	Cherry PN 96"	Cherry PN 120"	VG Douglas Fir PN 96"	VG Douglas Fir PN 120"
<b>Bare</b>	31774196	31774142	CH31774196	CH31774142	DF31774196	DF31774142
<b>White</b>	38174195	38174143	-	-	-	-
<b>Designer Black</b>	38174195DBK	38174143DBK	-	-	-	-
<b>Clear</b>	CL31774196	CL31774142	CCH31774196	CCH31774142	CDF31774196	CDF31774142
<b>Prime</b>	38174196	38174142	-	-	-	-
<b>Honey</b>	SB31774196	SB31774142	SBCH31774196	SBCH31774142	SBDF31774196	SBDF31774142
<b>Wheat</b>	SA31774196	SA31774142	SACH31774196	SACH31774142	SADF31774196	SADF31774142
<b>Cabernet</b>	SE31774196	SE31774142	SECH31774196	SECH31774142	SEDF31774196	SEDF31774142
<b>Leather</b>	SD31774196	SD31774142	SDCH31774196	SDCH31774142	SDDF31774196	SDDF31774142
<b>Hazelnut</b>	SC31774196	SC31774142	SCCH31774196	SCCH31774142	SCDF31774196	SCDF31774142
<b>Espresso</b>	SF31774196	SF31774142	SFCH31774196	SFCH31774142	SFDF31774196	SFDF31774142



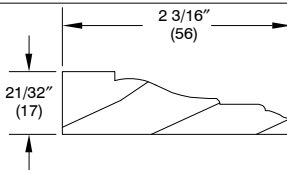
**W1088, 4" Interior Flat Trim**

Finish	Wood Species Part Numbers			
	Mahogany PN 96"	Mahogany PN 120"	White Oak PN 96"	White Oak PN 120"
<b>Bare</b>	MA31774196	MA31774142	WK31774196	WK31774142
<b>White</b>	-	-	-	-
<b>Designer Black</b>	-	-	-	-
<b>Clear</b>	CMA31774196	CMA31774142	CWK31774196	CWK31774142
<b>Prime</b>	-	-	-	-
<b>Honey</b>	SBMA31774196	SBMA31774142	SBWK31774196	SBWK31774142
<b>Wheat</b>	SAMA31774196	SAMA31774142	SAWK31774196	SAWK31774142
<b>Cabernet</b>	SEMA31774196	SEMA31774142	SEWK31774196	SEWK31774142
<b>Leather</b>	SDMA31774196	SDMA31774142	SDWK31774196	SDWK31774142
<b>Hazelnut</b>	SCMA31774196	SCMA31774142	SCWK31774196	SCWK31774142
<b>Espresso</b>	SFMA31774196	SFMA31774142	SFWK31774196	SFWK31774142



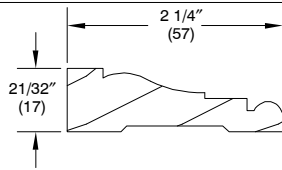
**W1144, MM44 Interior Casing**

Finish	Wood Species					
	Pine PN 84"	Pine PN 120"	Cherry PN 84"	VG Douglas Fir PN 84"	Mahogany PN 84"	White Oak PN 84"
<b>Bare</b>	31772048	31772099	CH31772048	DF31772048	MA31772048	WK31772048
<b>White</b>	38772049	38772098	-	-	-	-
<b>Designer Black</b>	38772049DBK	38772098DBK	-	-	-	-
<b>Clear</b>	CL31772048	CL31772099	CCH31772048	CDF31772048	CMA31772048	CWK31772048
<b>Prime</b>	38772048	38772099	-	-	-	-
<b>Honey</b>	SB31772048	SB31772099	SBCH31772048	SBDF31772048	SBMA31772048	SBWK31772048
<b>Wheat</b>	SA31772048	SA31772099	SACH31772048	SADF31772048	SAMA31772048	SAWK31772048
<b>Cabernet</b>	SE31772048	SE31772099	SECH31772048	SEDF31772048	SEMA31772048	SEWK31772048
<b>Leather</b>	SD31772048	SD31772099	SDCH31772048	SDDF31772048	SDMA31772048	SDWK31772048
<b>Hazelnut</b>	SC31772048	SC31772099	SCCH31772048	SCDF31772048	SCMA31772048	SCWK31772048
<b>Espresso</b>	SF31772048	SF31772099	SFCH31772048	SFDF31772048	SFMA31772048	SFWK31772048



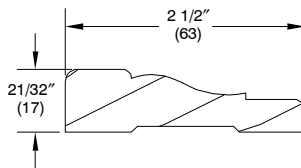
**W1366, WP366 Interior Casing**

Finish	Wood Species					
	Pine PN 84"	Pine PN 120"	Cherry PN 84"	VG Douglas Fir PN 84"	Mahogany PN 84"	White Oak PN 84"
<b>Bare</b>	31760784	31760999	CH31760784	DF31760784	MA31760784	WK31760784
<b>White</b>	38760785	38760997	-	-	-	-
<b>Designer Black</b>	38760785DBK	38760997DBK	-	-	-	-
<b>Clear</b>	CL31760784	CL31760999	CCH31760784	CDF31760784	CMA31760784	CWK31760784
<b>Prime</b>	38760784	38760999	-	-	-	-
<b>Honey</b>	SB31760784	SB31760999	SBCH31760784	SBDF31760784	SBMA31760784	SBWK31760784
<b>Wheat</b>	SA31760784	SA31760999	SACH31760784	SADF31760784	SAMA31760784	SAWK31760784
<b>Cabernet</b>	SE31760784	SE31760999	SECH31760784	SEDF31760784	SEMA31760784	SEWK31760784
<b>Leather</b>	SD31760784	SD31760999	SDCH31760784	SDDF31760784	SDMA31760784	SDWK31760784
<b>Hazelnut</b>	SC31760784	SC31760999	SCCH31760784	SCDF31760784	SCMA31760784	SCWK31760784
<b>Espresso</b>	SF31760784	SF31760999	SFCH31760784	SFDF31760784	SFMA31760784	SFWK31760784



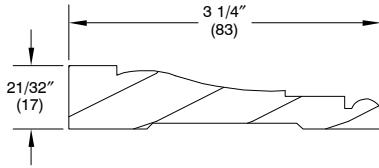
**W1376, MM376 Interior Casing**

Finish	Wood Species					
	Pine PN 84"	Pine PN 120"	Cherry PN 84"	VG Douglas Fir PN 84"	Mahogany PN 84"	White Oak PN 84"
<b>Bare</b>	31771075	31771069	CH31771075	DF31771075	MA31771075	WK31771075
<b>White</b>	38771074	38771072	-	-	-	-
<b>Designer Black</b>	38771074DBK	38771072DBK	-	-	-	-
<b>Clear</b>	CL31771075	CL31771069	CCH31771075	CDF31771075	CMA31771075	CWK31771075
<b>Prime</b>	38771075	38771069	-	-	-	-
<b>Honey</b>	SB31771075	SB31771069	SBCH31771075	SBDF31771075	SBMA31771075	SBWK31771075
<b>Wheat</b>	SA31771075	SA31771069	SACH31771075	SADF31771075	SAMA31771075	SAWK31771075
<b>Cabernet</b>	SE31771075	SE31771069	SECH31771075	SEDF31771075	SEMA31771075	SEWK31771075
<b>Leather</b>	SD31771075	SD31771069	SDCH31771075	SDDF31771075	SDMA31771075	SDWK31771075
<b>Hazelnut</b>	SC31771075	SC31771069	SCCH31771075	SCDF31771075	SCMA31771075	SCWK31771075
<b>Espresso</b>	SF31771075	SF31771069	SFCH31771075	SFDF31771075	SFMA31771075	SFWK31771075



**W1351, WM351 Interior Casing**

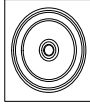
Finish	Wood Species					
	Pine PN 84"	Pine PN 120"	Cherry PN 84"	VG Douglas Fir PN 84"	Mahogany PN 84"	White Oak PN 84"
<b>Bare</b>	31771071	31771068	CH31771071	DF31771071	MA31771071	WK31771071
<b>White</b>	38771077	38771067	-	-	-	-
<b>Designer Black</b>	38771077DBK	38771067DBK	-	-	-	-
<b>Clear</b>	CL31771071	CL31771068	CCH31771071	CDF31771071	CMA31771071	CWK31771071
<b>Prime</b>	38771071	38771068	-	-	-	-
<b>Honey</b>	SB31771071	SB31771068	SBCH31771071	SBDF31771071	SBMA31771071	SBWK31771071
<b>Wheat</b>	SA31771071	SA31771068	SACH31771071	SADF31771071	SAMA31771071	SAWK31771071
<b>Cabernet</b>	SE31771071	SE31771068	SECH31771071	SEDF31771071	SEMA31771071	SEWK31771071
<b>Leather</b>	SD31771071	SD31771068	SDCH31771071	SDDF31771071	SDMA31771071	SDWK31771071
<b>Hazelnut</b>	SC31771071	SC31771068	SCCH31771071	SCDF31771071	SCMA31771071	SCWK31771071
<b>Espresso</b>	SF31771071	SF31771068	SFCH31771071	SFDF31771071	SFMA31771071	SFWK31771071



**W1445, WM445 Interior Casing**

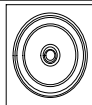
Finish	Wood Species					
	Pine PN 84"	Pine PN 120"	Cherry PN 84"	VG Douglas Fir PN 84"	Mahogany PN 84"	White Oak PN 84"
<b>Bare</b>	31771060	31771070	CH31771060	DF31771060	MA31771060	WK31771060
<b>White</b>	38771061	38771097	-	-	-	-
<b>Designer Black</b>	38771061DBK	38771097DBK	-	-	-	-
<b>Clear</b>	CL31771060	CL31771070	CCH31771060	CDF31771060	CMA31771060	CWK31771060
<b>Prime</b>	38771060	38771070	-	-	-	-
<b>Honey</b>	SB31771060	SB31771070	SBCH31771060	SBDF31771060	SBMA31771060	SBWK31771060
<b>Wheat</b>	SA31771060	SA31771070	SACH31771060	SADF31771060	SAMA31771060	SAWK31771060
<b>Cabernet</b>	SE31771060	SE31771070	SECH31771060	SEDF31771060	SEMA31771060	SEWK31771060
<b>Leather</b>	SD31771060	SD31771070	SDCH31771060	SDDF31771060	SDMA31771060	SDWK31771060
<b>Hazelnut</b>	SC31771060	SC31771070	SCCH31771060	SCDF31771060	SCMA31771060	SCWK31771060





**3" Plinth Block**

Finish	Wood Species				
	Pine	Cherry	VG Douglas Fir	Mahogany	White Oak
Bare	11850093	10499103	10499105	10499104	10499102
White	10499119	-	-	-	-
Designer Black	10499142	-	-	-	-
Clear	CL11850093	CCH10499103	CDF10499105	CMA10499104	CWK10499102
Prime	10499118	-	-	-	-
Honey	SB11850093	SBCH10499103	SBDF10499105	SBMA10499104	SBWK10499102
Wheat	SA11850093	SACH10499103	SADF10499105	SAMA10499104	SAWK10499102
Cabernet	SE11850093	SECH10499103	SEDF10499105	SEMA10499104	SEWK10499102
Leather	SD11850093	SDCH10499103	SDDF10499105	SDMA10499104	SDWK10499102
Hazelnut	SC11850093	SCCH10499103	SCDF10499105	SCMA10499104	SCWK10499102
Espresso	SF11850093	SFCH10499103	SFDF10499105	SFMA10499104	SFWK10499102



**4" Plinth Block**

Finish	Wood Species				
	Pine	Cherry	VG Douglas Fir	Mahogany	White Oak
Bare	11850092	10499112	10499114	10499113	10499111
White	10499121	-	-	-	-
Designer Black	10499143	-	-	-	-
Clear	CL11850092	CCH10499112	CDF10499114	CMA10499113	CWK10499111
Prime	10499120	-	-	-	-
Honey	SB11850092	SBCH10499112	SBDF10499114	SBMA10499113	SBWK10499111
Wheat	SA11850092	SACH10499112	SADF10499114	SAMA10499113	SAWK10499111
Cabernet	SE11850092	SECH10499112	SEDF10499114	SEMA10499113	SEWK10499111
Leather	SD11850092	SDCH10499112	SDDF10499114	SDMA10499113	SDWK10499111
Hazelnut	SC11850092	SCCH10499112	SCDF10499114	SCMA10499113	SCWK10499111
Espresso	SF11850092	SFCH10499112	SFDF10499114	SFMA10499113	SFWK10499111

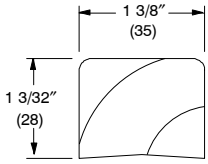
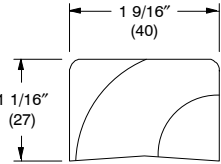
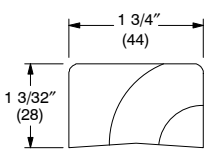
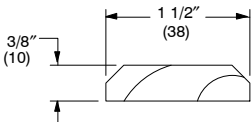
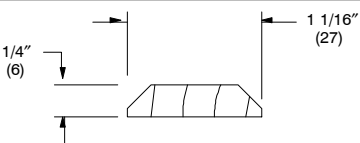
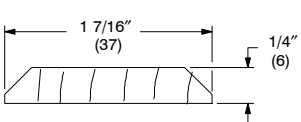
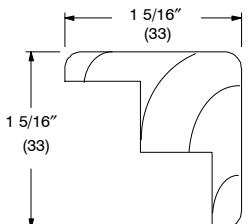


**3/8" Flat Head Plug**

Finish	Wood Species				
	Pine	Cherry	VG Douglas Fir	Mahogany	White Oak
Bare	02074845	02074888	02074889	02074887	02074844
White	02072829	-	-	-	-
Designer Black	02072842	-	-	-	-
Clear	11100802	11100804	11100805	11100803	11100801
Honey	11100817	11100814	11100815	11100813	11100818
Wheat	11100811	11100808	11100809	11100807	11100812
Cabernet	11100835	11100832	11100833	11100831	11100836
Leather	11100829	11100826	11100827	11100825	11100830
Hazelnut	11100823	11100820	11100821	11100819	11100824
Espresso	11100841	11100838	11100839	11100837	11100842

When ordering replacement wood parts specify:

1. profile number;
2. size – (call number or length);
3. wood species;
4. finish.

ILLUSTRATION NOT TO SCALE	DESCRIPTION	PROFILE NUMBER
	<p><b>Mullion Casing</b>                      WUDH, WUDH RT, WUDH POLY, WUDHP, WUDHT                      Longest Length Available                      120" (3048)</p>	<p>W1032</p>
	<p><b>Mullion Casing</b>                      Gliders                      Longest Length Available                      53 5/8" (1362)</p>	<p>W1034</p>
	<p><b>Mullion Casing</b>                      MDH, WUDH, WUDH RT, WUDHT Poly                      Longest Length Available                      168" (4267)</p>	<p>W1094</p>
	<p><b>Mullion Casing</b>                      Tilt-Turn and Hopper                      Longest Length Available                      120" (3048)</p>	<p>W1210</p>
	<p><b>Mullion Casing</b>                      CM, AWN, UCA, UAWN, POLY, RT                      Longest Length Available                      150" (3810)</p>	<p>W1241</p>
	<p><b>Mullion Trim</b>                      3/8" mullion reinforcement                      Longest Length Available                      150" (3810)</p>	<p>W1242</p>
	<p><b>Corner Cover</b>                      For wood Casemaster/Awning sash to sash corner units                      Longest Length Available                      96" (2438)</p>	<p>W7037</p>

NOTE: All primed 5/4 flat casing through 3 1/2" will be finger-jointed. Any 5/4 flat casing over a 3 1/2" width will be edge-glued, primed or unprimed. Special widths (other than those listed) are available, specify 5/4 flat casing width needed.

ILLUSTRATION NOT TO SCALE	DESCRIPTION	PROFILE NUMBER																					
	<p><b>5/4 Flat Casing</b></p> <p>Longest Length Available</p> <table border="1"> <thead> <tr> <th>Width</th> <th>Non Finger-Jointed (NFJ)</th> <th>Finger-Joint(FJ)</th> </tr> </thead> <tbody> <tr> <td>2"</td> <td>120" (3048)</td> <td>204" (5182)</td> </tr> <tr> <td>3 1/2"</td> <td>192" (4877)</td> <td>200" (5080)</td> </tr> <tr> <td>4"</td> <td>144" (3658)</td> <td>200" (5080)</td> </tr> <tr> <td>4 1/2"</td> <td>180" (4572)</td> <td>156" (3692)</td> </tr> <tr> <td>6"</td> <td>144" (3658)</td> <td>200" (5080)</td> </tr> <tr> <td>13"</td> <td>120" (3048)</td> <td>120" (3048)</td> </tr> </tbody> </table>	Width	Non Finger-Jointed (NFJ)	Finger-Joint(FJ)	2"	120" (3048)	204" (5182)	3 1/2"	192" (4877)	200" (5080)	4"	144" (3658)	200" (5080)	4 1/2"	180" (4572)	156" (3692)	6"	144" (3658)	200" (5080)	13"	120" (3048)	120" (3048)	<p>W6274 W6330 W6332 W6335 W6344 W6390</p>
Width	Non Finger-Jointed (NFJ)	Finger-Joint(FJ)																					
2"	120" (3048)	204" (5182)																					
3 1/2"	192" (4877)	200" (5080)																					
4"	144" (3658)	200" (5080)																					
4 1/2"	180" (4572)	156" (3692)																					
6"	144" (3658)	200" (5080)																					
13"	120" (3048)	120" (3048)																					
	<p><b>5/4 Flat Casing - Trimline Patio Door</b>                      Top - 3 1/2" width (with screen track kerf and backrabbet)</p> <p>Longest Length Available 152" (3861)</p>	<p>W1074</p>																					
	<p><b>5/4 Flat Casing - Trimline Patio Door</b>                      Side - 3 1/2" width (with backrabbet)</p> <p>Longest Length Available 112" (2845)</p>	<p>W1076</p>																					
	<p><b>Brick Mould Casing</b></p> <p>Longest Length Available NFJ 156" (3962) FJ 206" (5232)</p>	<p>W1047</p>																					
	<p><b>Brick Mould Casing - Wood Trimline Patio Door</b>                      Top - (with screen track kerf and backrabbet)</p> <p>Longest Length Available 143" (3632)</p>	<p>W1053</p>																					
	<p><b>Brick Mould Casing - Wood Trimline Patio Door and French Door Transom DG</b>                      Side - (with backrabbet)</p> <p>Longest Length Available 150" (3810)</p>	<p>W1052</p>																					
	<p><b>5/4 Flat Casing - 3 1/2" Width</b>                      UOFD, UIFD, USFD, SPD, FDTR, DGTR, CDIST, CD</p> <p>Longest Length Available 180" (4572)</p>	<p>W1122</p>																					

NOTE: Stucco casing is **not** available for head jamb application.

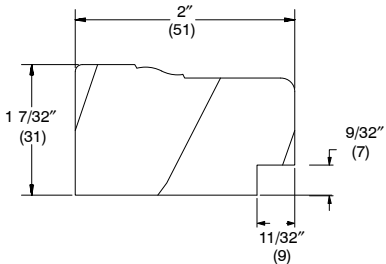
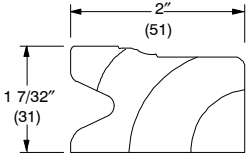
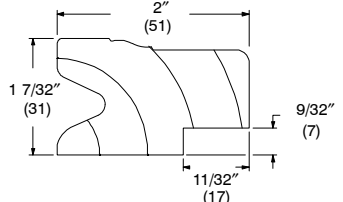
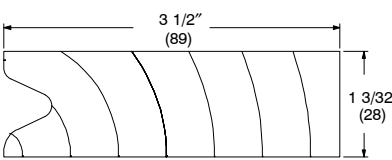
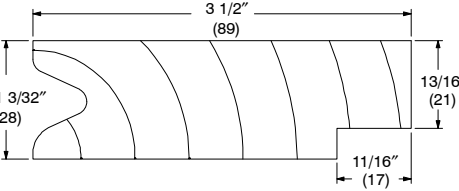
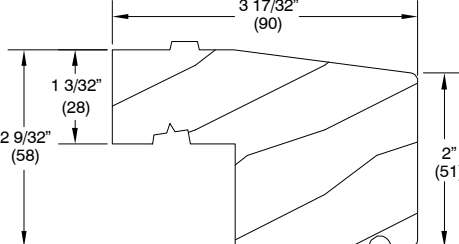
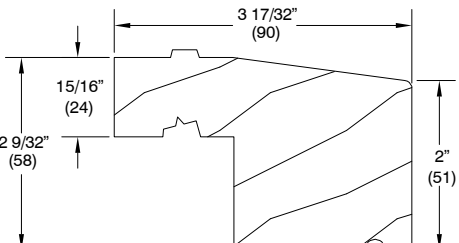
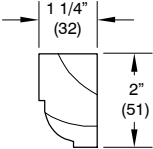
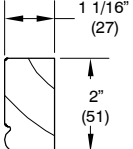
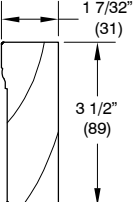
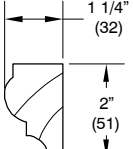
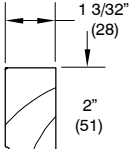
ILLUSTRATION NOT TO SCALE	DESCRIPTION	PROFILE NUMBER
	<p><b>Brick Mould Casing – Inswing French Door, French Door Transom (In Sash), Sliding French Door, Outswing French Door Arch Top French Door, Sliding Patio Door</b></p> <p>Longest Length Available                      148" (3759)</p>	<p>W6533</p>
	<p><b>Stucco Casing</b></p> <p>Longest Length Available                      204" (5182)</p>	<p>W1039</p>
	<p><b>Stucco Casing – Sliding and Ultimate French and Trimline Patio Door Side – (with backrabbet)</b></p> <p>Longest Length Available                      96" (2438)</p>	<p>W1049</p>
	<p><b>Stucco Casing, Flat</b> 3 1/2" width</p> <p>Longest Length Available                      120" (3048)</p>	<p>W1035</p>
	<p><b>Stucco Casing, Flat – Sliding and Ultimate French and Trimline Patio Door Side – 3 1/2" width (with backrabbet)</b></p> <p>Longest Length Available                      120" (3048)</p>	<p>W1030</p>
	<p><b>W8063, Extended Thick Subsill – WUDH</b></p> <p>Non Finger-Jointed– 73" (1854)              Finger-Jointed – 73" (1854)              Non Finger-Jointed– 120" (3048)              Finger-Jointed – 120" (3048)</p>	<p>30268072              30268172              30268098              30268198</p>
	<p><b>W10341, 2" Extended Thick Subsill – WUCA</b></p> <p>Non Finger-Jointed– 120" (3048)              Finger-Jointed – 120" (3048)</p>	<p>30370298              30370398</p>

ILLUSTRATION NOT TO SCALE	DESCRIPTION	PART NUMBER
	<b>Special Casing 3 – W8487</b>  Primed Bare Non-FJ	<b>120" (3048)</b>  38026003 30146003 30146103
	<b>Special Casing 7 – W8491</b>  Primed Bare Non-FJ	<b>120" (3048)</b>  38026007 30146007 30146107
	<b>Special Casing 18 – W8502</b>  Primed Bare Non-FJ	<b>120" (3048)</b>  38026018 30146018 30146118
	<b>Special Casing 21 – W8505</b>  Primed Bare Non-FJ	<b>120" (3048)</b>  38026021 30146121 30146021
	Primed Bare Non-FJ	<b>120" (3048)</b>  38026026 30146026 30146126

When ordering replacement wood parts specify:

1. product type;
2. call number or rough opening;
3. profile number;
4. length;
5. finish.

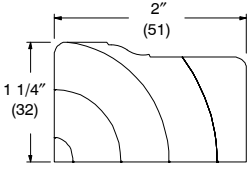
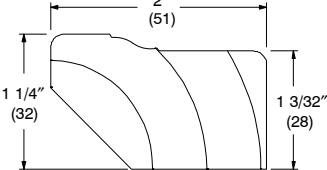
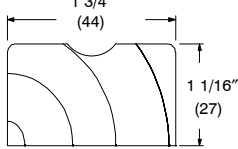
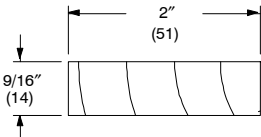
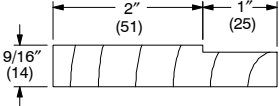
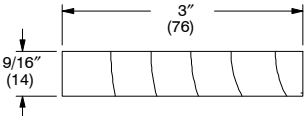
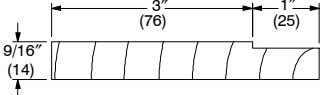
ILLUSTRATION NOT TO SCALE	DESCRIPTION	PROFILE NUMBER
	<p><b>6/4 Brick Mould Casing</b>                      Discontinued in 1994</p>	<p>W1038                      NA                      Replace with W1047</p>
	<p><b>Stucco Casing</b>                      Discontinued in 1993</p>	<p>NA                      Replace with W1039</p>
	<p><b>Fluted Casing – Wood Glider</b>                      Used between 1970 – 1988</p>	<p>MM36                      NA</p>
	<p><b>2" Jamb Extension</b>                      Terrace Door – head jamb or stationary side jamb                      Inswing French Door (pre- 5/98) – head jamb or stationary side jamb</p>	<p>W6270</p>
	<p><b>2" Jamb Extension</b>                      Terrace Door – operating side jambs                      Inswing French Door (pre- 5/98) – operating side jambs</p>	<p>W7228</p>
	<p><b>3" Jamb Extension</b>                      Terrace Door – head jamb or stationary side jamb                      Inswing French Door (pre- 5/98) – head jamb or stationary side jamb</p>	<p>W6310</p>
	<p><b>3" Jamb Extension</b>                      Terrace Door – operating side jambs                      Inswing French Door (pre- 5/98) – operating side jambs</p>	<p>W7229</p>

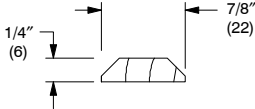
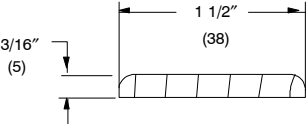
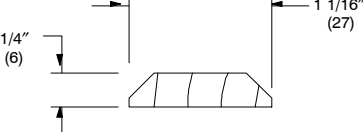
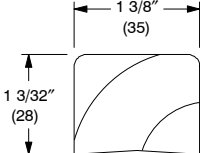
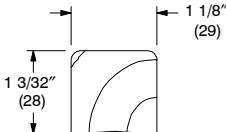
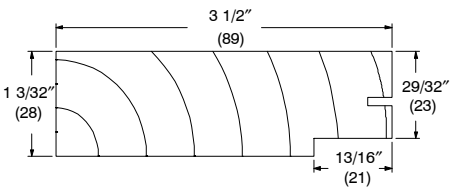
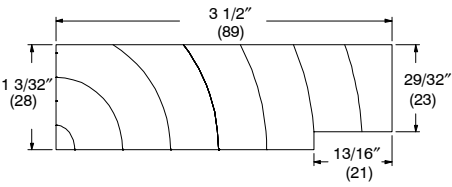
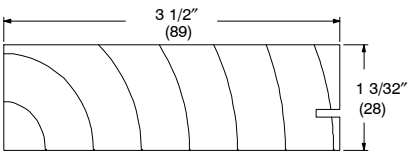
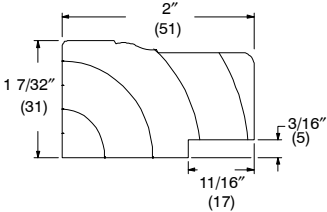
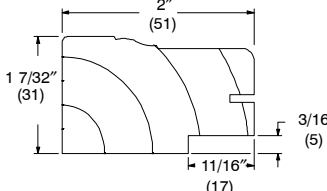
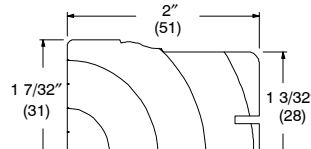
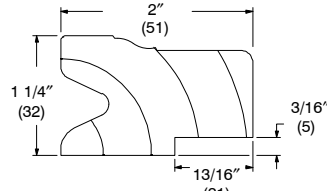
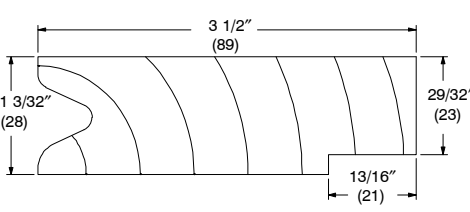
ILLUSTRATION NOT TO SCALE	DESCRIPTION	PROFILE NUMBER
	<b>Mullion Trim</b> Terrace Door Inswing French Door	W1195
	<b>Mullion Trim</b> Outswing French Door Safe-T-Plus Patio Door Double Hung Interior (Optional) French Door Transoms	W1223 (NA) Replace with W1242
	<b>Mullion Trim</b> Terrace Door, French Door	W1241
	<b>Mullion Casing</b> Double Hung	W1032
	<b>Mullion Casing</b> French Door	W1096
	<b>5/4 Flat Casing – Safe-T-Plus Patio Door</b> Top – 3 1/2" width (with screen track kerf and backrabbet)	W1070
	<b>5/4 Flat Casing – Safe-T-Plus Patio Door</b> Side – 3 1/2" width (with backrabbet)	W1072
	<b>5/4 Flat Casing – Terrace Door</b> Top – 3 1/2" width (with screen track kerf)	W1060

ILLUSTRATION NOT TO SCALE	DESCRIPTION	PROFILE NUMBER
	<b>Brick Mould Casing – Safe-T-Plus Patio Door</b> Side – (with backrabbet)	W1055
	<b>Brick Mould Casing – Safe-T-Plus Patio Door</b> Top – (with screen track kerf and backrabbet)	W1057
	<b>Brick Mould Casing – Terrace Door</b> Top – (with screen track kerf)	W1058
	<b>Stucco Casing – Safe-T-Plus Patio Door</b> Side – (with backrabbet)	W1046
	<b>Stucco Casing, Flat – Safe-T-Plus Patio Door</b> Side – 3 1/2" width (with backrabbet)	W1033



When ordering installation accessories specify:

1. part number;
2. description;
3. length (if applicable).

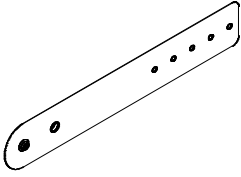
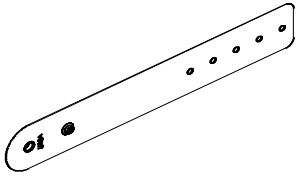
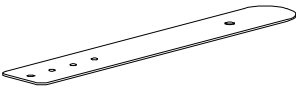
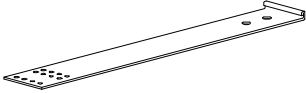
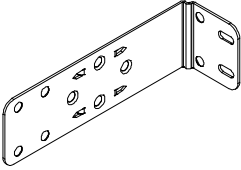
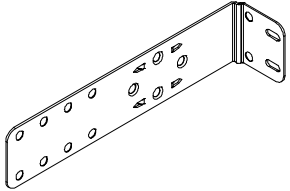
ILLUSTRATION NOT TO SCALE	DESCRIPTION	COLOR	PART NO.
	<p><b>Installation Bracket – 6 3/8"</b>                      MISC 048                      Includes #7x5/8" Phillips flathead wood screws (11800758)                      For URCA, #8x1/2" screws will be included (11800502)</p> <p style="text-align: right;">Each                      pkg. 100                      pkg. 250</p>		<p>11850048                      11850052                      11850053</p>
	<p><b>Installation Bracket – 9 3/8"</b>                      MISC 076                      Includes #7x5/8" Phillips flathead wood screws (11800758)                      For URCA, #8x1/2" screws will be included (11800502)</p> <p style="text-align: right;">Each                      pkg. 100                      pkg. 250</p>		<p>11850047                      11850050                      11850051</p>
	<p><b>Installation Bracket – 15 3/8"</b>                      MISC 0500                      Includes #7X5/8" Phillips flathead wood screws (11800758)</p> <p style="text-align: right;">Each                      pkg. 100</p>		<p>11850040                      11850041</p>
	<p><b>Structural Masonry Brackets</b>                      MISC 1199</p> <p style="text-align: right;">6"    Each                      10"</p>		<p>11860012                      11860013</p>
	<p><b>Structural Bracket, 4 9/16"</b></p>	<p style="text-align: right;">Each                      50/Box                      100/Box</p>	<p>11860036                      11860037                      11860038</p>
	<p><b>Structural Bracket, 6 9/16"</b></p>	<p style="text-align: right;">Each                      50/Box                      100/Box</p>	<p>11860032                      11860033                      11860034</p>

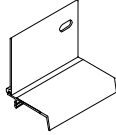
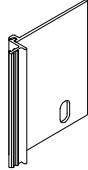
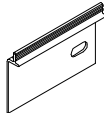
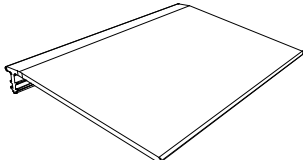
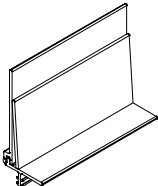

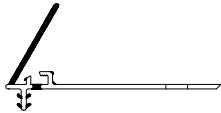
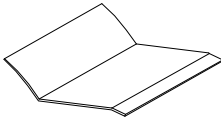
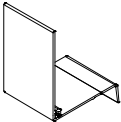
ILLUSTRATION NOT TO SCALE	DESCRIPTION	COLOR	PART NO.
	<b>Hinged Vinyl Nailing Fin/Drip Cap</b> V119 Clad units without casing                      144" (3658)  NOTE: Drip cap lip is clear.	BG	16217199
	<b>Hinged Jamb Nailing Fin</b> V104 Clad Units    144" (3658)	BG	16217399
	<b>Hinged Sill Nailing Fin</b> V084    144" (3658)	BG	16217299
	<b>Hinged Jamb/Sill Nailing Fin</b> V112    144" (3658)  NOTE: For Bows and Bays	BG	16000598
	<b>Hinged Vinyl Nailing Fin</b> V110 Flexible vinyl fin used for clad Round Tops  144" (3658) 240" (6096)	BG	16000612 16000620
	<b>Jamb / Sill Nailing Fin</b> V499 Optional for Clad casing  150" (3810) 200" (5080)		Discontinued replace with V084
	<b>Radius Nailing Fin</b> V088 Optional for Clad casing  150" (3810)		16000599
	<b>Drip Cap, (Vinyl)</b> V226 Optional for wood Round Top units  Specify length	BG	15223000
	<b>Hinged Drip Cap</b> Aluminum Nail Fin V1770, 150" (3810)		16213150

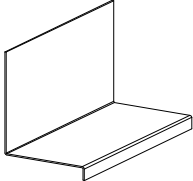
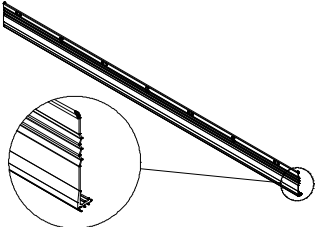
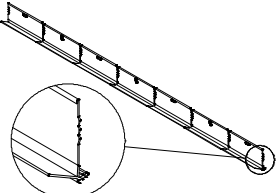
ILLUSTRATION NOT TO SCALE	DESCRIPTION	COLOR	PART NO.
	<p><b>Drip Cap (Aluminum Flashing)</b>                      A100                      Optional with all wood and clad units with casing                      150" (3810)</p>	<p>SW                      BZ                      BN                      PB                      EG</p>	<p>18803599                      15227999                      15227799                      15227899                      15227650</p>
	<p><b>Aluminum Nail Fin</b>                      96" (2438)</p>		<p>16212699</p>
	<p><b>Aluminum Nail Fin - Radius Units</b>                      96" (2438)</p>		<p>16214596</p>

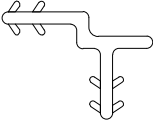
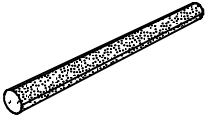
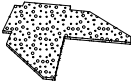
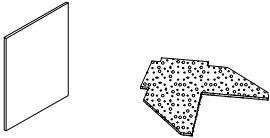
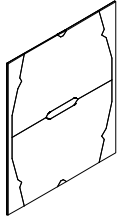
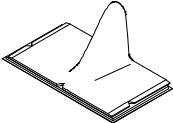

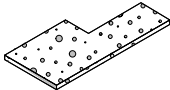
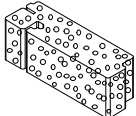
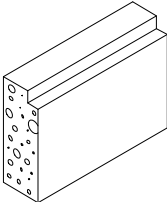
ILLUSTRATION NOT TO SCALE	DESCRIPTION	COLOR	PART NO.
	<b>Connecting Barb</b> V087  150" (3810) 58" (1473)		16000600 16000601
	<b>Accessory Kerf Weather Strip – Frame</b> MISC 1242 Specify length  5/32" diameter	BG	15910100
	<b>Foam Corner Gasket – Nailing Fin</b> Adhesive backed  Package of 4	WH	11869519
	<b>Foam Corner Gasket Set – Round Tops</b> Adhesive backed <i>Includes</i> 2 – 90 degree gaskets (11869519) 2 – Nailing fin connectors (10500213)		11869523
	<b>Flat Gasket (Pair)</b> Aluminum Nail Fin Splicing Gasket		11869826
	<b>Preformed Corner Gasket</b> Aluminum Nail Fin		10500422
	<b>Foam Mulling Tape</b> MISC 568  100' 96" (2438)	BK BK	11406224 11869508
	<b>Header Stop Pad</b> MISC 1248  Package of 2	GY	10500214
	<b>Foam Plug, Clad Flat Casing</b>	WH	10500002
	<b>Foam Sealant Block for Space Mull and Stud Pocket</b>  96" (2438)		10500018

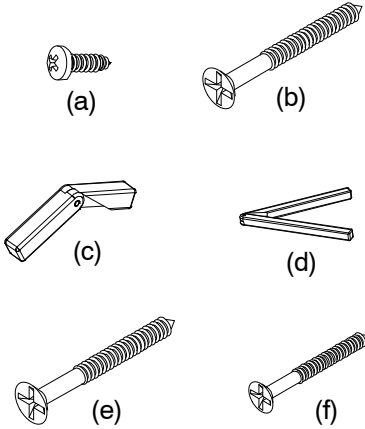
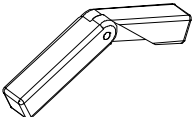
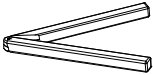
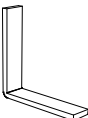
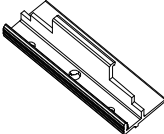
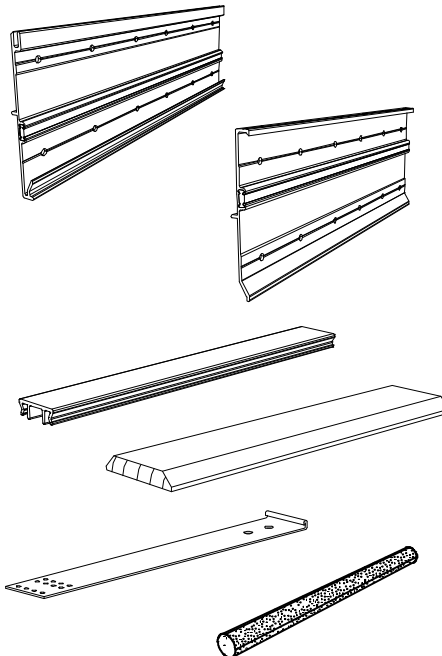
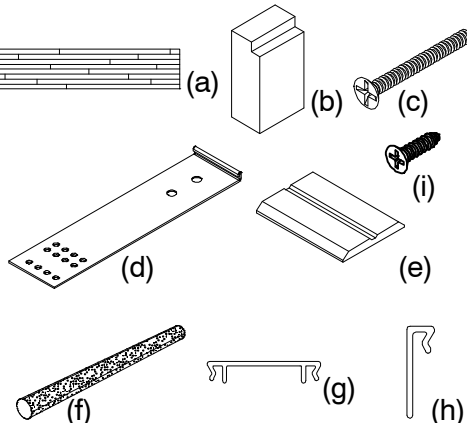
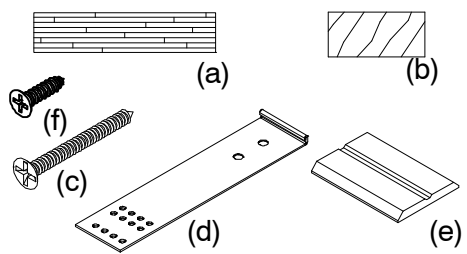
ILLUSTRATION NOT TO SCALE	DESCRIPTION	COLOR	PART NO.
	<p><b>Field Applied CBMC Package                      Rectangular</b>                      12-#8x5/8" Phillips Panhead Screws (a)                      (11800498)                      5-#8 x 1 1/2" Phillips Flathead Screws (b)                      (11808110)                      1-Instruction (11708096)</p>		11850119
	<p><b>Field Applied CBMC Package                      Round Top</b>                      3-2" Pivoting Corner Key (c) (11870477)                      2-6" Pivoting Corner Key (d) (11870479)                      12-#8x5/8" Phillips Panhead Screws (a)                      (11800498)                      3-#8x1 1/2" Phillips Flathead Screws (b)                      (11808110)                      7-#7x5/8" Phillips Flathead Screws (e)                      (11800734)                      1-Instruction (11708097)</p>		11850118
	<p><b>Field Applied CBMC Package                      Polygon</b>                      3-2" Pivoting Corner Key (c) (11870477)                      2-6" Pivoting Corner Key (d) (11870479)                      3-#8x2" Phillips Flathead Screws (f)                      (11800724)                      12-#8x5/8" Phillips Panhead Screws (a)                      (11800498)                      3-#8x1 1/2" Phillips Flathead Screws (b)                      (11808110)                      7-#7x5/8" Phillips Flathead Screws €                      (11800734)                      1-Instruction (11708097)</p>		11850123
	<p><b>2" Pivoting Corner Key</b></p>		11870477
	<p><b>6" Pivoting Corner Key</b></p> <p>NOTE: For angles sharper than 45°</p>		11870479
	<p><b>Corner Key - Adjustable Brick Mould                      Casing</b></p> <p>Package of 50</p>	<p>Mill                      Finish</p>	02010232
	<p><b>Clad Flat Casing Fastening Clip                      A244</b></p>		18614502

ILLUSTRATION NOT TO SCALE	DESCRIPTION	COLOR	PART NO.
	<p><b>3/8" Mullion Reinforcement System</b>                      150" lineal package</p> <p>Wood</p> <p>Clad</p> <p><i>Includes:</i>                      1 - Mullion reinforcement-head jamb or right jamb 16075000                      1 - Mullion reinforcement-sill or left jamb 16074000                      Mullion trim - W1242                      1 - clad - interior                      2 - wood - interior and exterior                      1 - 3/8" mullion cover, A117 - clad only                      (see A117 in this chapter for individual part numbers)                      4 - Structural masonry brackets                      6" - 11860012                      10" - 11860013                      1 - Foam backer rod 10500228                      3/4" diameter - clad only                      1 - Set of installation instructions</p> <p>NOTE: All screws needed for installation are included.</p>	<p>SW 11873145                      BZ 11873143                      PB 11873142                      BN 11873141                      EG 11873144                      WB 11873125                      EB 11873126                      CS 11873127                      CO 11873130                      CG 11873131                      CC 11873132                      HS 11873133                      SA 11873134                      MSL 11873147                      MCP 11873146                      CY 11873151                      GM 11873149                      MLB 11873148                      SE 11873150</p>	<p>11873100</p>
	<p><b>Clad 130" Mull Kit - 1" x 4 9/16" LVL</b></p> <p><i>Includes:</i>                      1 - W8677 Mull Post, 130" (3302) - 30251199 (a)                      1 - Mull Sealant Blocks - 10500018(b)                      24 - #8-15x 5/8" Flat Head Screws-11800499(i)                      24 - #8-15x1 1/4" Flat Head Screws-11808114(c)                      12 - 10" Masonry Clips - 11860013 (d)                      12 - 6" Masonry Clips - 11860012 (d)                      1 - Interior Mull Trim - 30803399 (e)                      1 - Frame Kerf Weather Strip, 260" (6604) length - 15910100 (f)                      1 - A111 1" Space Mull Cover (g)                      BN - 18600610 BZ - 18600630                      PB - 18600620 EG - 18600640                      SW - 18800880                      2 - A148 Frame Trim (h)                      BN - 15224810 BZ - 15224830                      PB - 15224820 EG - 15224840                      SW - 18801440</p> <p>Mulling Instructions - 19970066                      Masonry Clip Instructions - 11708266</p>	<p>BN 11851122                      PB 11851123                      BZ 11851124                      EG 11851125                      SW 11851126                      WB 11851275                      EB 11851277                      CS 11851278                      CG 11851280                      CO 11851281                      CC 11851282                      HS 11851283                      SA 11851284                      MCP 11851285                      MSL 11851286                      CY 11851288                      GM 11851289                      MLB 11851290                      SE 11851291</p>	<p>11851122</p>
	<p><b>Wood 130" Mull Kit - 1" x 4 9/16" LVL</b></p> <p><i>Includes:</i>                      1 - W8677 Mull Post, 130" (3302) - 30251199 (a)                      1 - Non Finger-Jointed 5/4 Flat Casing - 30240130, W9201(b)                      24 - #8-15x 5/8" Flat Head Screws-11800499(f)                      24 - #8-15x1 1/4" Flat Head Screws-11808114(c)                      12 - 10" Masonry Clips- 11860013 (d)                      12 - 6" Masonry Clips -11860012 (d)                      1 - Interior Mull Trim - 30803399 (e)                      Mulling Instructions - 19970066                      Masonry Clip Instructions - 11708266</p>		<p>11851127</p>

# INSTALLATION ACCESSORIES

ILLUSTRATION NOT TO SCALE	DESCRIPTION	COLOR	PART NO.
	<p><b>Clad 130" Mull Kit – 2" x 4 9/16" LVL</b></p> <p><i>Includes:</i></p> <ul style="list-style-type: none"> <li>1 – W11748 Mull Post, 130" (3302) – 30241200 (a)</li> <li>1 – Mull Sealant Blocks – 10500018(b)</li> <li>24 – #8–15x 5/8" Flat Head Screws–11800499(i)</li> <li>24 – #8–15x1 1/4" Flat Head Screws–11808114(c)</li> <li>12 –10" Masonry Clips –11860013 (d)</li> <li>12 –6" Masonry Clips –11860012 (d)</li> <li>1 – W11329 Interior Mull Trim – 30385099(e)</li> <li>1 – Frame Kerf Weather Strip, 260" (6604) length – M1242 (f)</li> <li>1 – A112 2" Space Mull Cover (g)</li> <li>BN – 18600660            BZ – 18600680</li> <li>PB – 18600670            EG – 18600690</li> <li>SW – 18800900</li> <li>2 – A148 Frame Trim (h)</li> <li>BN – 15224810            BZ – 15224830</li> <li>PB – 15224820            EG – 15224840</li> <li>SW – 18801440</li> </ul> <p>Mulling Instructions – 19970066 Masonry Clip Instructions – 11708266</p>	<p>BN PB BZ EG SW WB EB CS CG CO CC HS SA MCP MSL CY GM MLB SE</p>	<p>11851222 11851223 11851224 11851225 11851226 11851236 11851238 11851239 11851241 11851242 11851243 11851244 11851245 11851246 11851247 11851264 11851265 11851266 11851267</p>
	<p><b>Wood 130" Mull Kit – 2" x 4 9/16" LVL</b></p> <p><i>Includes:</i></p> <ul style="list-style-type: none"> <li>1 – W11748 Mull Post, 130" (3302) – 30241200 (a)</li> <li>1 – Non Finger-Jointed 5/4 Flat Casing – W12481(b)</li> <li>24 – #8–15x 5/8" Flat Head Screws–11800499(f)</li> <li>24 – #8–15x1 1/4" Flat Head Screws–11808114(c)</li> <li>12 –10" Masonry Clips 11860013 (d)</li> <li>12 – 6" Masonry Clips –11860012 (d)</li> <li>1 – W11329 Interior Mull Trim – 30385099(e)</li> </ul> <p>Mulling Instructions – 19970066 Masonry Clip Instructions – 11708266</p>		<p>11851227</p>

ILLUSTRATION NOT TO SCALE	DESCRIPTION	COLOR	PART NO.
	<p><b>Clad 130" Mull Kit – 2" x 6 9/16" LVL</b></p> <p><i>Includes:</i></p> <p>1 – W10186 Mull Post, 130" (3302) – 30241199(a)                      W10186 Mull Post (FSC – 30241299(a))</p> <p>1 – Mull Sealant Blocks – 10500018(b)</p> <p>24 – #8–15x 5/8" Flat Head Screws–11800499(i)                      24 – #8–15x1 1/4" Flat Head Screws–11808114(c)</p> <p>12 – 10" Masonry Clips– 11860013 (d)</p> <p>1 – W11329 Interior Mull Trim – 30385099(e)</p> <p>1 – Frame Kerf Weather Strip, 260" (6604) length                      (f) M1242</p> <p>1 – A112 2" Space Mull Cover (g)                      BN – 18600660      BZ – 18600680                      PB – 18600670      EG – 18600690                      SW – 18800900</p> <p>2 – A148 Frame Trim (h)                      BN – 15224810      BZ – 15224830                      PB – 15224820      EG – 15224840                      SW – 18801440</p> <p>Mulling Instructions – 19970066                      Masonry Clip Instructions – 11708266</p>	<p>SW 11851232                      BZ 11851230                      PB 11851229                      BN 11851228                      EG 11851231                      WB 11851250                      EB 11851252                      CS 11851253                      CG 11851255                      CO 11851256                      CC 11851257                      HS 11851258                      SA 11851259                      MCP 11851260                      MSL 11851261                      CY 11851268                      GM 11851269                      MLB 11851270                      SE 11851271</p>	
	<p><b>Wood 130" Mull Kit – 2" x 6 9/16" LVL</b></p> <p><i>Includes:</i></p> <p>1 – W10186 Mull Post, 130" (3302) – 30241199(a)                      W10186 Mull Post (FSC – 30241299(a))</p> <p>1 – Non Finger-Jointed 5/4 Flat Casing –                      W12481(b)</p> <p>24 – #8–15x 5/8" Flat Head Screws–11800499(f)                      24 – #8–15x1 1/4" Flat Head Screws–11808114(c)</p> <p>12 – 10" Masonry Clips –11860013 (d)</p> <p>1 – W11329 Interior Mull Trim – 30385099(e)</p> <p>Mulling Instructions – 19970066                      Masonry Clip Instructions – 11708266</p>		<p>11851233</p>







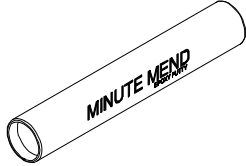
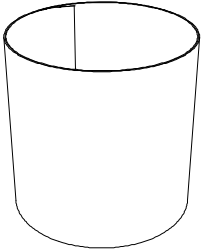
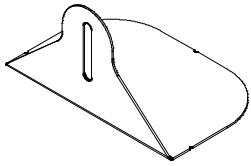
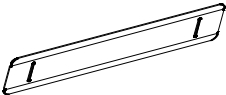
Illustration and Description									
				<b>Silicone Tubes (Each)</b> NOTE: MCP will use brown silicone. MLB will use bronze silicone.					
Color	Part No.	Color	Part No.	Color	Part No.	Color	Part No.	Color	Part No.
SW	11407102	AR*	11407050	CG	11407136	MCP (Brown)	11407051	Clear	11407092
BZ	11407053	WB	11407101	CC	11407137	MLB (Bronze)	11407053	Beige	11407078
PB	11407052	EB	11407058	HS	11407138	CY	11407129		
BN	11407051	CS	11407200	SA	11407206	GM	11407127		
EG	11407054	CO	11407135	MSL	11407201	SE	11407126		
Silicone Tubes (Case)									
Color	Part No.	Color	Part No.	Color	Part No.				
SW	11407089	PB	11407097	EG	11407099				
BZ	11407098	BN	11407096	AR*	11407095				

Illustration and Description									
				<b>Exterior Clad Touch Up Paint – Brush</b> .6 oz.					
Color	Part No.	Color	Part No.	Color	Part No.	Color	Part No.	Color	Part No.
SW	01530322	AR*	01530329	CG	01530339	MCP	01530347	MLB	01530348
BZ	01530326	WB	01530331	CC	01530327	CY	01530350	SE	01530351
PB	01530323	EB	01530330	HS	01530340	GM	01530349		
BN	01530325	CS	01530336	SA	01530341				
EG	01530324	CO	01530338	MSL	01530346				

\* Available for a limited time.

Illustrations (Not to Scale)	Description	Color	Part No.
	<b>Touch Up Paint</b> Ultrex Sill	BG	11406026
	<b>Painted Interior Finish Touch Up</b> .75 oz bottle	WH DBK	11401907 11401919
	<b>Clear Interior Finish Touch Up</b> .75 oz bottle	CL	11401918
	<b>Stain Interior Finish Touch Up</b> .6 oz bottle	Wheat Honey Leather Hazelnut Cabernet Espresso	11402300 11402301 11402302 11402303 11402304 11402305

# INSTALLATION ACCESSORIES

ILLUSTRATION NOT TO SCALE	DESCRIPTION	COLOR	PART NO.
	<p><b>Minute Mend Putty</b></p>		<p>11410007</p>
	<p><b>Coil Stock, 18" Width</b> .024 roll form aluminum supplied in 50 foot rolls, colors listed are per side (example – #15221312 has 1 bronze side and 1 brown side). 12" and 24" widths are not available.</p>	<p>BZ/BN AR*/PB EG/WB SW CO/EB HS/SA CS/CG MSL/MCP MLB/CC CY/SE GM/PB</p>	<p>15221312 15221311 15221309 15221314 15221329 15221318 15221320 15221325 15221328 15221327 15221326</p>
	<p><b>Jamb Alignment Bracket</b> Doors 1 5/8" (Jamb Depth ≤ 4 13/16") 3 5/8" (Jamb Depth 4 13/16" – 6 13/16") 6 5/8" (Jamb Depth 6 13/16" – 9 13/16") <i>NOTE: Jamb depth applies to only jamb extensions applied to the interior. Standard length (1 5/8") is used on all inswing doors.</i></p>		<p>11841016 11841017 11841018</p>
	<p><b>Jamb Alignment Bracket Receiver</b> Doors</p>		<p>11841002</p>

\* Available for a limited time.


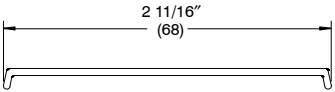
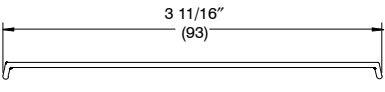
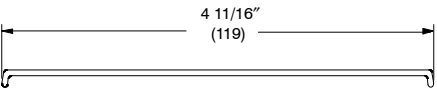
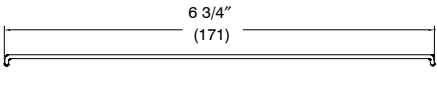
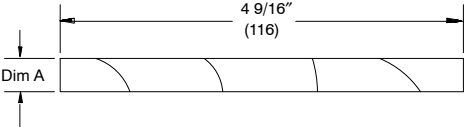

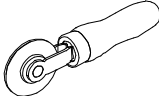


ILLUSTRATION NOT TO SCALE	DESCRIPTION	COLOR	PART NO.																												
	<b>Field Service Mullion Clip Cap</b> (For direct mullion) A334 150" (3810)	SW BZ PB BN EG	18609660 18609640 18609630 18609620 18609650																												
	<b>Field Service Mullion Clip Cap</b> (For 2" mullion) A320 150" (3810)	SW BZ PB BN EG	18609599 18609399 18609299 18609199 18609499																												
	<b>Field Service Mullion Clip Cap</b> (For 3" mullion) A331 150" (3810)	SW BZ PB BN EG	18609760 18609740 18609730 18609720 18609750																												
	<b>Field Service Mullion Clip Cap</b> 4" (102) A332 150" (3810)	SW BZ PB BN EG	18609860 18609840 18609830 18609820 18609850																												
	<b>Field Service Mullion Clip Cap</b> 6" (152) A1487 150" (3810)	SW BZ PB BN EG	18881010 18881006 18881004 18881002 18881008																												
	<b>Stud Pocket and Space Mull Blocking</b> <table border="0" style="width: 100%; margin-top: 10px;"> <thead> <tr> <th style="width: 30%;"></th> <th style="width: 20%;">Width</th> <th style="width: 20%;">Dim A</th> <th style="width: 30%;"></th> </tr> </thead> <tbody> <tr> <td>W6016</td> <td>3/8"</td> <td>.375</td> <td>32249310</td> </tr> <tr> <td>W6128</td> <td>1"</td> <td>.969</td> <td>32249312</td> </tr> <tr> <td>W6271</td> <td>2"</td> <td>1.969</td> <td>32249314</td> </tr> <tr> <td>W8917</td> <td>2"</td> <td>2.000</td> <td>32249336</td> </tr> <tr> <td>W6304</td> <td>3"</td> <td>2.969</td> <td>32249316</td> </tr> <tr> <td>W6466</td> <td>4"</td> <td>3.969</td> <td>32249318</td> </tr> </tbody> </table>		Width	Dim A		W6016	3/8"	.375	32249310	W6128	1"	.969	32249312	W6271	2"	1.969	32249314	W8917	2"	2.000	32249336	W6304	3"	2.969	32249316	W6466	4"	3.969	32249318		
	Width	Dim A																													
W6016	3/8"	.375	32249310																												
W6128	1"	.969	32249312																												
W6271	2"	1.969	32249314																												
W8917	2"	2.000	32249336																												
W6304	3"	2.969	32249316																												
W6466	4"	3.969	32249318																												

ILLUSTRATION NOT TO SCALE	DESCRIPTION	OPER./ COLOR	PART NO.
	<b>Screen Cloth, Fiberglass Mesh</b> 36" x 600' 48" x 300' 72" x 300'	Charcoal	11253600 11254800 11257200
	<b>Screen Cloth, High Transparency Screen Mesh</b> 24" x 600' 36" x 600' 48" x 600' 60" x 600' 72" x 600'	Charcoal	11259124 11259136 11259148 11259160 11259172
	<b>Spline Roller</b> Tool for rescreening		02590541
	<b>Spline, Screen for Upgraded Magnum Screen</b> V2176 - .150 inch diameter, foam Specify lineal feet needed	Black	15221496
	<b>Spline, Screen for Standard Screen</b> V201 - .140 inch diameter, foam Specify lineal feet needed	Black	15221488

				<p><b>Corner Cover, 90 Degree, A119</b> For Clad Casemaster/Awning sash to sash corner 150" (3810)</p>					
Color	Part No.	Color	Part No.	Color	Part No.	Color	Part No.	Color	Part No.
SW	18801180	EG	18600888	CS	19000126	HS	19006126	CY	18873936
BZ	18600886			CO	19003126	SA	19007126	GM	18873932
PB	18600884	WB	18801190	CG	19004126	MSL	18861246	MLB	18873930
BN	18600882	EB	18801192	CC	19005126	MCP	18861244	SE	18873934

				<p><b>Frame Extender, A1530</b> For Ultimate Replacement Casement/Awning 150" (3810)</p>					
Color	Part No.	Color	Part No.	Color	Part No.	Color	Part No.	Color	Part No.
SW	18653210	EG	18653208	CS	18653220	HS	18653232	CY	18873944
BZ	18653206			CO	18653226	SA	18653234	GM	18873940
PB	18653204	WB	18653216	CG	18653228	MSL	18861354	MLB	18873938
BN	18653202	EB	18653218	CC	18653230	MCP	18861352	SE	18873942

				<p><b>Adjustable Masonry Panning, A1531</b> For Ultimate Replacement Casement/Awning 150" (3810)</p>					
Color	Part No.	Color	Part No.	Color	Part No.	Color	Part No.	Color	Part No.
SW	18653110	EG	18653108	CS	18653120	HS	18653132	CY	18873952
BZ	18653106			CO	18653126	SA	18653134	GM	18873948
PB	18653104	WB	18653116	CG	18653128	MSL	18861022	MLB	18873946
BN	18653102	EB	18653118	CC	18653130	MCP	18861020	SE	18873950

	<b>Sill Panning, A1532</b> For Ultimate Replacement Casement/Awning 150" (3810)									
	<b>Color</b>	<b>Part No.</b>	<b>Color</b>	<b>Part No.</b>	<b>Color</b>	<b>Part No.</b>	<b>Color</b>	<b>Part No.</b>	<b>Color</b>	<b>Part No.</b>
	SW	18653010	EB	18653018	MSL	18861602				
	BZ	18653006	CS	18653020	MCP	18861600				
	PB	18653004	CO	18653026	CY	18873960				
	BN	18653002	CG	18653028	GM	18873956				
	EG	18653008	CC	18653030	MLB	18873954				
			HS	18653032	SE	18873958				
	WB	18653016	SA	18653034						

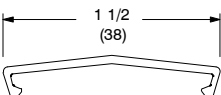
	<b>3/4" Panning, A1533</b> For Ultimate Replacement Casement/Awning 150" (3810)									
	<b>Color</b>	<b>Part No.</b>	<b>Color</b>	<b>Part No.</b>	<b>Color</b>	<b>Part No.</b>	<b>Color</b>	<b>Part No.</b>	<b>Color</b>	<b>Part No.</b>
	SW	18651110	EG	18651108	CS	18651120	HS	18651132	CY	18873968
	BZ	18651106			CO	18651126	SA	18651134	GM	18873964
	PB	18651104	WB	18651116	CG	18651128	MSL	18861418	MLB	18873962
	BN	18651102	EB	18651118	CC	18651130	MCP	18861416	SE	18873966

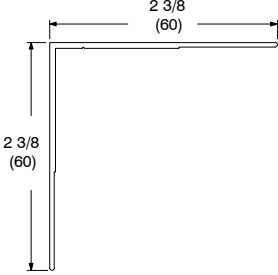
	<b>Sill Riser, A1557</b> For Ultimate Replacement Casement/Awning 150" (3810)									
	<b>Color</b>	<b>Part No.</b>	<b>Color</b>	<b>Part No.</b>	<b>Color</b>	<b>Part No.</b>	<b>Color</b>	<b>Part No.</b>	<b>Color</b>	<b>Part No.</b>
	SW	18654010	EG	18654008	CS	18654020	HS	18654032	CY	18872622
	BZ	18654006			CO	18654026	SA	18654034	GM	18872618
	PB	18654004	WB	18654016	CG	18654028	MSL	18861578	MLB	18872616
	BN	18654002	EB	18654018	CC	18654030	MCP	18861576	SE	18872620

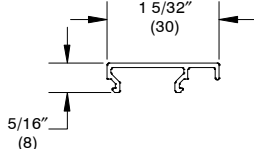
	<b>Clad Mull Cap, 30 Degree Bay, A122</b> 150" (3810)									
	<b>Color</b>	<b>Part No.</b>	<b>Color</b>	<b>Part No.</b>	<b>Color</b>	<b>Part No.</b>	<b>Color</b>	<b>Part No.</b>	<b>Color</b>	<b>Part No.</b>
	SW	18604105	EG	18603027	CO	19003130	SA	19007130	CY	18872110
	BZ	18603026	WB	18801030	CG	19004130	MSL	18861178	GM	18872106
	PB	18603025	EB	18801032	CC	19005130	MCP	18861176	MLB	18872104
	BN	18603015	CS	19000130	HS	19006130			SE	18872108

	<b>Clad Mull Cap, 45 Degree Bay, A123</b> Description 150" (3810)									
	<b>Color</b>	<b>Part No.</b>	<b>Color</b>	<b>Part No.</b>	<b>Color</b>	<b>Part No.</b>	<b>Color</b>	<b>Part No.</b>	<b>Color</b>	<b>Part No.</b>
	SW	18604115	EG	18603067	CO	19003132	SA	19007132	CY	18872118
	BZ	18603066	WB	18801050	CG	19004132	MSL	18861034	GM	18872114
	PB	18603065	EB	18801052	CC	19005132	MCP	18861032	MLB	18872112
	BN	18603055	CS	19000132	HS	19006132			SE	18872116

# ALUMINUM EXTRUSION PROFILES

				<b>Clad Mull Cap, 6 Degree Bow, A124</b> 150" (3810)					
Color	Part No.	Color	Part No.	Color	Part No.	Color	Part No.	Color	Part No.
SW	18604125	EG	18604025	CO	19003134	SA	19007134	CY	18872126
BZ	18604015	WB	18801070	CG	19004134	MSL	18861038	GM	18872122
PB	18604005	EB	18801072	CC	19005134	MCP	18861036	MLB	18872120
BN	18603095	CS	19000134	HS	19006134			SE	18872124

				<b>Corner Cover/Cap, A127</b> 90 Degree Bays 150" (3810)					
Color	Part No.	Color	Part No.	Color	Part No.	Color	Part No.	Color	Part No.
SW	18604061	EG	18604060	CO	19003136	SA	19007136	CY	18872142
BZ	18604059	WB	18801210	CG	19004136	MSL	18861042	GM	18872138
PB	18604058	EB	18801212	CC	19005136	MCP	18861040	MLB	18872136
BN	18604057	CS	19000136	HS	19006136			SE	18872140

				<b>Jamb Filler, A197</b> CUDH 150" (3810)					
Color	Part No.	Color	Part No.	Color	Part No.	Color	Part No.	Color	Part No.
SW	18801780	EG	18561999	CO	19003310	SA	19007310	CY	18873640
BZ	18561899	WB	18801790	CG	19004310	MSL	18861318	GM	18873636
PB	18561799	EB	18801792	CC	19005310	MCP	18861316	MLB	18873634
BN	18561699	CS	19000310	HS	19006310			SE	18873638

# ALUMINUM EXTRUSION PROFILES

	<b>Top Sash Check Rail Cladding, A183</b> 155" (3937) 191" (4851) **
--	--

Color	Part No.	Color	Part No.	Color	Part No.	Part No.	Color	Color	Part No.
SW	18801799	EG	18562498	CO	19003302	19007302	SA	CY**	18872206
BZ	18562398	WB	18801809	CG	19004302	18861466	MSL**	GM**	18872202
PB	18562298	EB	18801811	CC	19005302	18861464	MCP**	MLB**	18872200
BN	18562198	CS	19000302	HS	19006302			SE**	18872204

	<b>Jamb Filler, A216</b> Single Hung 150" (3810)
--	--

Color	Part No.	Color	Part No.	Color	Part No.	Color	Part No.	Color	Part No.
SW	18801954	EG	18564999	CO	19003314	SA	19007314	CY	NA
BZ	18564899	WB	18801966	CG	19004314	MSL	18861310	GM	NA
PB	18564799	EB	18801958	CC	19005314	MCP	18861308	MLB	NA
BN	18564699	CS	19000314	HS	19006314			SE	NA

	<b>Glazing Cap, 1" IG, A188</b> Description 150" (3810)
--	---

Color	Part No.	Color	Part No.	Color	Part No.	Part No.	Color	Color	Part No.
SW	18800160	EG	18606050	CO	NA	NA	SA	CY	NA
BZ	18606040	WB	18800170	CG	NA	18861362	MSL	GM	NA
PB	18606030	EB	18800172	CC	NA	18861360	MCP	MLB	NA
BN	18606020	CS	NA	HS	NA			SE	NA



				<b>Glazing Cap, 9/16" IG, A174</b> CDH, CSH, CDHTP, CBU 150" (3810)					
Color	Part No.	Color	Part No.	Color	Part No.	Color	Part No.	Color	Part No.
SW	18800140	EG	18606999	CO	19003500	SA	19007500	CY	NA
BZ	18606899	WB	18800150	CG	19004500	MSL	18861366	GM	NA
PB	18606799	EB	18800152	CC	19005500	MCP	18861364	MLB	NA
BN	18606699	CS	19000500	HS	19006500			SE	NA

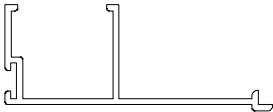
				<b>Jamb Filler, A1388</b> CUDHM 162" (4115)					
Color	Part No.	Color	Part No.	Color	Part No.	Color	Part No.	Color	Part No.
SW	18627025	EG	18627020	CO	18627075	SA	18627095	CY	18627065
BZ	18627015	WB	18627030	CG	18627080	MSL	18627045	GM	18627055
PB	18627010	EB	18627035	CC	18627085	MCP	18627040	MLB	18627050
BN	18627005	CS	18627070	HS	18627090			SE	18627060

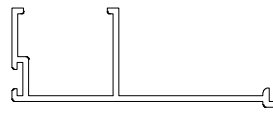
				<b>Jamb Filler, Single Hung, A1413</b> CUSHM 150" (3810)					
Color	Part No.	Color	Part No.	Color	Part No.	Part No.	Color	Color	Part No.
SW	18628598	EG	18628498	CO	19003656	19007656	SA	CY	18874032
BZ	18628398	WB	18628898	CG	19004656	18861330	MSL	GM	18874028
PB	18628298	EB	18628998	CC	19005656	18861328	MCP	MLB	18874026
BN	18628198	CS	19000656	HS	19006656			SE	18874022


				<b>Glazing Cap, A178</b> CMDHR 150" (3810)					
Color	Part No.	Color	Part No.	Color	Part No.	Color	Part No.	Color	Part No.
SW	18800380	EG	18607499	CO	19003600	SA	19007600	CY	NA
BZ	18607399	WB	18800390	CG	19004600	MSL	18861370	GM	NA
PB	18607299	EB	18800392	CC	19005600	MCP	18861368	MLB	NA
BN	18607199	CS	19000600	HS	19006600			SE	NA

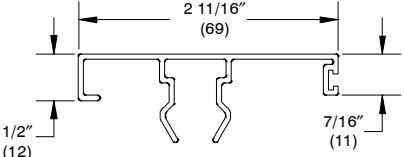
				<b>6" Mull Cover, A557</b> CMDHR 120" (3048) – PB, EG, SW, MSL, MCP 150" (3810) – WB, EB, CS, CO, CG, CC, HS, SA 160" (4064) – BZ					
Color	Part No.	Color	Part No.	Color	Part No.	Color	Part No.	Color	Part No.
SW	18539580	EG	18539570	CO	19003646	SA	19007646	CY	NA
BZ	18539560	WB	18800730	CG	19004646	MSL	18861158	GM	NA
PB	18539540	EB	18800732	CC	19005646	MCP	18861156	MLB	NA
BN	18539520	CS	19000646	HS	19006646			SE	NA

# ALUMINUM EXTRUSION PROFILES

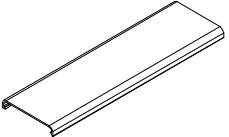
				<b>Jamb Filler, 2" Picture, A508</b> CMDHP 150" (3810) – SW, WB, EB, CS, CO, CG, CC, HS, SA, MSL, MCP 168" (4267) – PB, BZ, EG, SW*					
Color	Part No.	Color	Part No.	Color	Part No.	Color	Part No.	Color	Part No.
SW	18800560 18806499*	EG	18534499	CO	19003626	SA	19007626	CY	NA
BZ	18534399	WB	18800570	CG	19004626	MSL	18861298	GM	NA
PB	18534299	EB	18800572	CC	19005626	MCP	18861296	MLB	NA
BN	18534198	CS	19000626	HS	19006626			SE	NA

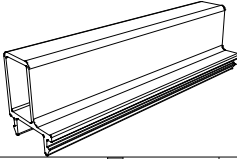
				<b>Jamb Filler, 1 3/4" Picture, A509</b> CMDHP 150" (3810) – SW, WB, EB, CS, CO, CG, CC, HS, SA, MSL, MCP 168" (4267) – PB, BZ, EG, SW*					
Color	Part No.	Color	Part No.	Color	Part No.	Color	Part No.	Color	Part No.
SW	18800580 18806599*	EG	18534999	CO	19003628	SA	19007628	CY	NA
BZ	18534899	WB	18800590	CG	19004628	MSL	18861302	GM	NA
PB	18534799	EB	18800592	CC	19005628	MCP	18861300	MLB	NA
BN	18534698	CS	19000628	HS	19006628			SE	NA

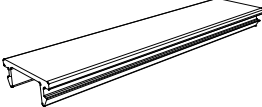
				<b>Stationary Sash Filler Cap, A510</b> CMSH 150" (3810)					
Color	Part No.	Color	Part No.	Color	Part No.	Color	Part No.	Color	Part No.
SW	18801984	EG	18536499	CO	19003630	SA	19007630	CY	NA
BZ	18536399	WB	18801988	CG	19004630	MSL	18861058	GM	NA
PB	18536299	EB	18801990	CC	19005630	MCP	18861056	MLB	NA
BN	18536199	CS	19000630	HS	19006630			SE	NA

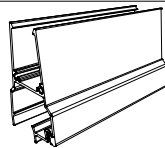
				<b>Cover, Hardware Track, A558</b> CMDH 150" (3810) ** 168" (4267)					
Color	Part No.	Color	Part No.	Color	Part No.	Color	Part No.	Color	Part No.
SW	18800740	EG	18539670	CO	19003648	SA	19007648	CY	NA
BZ	18539660	WB	18800750	CG	19004648	MSL**	18861170	GM	NA
PB	18539640	EB	18800752	CC	19005648	MCP**	18861168	MLB	NA
BN	18539620	CS	19000648	HS	19006648			SE	NA

# ALUMINUM EXTRUSION PROFILES

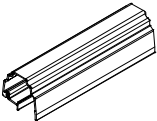
				<b>Edge Cover-Meeting Stile, A778</b> CSFD, CSPD 162" (4115) 190" (4826) **					
Color	Part No.	Color	Part No.	Color	Part No.	Color	Part No.	Color	Part No.
SW	18419998	EG	18419999	CO	19003860	SA	19007860	CY**	18873528
BZ	18419899	WB	18764599	CG	19004860	MSL**	18709737	GM**	18873524
PB	18419799	EB	18764699	CC	19005860	MCP**	18709738	MLB**	18873522
BN	18419699	CS	19000860	HS	19006860			SE**	18873526

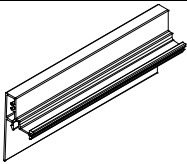
				<b>Mull Cover with Screen Stop, A776</b> CUIFD 166" (4216) 193" (4902) **					
Color	Part No.	Color	Part No.	Color	Part No.	Color	Part No.	Color	Part No.
SW	18757099	EG	18446004	CO	19003856	SA	19007856	CY**	18873520
BZ	18446003	WB	18757599	CG	19004856	MSL**	18709639	GM**	18873516
PB	18446002	EB	18757699	CC	19005856	MCP**	18709640	MLB**	18873514
BN	18446001	CS	19000856	HS	19006856			SE**	18873518

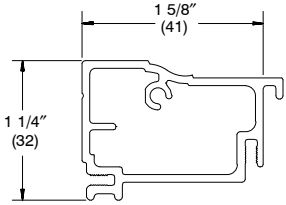
				<b>Mull Casing Cover, A775</b> CUIFD 192" (4919)					
Color	Part No.	Color	Part No.	Color	Part No.	Color	Part No.	Color	Part No.
SW	18709534	EG	18709528	CO	18709522	SA	18709532	CY	18873512
BZ	18709520	WB	18709536	CG	18709506	MSL	18709539	GM	18873508
PB	18709530	EB	18709526	CC	18709504	MCP	18709540	MLB	18873506
BN	18709518	CS	18709524	HS	18709514			SE	18873510

				<b>Mull Casing, A773</b> CUIFD 165" (4191)					
Color	Part No.	Color	Part No.	Color	Part No.	Color	Part No.	Color	Part No.
SW	18754099	EG	18443004	CO	19003852	SA	19007852	CY	18873504
BZ	18443003	WB	18754599	CG	19004852	MSL	18709437	GM	18873500
PB	18443002	EB	18754699	CC	19005852	MCP	18709438	MLB	18873498
BN	18443001	CS	19000852	HS	19006852			SE	18873502

# ALUMINUM EXTRUSION PROFILES

				<b>Astragal Cladding, A772</b> CUIFD, CFDT, CUSFD, CMIFD, CMIAFD 190" (4826)					
				<b>Color</b>	<b>Part No.</b>	<b>Color</b>	<b>Part No.</b>	<b>Color</b>	<b>Part No.</b>
SW	18709306	EG	18709330	CO	18709312	SA	18709318	CY	18873496
BZ	18709324	WB	18709336	CG	18709310	MSL	18709339	GM	18873492
PB	18709334	EB	18709328	CC	18709308	MCP	18709340	MLB	18873490
BN	18709322	CS	18709314	HS	18709316			SE	18873494

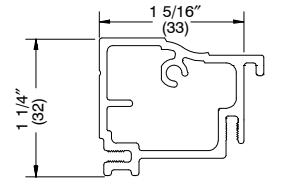
				<b>Mull Cap. Swinging Screen, A340</b> 166" (4216)					
				<b>Color</b>	<b>Part No.</b>	<b>Color</b>	<b>Part No.</b>	<b>Color</b>	<b>Part No.</b>
SW	18373308	EG	18373305	CO	19003822	SA	19007822	CY	18873440
BZ	18373304	WB	18373310	CG	19004822	MSL	18373202	GM	18873436
PB	18373303	EB	18373314	CC	19005822	MCP	18373203	MLB	18873434
BN	18373302	CS	19000822	HS	19006822			SE	18873438



**BMC, 1 5/8", A228**  
192" (4877)

Note: Must also use accessory kerf weather strip and connecting barb V087 – frame

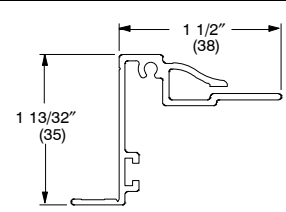
Color	Part No.	Color	Part No.	Color	Part No.	Color	Part No.	Color	Part No.
SW	18801500	EG	18612997	CS	19000412	HS	19006412	CY	18872262
BZ	18612897			CO	19003412	SA	19007412	GM	18872258
PB	18612797	WB	18801510	CG	19004412	MSL	18861026	MLB	18872256
BN	18612697	EB	18801512	CC	19005412	MCP	18861024	SE	18872260



**BMC, A898**  
144" (3658)  
192" (4877)\*\*

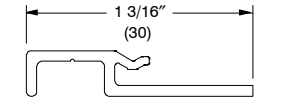
Note: Must also use accessory kerf weather strip and connecting barb V087 – frame

Color	Part No.	Color	Part No.	Color	Part No.	Color	Part No.	Color	Part No.
SW	18802170 18802142**	EG	18613744	CS	19000433	HS	19006433	CY	18872318
BZ	18613734 18613735**			CO	19003433	SA	19007433	GM	18872314
PB	18613724 18613725**	WB	18802173 18802144**	CG	19004433	MSL	18861078	MLB	18872264
BN	18613714 18613715**	EB	18802174 18802140**	CC	19005433	MCP	18861076	SE	18872268



**Adjustable Clad Brick Mould Casing, A130**  
150" (3810)

Color	Part No.	Color	Part No.	Color	Part No.	Color	Part No.	Color	Part No.
SW	18802205	EG	18601725	CS	19000162	HS	19006162	CY	18872936
BZ	18601720			CO	19003162	SA	19007162	GM	18872932
PB	18601710	WB	18802200	CG	19004162	MSL	18861018	MLB	18872930
BN	18601700	EB	18802220	CC	18601710	MCP	18861016	SE	18872934



**Sill Adapter, A129**  
150" (3810)  
Note: Use with A130

Color	Part No.	Color	Part No.	Color	Part No.	Color	Part No.	Color	Part No.
SW	18804599	EG	18601810	CS	19000160	HS	19006160	CY	18872928
BZ	18601800			CO	19003160	SA	19007160	GM	18872924
PB	18601790	WB	18804595	CG	19004160	MSL	18861010	MLB	18872922
BN	18601780	EB	18804598	CC	19005160	MCP	18861008	SE	18872926

# ALUMINUM EXTRUSION PROFILES

				<b>3 1/2" Flat Casing, A2754</b> 200" (5080)					
Color	Part No.	Color	Part No.	Color	Part No.	Color	Part No.	Color	Part No.
SW	19012925	EG	19012920	CS	19012950	HS	19012975	CY	18872880
BZ	19012915			CO	19012960	SA	19012980	GM	18872876
PB	19012910	WB	19012940	CG	19012965	MSL	19012990	MLB	18872874
BN	19012905	EB	19012945	CC	19012970	MCP	19012985	SE	18872878

				<b>4 1/2" Flat Casing, A1444</b> 200" (5080)					
Color	Part No.	Color	Part No.	Color	Part No.	Color	Part No.	Color	Part No.
SW	18814410	EG	18814408	CS	18814420	HS	18814432	CY	18872454
BZ	18814406			CO	18814426	SA	18814434	GM	18872450
PB	18814404	WB	18814416	CG	18814428	MSL	18861696	MLB	18872448
BN	18814402	EB	18814418	CC	18814430	MCP	18861698	SE	18872452

				<b>1 1/2" Flat Casing, A3069</b> 200" (5080)					
Color	Part No.	Color	Part No.	Color	Part No.	Color	Part No.	Color	Part No.
SW	18816420	EG	18816415	CS	18816435	HS	18816455	CY	18816490
BZ	18816405			CO	18816430	SA	18816460	GM	18816480
PB	18816400	WB	18816440	CG	18816450	MSL	18816465	MLB	18816475
BN	18816410	EB	18816425	CC	18816445	MCP	18816470	SE	18816475

				<b>Columbus Casing, A1440</b> 200" (5080)					
Color	Part No.	Color	Part No.	Color	Part No.	Color	Part No.	Color	Part No.
SW	18813925	EB	18813945	MSL	18813990				
BZ	18813915	CS	18813950	MCP	18813985				
PB	18813910	CO	18813960	CY	18872422				
BN	18813905	CG	18813965	GM	18872418				
EG	18813920	CC	18813970	MLB	18872416				
				HS	18813975	SE	18872420		
WB	18813940	SA	18813980						

	<b>Kinsley Casing, A1441</b>					
	200" (5080)					
	<b>Color</b>	<b>Part No.</b>	<b>Color</b>	<b>Part No.</b>	<b>Color</b>	<b>Part No.</b>
	SW	18814110	EB	18814118	MSL	18861214
	BZ	18814106	CS	18814120	MCP	18861212
	PB	18814104	CO	18814126	CY	18872430
	BN	18814102	CG	18814128	GM	18872426
	EG	18814108	CC	18814130	MLB	18872424
			HS	18814132	SE	18872428
	WB	18814116	SA	18814134		

	<b>Grayson Casing, A1442</b>					
	200" (5080)					
	<b>Color</b>	<b>Part No.</b>	<b>Color</b>	<b>Part No.</b>	<b>Color</b>	<b>Part No.</b>
	SW	18815410	EB	18815418	MSL	18861208
	BZ	18815406	CS	18815420	MCP	18861204
	PB	18815404	CO	18815426	CY	18872438
	BN	18815402	CG	18815428	GM	18872434
	EG	18815408	CC	18815430	MLB	18872432
			HS	18815432	SE	18872436
	WB	18815416	SA	18815434		

	<b>Thorton Casing, A1443</b>					
	Description					
	200" (5080)					
	<b>Color</b>	<b>Part No.</b>	<b>Color</b>	<b>Part No.</b>	<b>Color</b>	<b>Part No.</b>
	SW	18815536	EB	18815544	MSL	18861692
	BZ	18815532	CS	18815546	MCP	18861694
	PB	18815530	CO	18815552	CY	18872446
	BN	18815528	CG	18815554	GM	18872442
	EG	18815534	CC	18815556	MLB	18872440
			HS	18815558	SE	18872444
WB	18815542	SA	18815560			

	<b>Thorton Enclosed Casing, A1909</b>					
	Description					
	200" (5080)					
	<b>Color</b>	<b>Part No.</b>	<b>Color</b>	<b>Part No.</b>	<b>Color</b>	<b>Part No.</b>
	SW	18815608	CS	18815622	SE	18815634
	BZ	18815610	CO	18815624	GM	18815636
	PB	18815612	CG	18815626	CY	18815638
	BN	18815614	CC	18815628	MSL	18815640
	EG	18815616	HS	18815630	MCP	18815642
	WB	18815618	SA	18815632	MLB	18815644
EB	18815620					

\* Available for a limited time.

	<b>Ridgeland Casing, A1446</b> 200" (5080)					
	<b>Color</b>	<b>Part No.</b>	<b>Color</b>	<b>Part No.</b>	<b>Color</b>	<b>Part No.</b>
	SW	18815452	EB	18815460	MSL	18861232
	BZ	18815448	CS	18815462	MCP	18861228
	PB	18815446	CO	18815468	CY	18872470
	BN	18815444	CG	18815470	GM	18872466
	EG	18815450	CC	18815472	MLB	18872464
			HS	18815474	SE	18872468
	WB	18815458	SA	18815476		

	<b>Ridgeland Enclosed Casing, A2881</b> 200" (5080)					
	<b>Color</b>	<b>Part No.</b>	<b>Color</b>	<b>Part No.</b>	<b>Color</b>	<b>Part No.</b>
	SW	18815568	CS	18815582	SE	18815594
	BZ	18815570	CO	18815584	GM	18815596
	PB	18815572	CG	18815586	CY	18815598
	BN	18815574	CC	18815588	MSL	18815600
	EG	18815576	HS	18815590	MCP	18815602
	WB	18815578	SA	18815592	MLB	18815604
	EB	18815580				

	<b>Stratton Casing, A1449</b> 200" (5080)					
	<b>Color</b>	<b>Part No.</b>	<b>Color</b>	<b>Part No.</b>	<b>Color</b>	<b>Part No.</b>
	SW	18814910	EB	18814918	MSL	18861240
	BZ	18814906	CS	18814920	MCP	18861236
	PB	18814904	CO	18814926	CY	18872494
	BN	18814902	CG	18814928	GM	18872490
	EG	18814908	CC	18814930	MLB	18872488
			HS	18814932	SE	18872492
	WB	18814916	SA	18814934		

	<b>Stratton Enclosed Casing, A2366</b> 200" (5080)					
	<b>Color</b>	<b>Part No.</b>	<b>Color</b>	<b>Part No.</b>	<b>Color</b>	<b>Part No.</b>
	SW	18815648	CS	18815662	SE	18815674
	BZ	18815650	CO	18815664	GM	18815676
	PB	18815652	CG	18815666	CY	18815678
	BN	18815654	CC	18815668	MSL	18815680
	EG	18815656	HS	18815670	MCP	18815682
	WB	18815658	SA	18815672	MLB	18815684
	EB	18815660				

\* Available for a limited time.



	<b>Potter Trim Casing, A1445</b> 200" (5080)					
	<b>Color</b>	<b>Part No.</b>	<b>Color</b>	<b>Part No.</b>	<b>Color</b>	<b>Part No.</b>
	SW	18815494	EB	18815502	MSL	18861054
	BZ	18815490	CS	18815504	MCP	18861052
	PB	18815499	CO	18815510	CY	18872462
	BN	18815486	CG	18815512	GM	18872458
	EG	18815492	CC	18815514	MLB	18872456
			HS	18815516	SE	18872460
	WB	18815500	SA	18815518		

	<b>CBMC Subsill, A246</b> 192" (4877)									
	<b>Color</b>	<b>Part No.</b>	<b>Color</b>	<b>Part No.</b>	<b>Color</b>	<b>Part No.</b>	<b>Color</b>	<b>Part No.</b>	<b>Color</b>	<b>Part No.</b>
	SW	18601540	EG	18615099	CS	19000150	HS	19006150	CY	18872270
	BZ	18614999			CO	19003150	SA	19007150	GM	18872266
	PB	18614899	WB	18801550	CG	19004150	MSL	18861090	MLB	18872264
BN	18614799	EB	18801552	CC	19005150	MCP	18861088	SE	18872268	


	<b>Subsill, A1450</b> 200" (5080)					
	<b>Color</b>	<b>Part No.</b>	<b>Color</b>	<b>Part No.</b>	<b>Color</b>	<b>Part No.</b>
	SW	18815010	EB	18815018	MSL	18861642
	BZ	18815006	CS	18815020	MCP	18861640
	PB	18815004	CO	18815026	CY	18872510
	BN	18815002	CG	18815028	GM	18872506
	EG	18815008	CC	18815030	MLB	18872504
			HS	18815032	SE	18872508
	WB	18815016	SA	18815034		

	<b>Simulated Thick Sill, A217</b> 200" (5080)									
	<b>Color</b>	<b>Part No.</b>	<b>Color</b>	<b>Part No.</b>	<b>Color</b>	<b>Part No.</b>	<b>Color</b>	<b>Color</b>	<b>Part No.</b>	
	SW	18801968	EG	18565499	CO	19003316	19007316	SA	CY	18872238
	BZ	18565399	WB	18801978	CG	19004316	18861658	MSL	GM	18872234
	PB	18565299	EB	18801972	CC	19005316	18861656	MCP	MLB	18872232
BN	18565199	CS	19000316	HS	19006316			SE	18872236	

	<b>Sub sill, A1451</b>					
	Description 200" (5080)					
	<b>Color</b>	<b>Part No.</b>	<b>Color</b>	<b>Part No.</b>	<b>Color</b>	<b>Part No.</b>
	SW	18815110	EB	18815118	MSL	18861646
	BZ	18815106	CS	18815120	MCP	18861644
	PB	18815104	CO	18815126	CY	18872518
	BN	18815102	CG	18815128	GM	18872514
	EG	18815108	CC	18815130	MLB	18872512
			HS	18815131	SE	18872516
WB	18815116	SA	18815134			

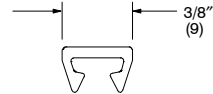
	<b>Sub sill, A1452</b>					
	Description 200" (5080)					
	<b>Color</b>	<b>Part No.</b>	<b>Color</b>	<b>Part No.</b>	<b>Color</b>	<b>Part No.</b>
	SW	18815210	EB	18815218	MSL	18861648
	BZ	18815206	CS	18815220	MCP	18861650
	PB	18815204	CO	18815226	CY	18872526
	BN	18815202	CG	18815228	GM	18872522
	EG	18815208	CC	18815230	MLB	18872520
			HS	18815231	SE	18872524
WB	18815216	SA	18815234			

	<b>Sub sill, A1453</b>				<b>Sub sill, A1453</b>	
	Description 200" (5080)				Description 200" (5080)	
	<b>Color</b>	<b>Part No.</b>	<b>Color</b>	<b>Part No.</b>	<b>Color</b>	<b>Part No.</b>
	SW	18815310	EB	18815318	MSL	18861652
	BZ	18815306	CS	18815320	MCP	18861654
	PB	18815304	CO	18815326	CY	188725534
	BN	18815302	CG	18815328	GM	18872530
	EG	18815308	CC	18815330	MLB	18872528
			HS	18815332	SE	18872532
WB	18815316	SA	18815334			



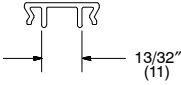
**Exterior Frame Trim, A148**  
 A148 is only applied to the entire perimeter of an assembly when there are both vertical and horizontal space mulls or stud pockets. Otherwise only used on the end of space mulls or stud pockets.  
 150" (3810)  
 Note: Must also use accessory kerf weather strip – frame

Color	Part No.	Color	Part No.	Color	Part No.	Color	Part No.	Color	Part No.
SW	18801440	EG	15224840	CS	19000138	HS	19006138	CL	18872166
BZ	15224830			CO	19003138	SA	19007138	GM	18872162
PB	15224820	WB	18801450	CG	19004138	MSL	18861660	MLB	18872160
BN	15224810	EB	18801452	CC	19005138	MCP	18861662	SE	18872164



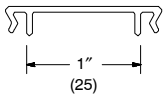
**Mull Clip, A104**  
 Description  
 150" (3810)

Color	Part No.	Color	Part No.	Color	Part No.	Color	Part No.	Color	Part No.
SW	18800840	EG	18600599	CS	19000102	HS	19006102	CL	18872014
BZ	18600499			CO	19003102	SA	19007102	GM	18872010
PB	18600399	WB	18800850	CG	19004102	MSL	18861122	MLB	18872008
BN	18600299	EB	18800852	CC	19005102	MCP	18861120	SE	18872012



**3/8" Mull Cover, A117**  
 150" (3810)  
 Note: Must also use accessory kerf weather strip – frame

Color	Part No.	Color	Part No.	Color	Part No.	Color	Part No.	Color	Part No.
SW	18800980	EG	18601440	CS	19000122	HS	19006122	CL	18872086
BZ	18601430			CO	19003122	SA	19007122	GM	18872082
PB	18601420	WB	18800990	CG	19004122	MSL	18861146	MLB	18872080
BN	18601410	EB	18800992	CC	19005122	MCP	18861144	SE	18872084



**1" Mull Cover, A111**  
 150" (3810)  
 Note: Must also use accessory kerf weather strip – frame

Color	Part No.	Color	Part No.	Color	Part No.	Color	Part No.	Color	Part No.
SW	18800880	EG	18600640	CS	19000112	HS	19006112	CL	18872046
BZ	18600630			CO	19003112	SA	19007112	GM	18872042
PB	18600620	WB	18800890	CG	19004112	MSL	18861134	MLB	18872040
BN	18600610	EB	18800892	CC	19005112	MCP	18861132	SE	18872044

# ALUMINUM EXTRUSION PROFILES

				<b>2" Mull Cover, A112</b> 150" (3810) Note: Must also use accessory kerf weather strip – frame					
Color	Part No.	Color	Part No.	Color	Part No.	Color	Part No.	Color	Part No.
SW	18800900	EG	18600690	CS	19000114	HS	19006114	CL	18872054
BZ	18600680			CO	19003114	SA	19007114	GM	18872050
PB	18600670	WB	18800910	CG	19004114	MSL	18861138	MLB	18872048
BN	18600660	EB	18800912	CC	19005114	MCP	18861136	SE	18872052

				<b>3" Mull Cover, A113</b> 150" (3810) Note: Must also use accessory kerf weather strip – frame					
Color	Part No.	Color	Part No.	Color	Part No.	Color	Part No.	Color	Part No.
SW	18800920	EG	18600740	CS	19000116	HS	19006116	CL	18872062
BZ	18600730			CO	19003116	SA	19007116	GM	18872058
PB	18600720	WB	18800930	CG	19004116	MSL	18861142	MLB	18872056
BN	18600710	EB	18800932	CC	19005116	MCP	18861140	SE	18872060

				<b>4" Mull Cover, A114</b> 150" (3810) Note: Must also use accessory kerf weather strip – frame					
Color	Part No.	Color	Part No.	Color	Part No.	Color	Part No.	Color	Part No.
SW	18800940	EG	18600790	CS	19000118	HS	19006118	CL	18872070
BZ	18600780			CO	19003118	SA	19007118	GM	18872066
PB	18600770	WB	18800950	CG	19004118	MSL	18861150	MLB	18872064
BN	18600760	EB	18800952	CC	19005118	MCP	18861148	SE	18872068

				<b>6" Mull Cover, A116</b> 150" (3810) Note: Must also use accessory kerf weather strip – frame					
Color	Part No.	Color	Part No.	Color	Part No.	Color	Part No.	Color	Part No.
SW	18800960	EG	18600835	CS	19000120	HS	19006120	CL	18872078
BZ	18600830			CO	19003120	SA	19007120	GM	18872074
PB	18600820	WB	18800970	CG	19004120	MSL	18861154	MLB	18872072
BN	18600810	EB	18800972	CC	19005120	MCP	18861152	SE	18872076

# ALUMINUM EXTRUSION PROFILES

				<b>1" Mull Expander, A118</b> With off-set mounting tabs 150" (3810)					
Color	Part No.	Color	Part No.	Color	Part No.	Color	Part No.	Color	Part No.
SW	18801000	EG	18601640	CS	19000124	HS	19006124	CL	18872952
BZ	18601630			CO	19003124	SA	19007124	GM	18872948
PB	18601620	WB	18801010	CG	19004124	MSL	18861254	MLB	18872946
BN	18601610	EB	18801012	CC	19005124	MCP	18861252	SE	18872092

				<b>1" Mull Expander, A107</b> 150" (3810)					
Color	Part No.	Color	Part No.	Color	Part No.	Color	Part No.	Color	Part No.
SW	18801400	EG	18601340	CS	19000104	HS	19006104	CL	18874024
BZ	18601330			CO	19003104	SA	19007104	GM	18874020
PB	18601320	WB	18801410	CG	19004104	MSL	18861250	MLB	18874018
BN	18601310	EB	18801412	CC	19005104	MCP	18861248	SE	18874022

				<b>2" Mull Expander, A108</b> 150" (3810)					
Color	Part No.	Color	Part No.	Color	Part No.	Color	Part No.	Color	Part No.
SW	18601395	EG	18601390	CS	19000106	HS	19006106	CL	18872022
BZ	18601380			CO	19003106	SA	19007106	GM	18872018
PB	18601370	WB	18601397	CG	19004106	MSL	18861262	MLB	18872016
BN	18601360	EB	18601393	CC	19005106	MCP	18861260	SE	18872020

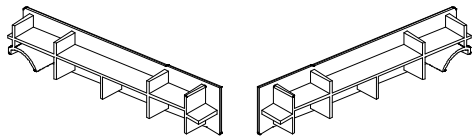
				<b>2" Frame Expander, A110</b> 150" (3810) Note: Must also use accessory kerf weather strip – frame					
Color	Part No.	Color	Part No.	Color	Part No.	Color	Part No.	Color	Part No.
SW	18601099	EG	18601090	CS	19000110	HS	19006110	CY	18872038
BZ	18601080			CO	19003110	SA	19007110	GM	18872034
PB	18601070	WB	18601101	CG	19004110	MSL	18861258	MLB	18872032
BN	18601060	EB	18801432	CC	19005110	MCP	18861256	SE	18872036

				<b>3" Frame Expander, A109</b> 150" (3810) Note: Must also use accessory kerf weather strip – frame					
Color	Part No.	Color	Part No.	Color	Part No.	Color	Part No.	Color	Part No.
SW	18800860	EG	18601040	CS	19000108	HS	19006108	CY	18872030
BZ	18601030			CO	19003108	SA	19007108	GM	18872026
PB	18601020	WB	18800870	CG	19004108	MSL	18861266	MLB	18872024
BN	18601010	EB	18800872	CC	19005108	MCP	18861264	SE	18872028

\* Available for a limited time.

				<b>90 Degree Frame Expander, A120</b> 150" (3810)					
Color	Part No.	Color	Part No.	Color	Part No.	Color	Part No.	Color	Part No.
SW	18801013	BZ	18601230	PB	18601220	BN	18601210	EG	18601240

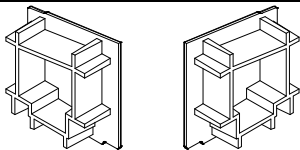
				<b>Extender, Jamb Extension, A126</b> 150" (3810) Note: Must also use accessory kerf weather strip – frame					
Color	Part No.	Color	Part No.	Color	Part No.	Color	Part No.	Color	Part No.
SW	18714099	BZ	18601280	PB	18601270	BN	18601260	EG	18601290
CL	18872134	GM	18872130	MLB	18872128	SE	18872132		



**Subsill End Cap for A1453**

Right Hand or Left Hand. Each part number contains one cap.  
 \*Note: MCP uses BN part number, MSL uses CU part number.

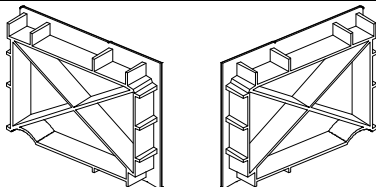
Color	RH Part #	LH Part #	Color	RH Part #	LH Part #	Color	RH Part #	LH Part #
SW	18812310	18812311	EB	18812318	18812319	*MSL	18812322	18812323
BZ	18812306	18812307	CS	18812320	18812321	*MCP	18812302	18812303
PB	18812304	18812305	CO	18812326	18812327	CY	18812348	18812350
BN	18812302	18812303	CG	18812328	18812329	GM	18812344	18812346
EG	18812308	18812309	CC	18812330	18812331	MLB	18812340	18812342
			HS	18812332	18812333	SE	18812352	18812354
WB	18812316	18812317	SA	18812334	18812335			



**Subsill End Cap for A217**

Right Hand or Left Hand. Each part number contains one cap.  
 \*Note: MCP uses BN part number, MSL uses CU part number.

Color	RH Part #	LH Part #	Color	RH Part #	LH Part #	Color	RH Part #	LH Part #
SW	18812110	18812111	EB	18812118	18812119	*MSL	18812122	18812123
BZ	18812106	18812107	CS	18812120	18812121	*MCP	18812102	18812103
PB	18812104	18812105	CO	18812126	18812127	CY	18812144	18812145
BN	18812102	18812103	CG	18812128	18812129	GM	18812142	18812143
EG	18812108	18812109	CC	18812130	18812131	MLB	18812140	18812141
			HS	18812132	18812133	SE	18812146	18812147
WB	18812116	18812117	SA	18812134	18812135			



**Subsill End Cap for A1452**

Right Hand or Left Hand. Each part number contains one cap.  
 \*Note: MCP uses BN part number, MSL uses CU part number.

Color	RH Part #	LH Part #	Color	RH Part #	LH Part #	Color	RH Part #	LH Part #
SW	18812210	18812211	EB	18812218	18812219	*MSL	18812222	18812223
BZ	18812206	18812207	CS	18812220	18812221	*MCP	18812202	18812203
PB	18812204	18812205	CO	18812226	18812227	CY	18812244	18812245
BN	18812202	18812203	CG	18812228	18812229	GM	18812242	18812243
EG	18812208	18812209	CC	18812230	18812231	MLB	18812240	18812241
			HS	18812232	18812233	SE	18812246	18812247
WB	18812216	18812217	SA	18812234	18812235			

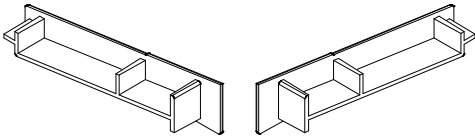
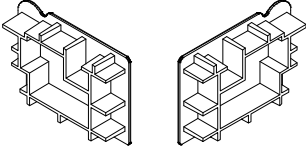
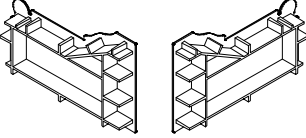
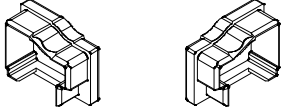
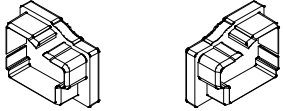
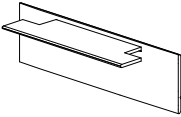
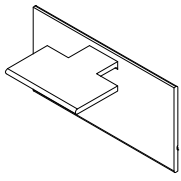
		<p><b>Subsill End Cap for A1450</b>                  Right Hand or Left Hand. Each part number contains one cap.                  *Note: MCP uses BN part number, MSL uses CU part number.</p>							
Color	RH Part #	LH Part #	Color	RH Part #	LH Part #	Color	RH Part #	LH Part #	
SW	18812410	18812411	EB	18812418	18812419	*MSL	18812422	18812423	
BZ	18812406	18812407	CS	18812420	18812421	*MCP	18812402	18812403	
PB	18812404	18812405	CO	18812426	18812427	CY	18812444	18812445	
BN	18812402	18812403	CG	18812428	18812429	GM	18812442	18812443	
EG	18812408	18812409	CC	18812430	18812431	MLB	18812440	18812441	
			HS	18812432	18812433	SE	18812446	18812447	
WB	18812416	18812417	SA	18812434	18812435				

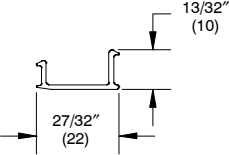
ILLUSTRATION NOT TO SCALE	DESCRIPTION	COLOR	PART NO.
	<p><b>Casing End Cap for A1442</b>                      Right Hand or Left Hand.                      Each part number contains one cap.</p>	RH BG LH BG	10500370 10500371
	<p><b>Casing End Cap for A1440</b>                      Right Hand or Left Hand.                      Each part number contains one cap.</p>	RH BG LH BG	10500372 10500373
	<p><b>CBMC End Plug</b>                      For Doors</p>	BG RH BG LH BZ RH BZ LH	16218005 16218006 16218007 16218008
	<p><b>End Plug for Radius BMC</b>                      For Doors</p>	RH BG RH BZ LH BG LH BZ	10500273 10500275 10500274 10500276

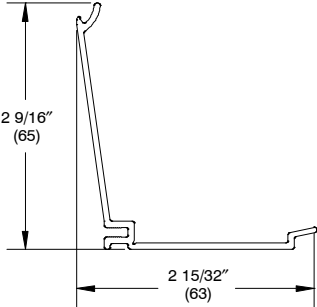
	<p><b>Clad Flat Casing End Cap, for A247</b>                      3 11/64" (81)</p>							
	Color	Part No.	Color	Part No.	Color	Part No.	Color	Part No.
	SW	18723099			CG	19004153	MCP	19008164
	BZ	18615403	WB	18723599	CC	19005153	CY	18872278
	PB	18615303	EB	18723699	HS	19006153	GM	18872274
	BN	18615203	CS	19000153	SA	19007153	MLB	18872272
	EG	18615503	CO	19003153	MSL	19002161	SE	18872276

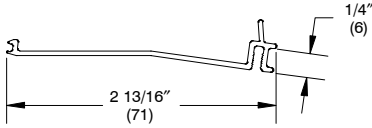
\* Available for a limited time.

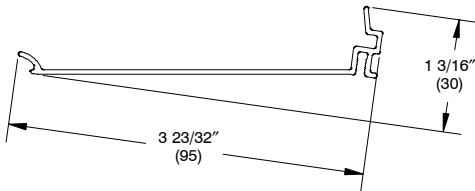


	<b>Clad Flat Casing End Cap, A247</b> 1 5/32" (30)							
	<b>Color</b>	<b>Part No.</b>	<b>Color</b>	<b>Part No.</b>	<b>Color</b>	<b>Part No.</b>	<b>Color</b>	<b>Part No.</b>
	SW	18816720			CG	18816770	MCP	18816790
	BZ	18816710	WB	18816725	CC	18816775	CY	18816750
	PB	18816705	EB	18816730	HS	18816780	GM	18816740
	BN	18816700	CS	18816755	SA	18816785	MLB	18816735
	EG	18816715	CO	18816765	MSL	18816760	SE	18816745

	<b>Subsill Lineal Cap, A1462</b> For A217 Subsill 200" (5080)					
	<b>Color</b>	<b>Part No.</b>	<b>Color</b>	<b>Part No.</b>	<b>Color</b>	<b>Part No.</b>
	SW	18816210	EB	18816218	MSL	18861070
	BZ	18816206	CS	18816220	MCP	18861068
	PB	18816204	CO	18816226	CL	18872558
	BN	18816202	CG	18816228	GM	18872554
	EG	18816208	CC	18816230	MLB	18872552
			HS	18816232	SE	18872556
	WB	18816216	SA	18816234		

	<b>Subsill Lineal Cap, A1460</b> For A1452 Subsill 200" (5080)					
	<b>Color</b>	<b>Part No.</b>	<b>Color</b>	<b>Part No.</b>	<b>Color</b>	<b>Part No.</b>
	SW	18816010	EB	18816018	MSL	18861066
	BZ	18816006	CS	18816020	MCP	18861064
	PB	18816004	CO	18816026	CL	18872550
	BN	18816002	CG	18816028	GM	18872546
	EG	18816008	CC	18816030	MLB	18872544
			HS	18816032	SE	18872548
	WB	18816016	SA	18816034		

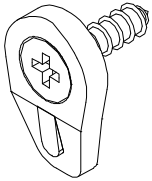
	<b>Subsill Lineal Cap, A1463</b> For A1450 Subsill 200" (5080)					
	<b>Color</b>	<b>Part No.</b>	<b>Color</b>	<b>Part No.</b>	<b>Color</b>	<b>Part No.</b>
	SW	18816310	EB	18816318	MSL	18861074
	BZ	18816306	CS	18816320	MCP	18861072
	PB	18816304	CO	18816326	CL	18872566
	BN	18816302	CG	18816328	GM	18872562
	EG	18816308	CC	18816330	MLB	18872560
			HS	18816332	SE	18872564
	WB	18816316	SA	18816334		

	<b>Subsill Lineal Cap, A1458</b> For A1453 Subsill 200" (5080)					
	<b>Color</b>	<b>Part No.</b>	<b>Color</b>	<b>Part No.</b>	<b>Color</b>	<b>Part No.</b>
	SW	18815810	EB	18815818	MSL	18861062
	BZ	18815806	CS	18815820	MCP	18861060
	PB	18815804	CO	18815826	CL	18872542
	BN	18815802	CG	18815828	GM	18872538
	EG	18815808	CC	18815830	MLB	18872536
			HS	18815832	SE	18872540
	WB	18815816	SA	18815834		

**ENERGY PANEL AND COMBINATION PARTS**

Energy panels and combination units are attached with the current style turn buttons. Discontinued black turn buttons have been replaced by brown

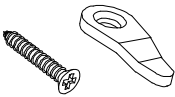
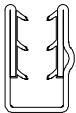
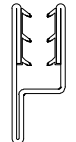
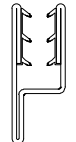
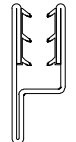
When ordering energy panels parts specify quantity, part number, color and description.

ILLUSTRATION <i>NOT TO SCALE</i>	DESCRIPTION
	<p><b>Turn Button</b> All turn buttons include a #8x3/4" SS full thread screw</p>

Color	Each	Pkg of 8	Pkg of 50	Pkg of 100
SW	11869294	11869454	11869314	11869320
Clear	11869309	11869455	11869315	11869321
Pebble	11869292	11869452	11869312	11869318
Bronze	11869291	11869451	11869311	11869317
Brown	11869293	11869453	11869313	11869319
Arctic White*	11869290	11869450	11869310	11869316

\* Available for a limited time.

NOTE: Energy panels for UDH, USH, MDH, MSH, MTH, UGL are attached with metal turn buttons. When ordering replacement parts specify size, color of surround and glass type.

ILLUSTRATION <i>NOT TO SCALE</i>	DESCRIPTION	COLOR	PART NO.
	<p><b>Turn Button</b> <i>with #4" x 3/4" screw (11800334)</i></p>	metal	02580411
	<p><b>Energy Panel Surround, Aluminum Profile</b> A155 Stile and bottom rail For single strength glass – 3/32" (2) Available in 150" (3810) length</p>	SW	15246299
		BZ	15243399
		PB	15243299
		BN	15243199
	<p><b>Energy Panel Surround, Aluminum Profile</b> A157 Stile and bottom rail For double strength glass – 1/8" (3) Available in 150" (3810) length</p>	SW	15246199
		BZ	15244299
		PB	15244199
		BN	15244099
	<p><b>Energy Panel Surround, Aluminum Profile</b> A156 Top rail For single strength glass – 3/32" (2) Available in 150" (3810) length</p>	SW	15246099
		BZ	15243799
		PB	15243699
		BN	15243599
	<p><b>Energy Panel Surround, Aluminum Profile</b> A158 Top rail For double strength glass – 1/8" (3) Available in 150" (3810) length</p>	SW	15246399
		BZ	15244799
		PB	15244699
		BN	15244599

When ordering obsolete replacement installation accessories specify:

1. part number;
2. description;
3. length (if applicable).

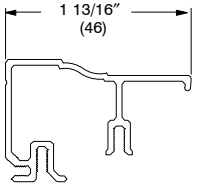
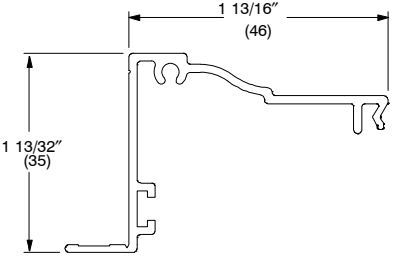

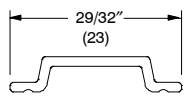

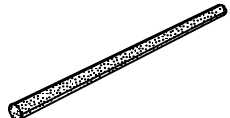
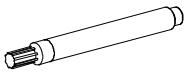
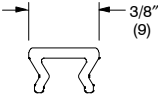
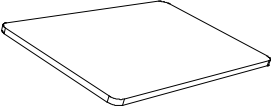


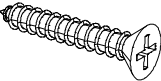
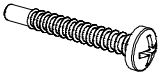
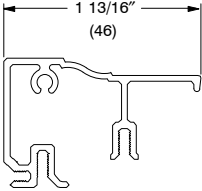
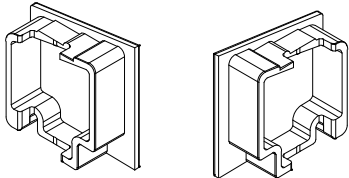

ILLUSTRATION <i>NOT TO SCALE</i>	DESCRIPTION	COLOR	PART NO.
	<p><b>Clad Brick Mould Casing – Head Jamb</b> A233</p> <p>NOTE: Must also use accessory kerf weather strip – frame.</p>		<p>NA</p> <p>Replace with A232</p>
	<p><b>Clad Brick Mould Casing</b> A128</p>		<p>NA</p>
	<p><b>Drip Cap (Aluminum Flashing)</b> A101</p>		<p>NA</p>
	<p><b>Mullion Cap</b> A322</p>		<p>NA</p> <p>Replace with A334</p>
	<p><b>Installation Bracket – 3\"</b> MISC 049</p>		<p>NA</p>
	<p><b>Accessory Kerf Weather Strip – Subsill</b> MISC 1245</p>		<p>NA</p>

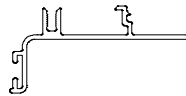
ILLUSTRATION NOT TO SCALE	DESCRIPTION	COLOR	PART NO.
	<b>Clad Touch Up Paint – Pen</b> .3 oz.		NA
	<b>Mullion Cap</b> A105 For clad Round Top units only  NOTE: Must also use accessory kerf weather strip – frame.	BZ BN PB WH EG	NA replace with A104
	<b>End Cap – Clad Brick Mould Casing</b> MISC 1252 With adhesive tape. For door units	Mill Finish	NA
	<b>Nailing Fin – Head Jamb and Jamb – Clad Brick Mould Casing</b> V081  144" (3658)	BG	(16000597) NA
	<b>Nailing Fin – Sill and Subsill – Clad Brick Mould Casing</b> V084  144" (3658)	BG	16217299
	<b>Screw – Head Jamb to Jamb – Clad Brick Mould Casing</b> #8x1 1/4" Phillips flathead screw	ZYD	11808116
	<b>Screw – Subsill to Jamb – Clad Brick Mould Casing</b> #8x1 1/4" Phillips panhead lead point screw	ZYD	11800825
	<b>Clad Brick Mould Casing</b> A232  192" (4877)  NOTE: Must also use accessory kerf weather strip – frame.	BZ WH BN PB EG	NA replace with A228 or A898
 Left Hand      Right Hand	<b>Simulated Thick Sill – End Plug</b>  NOTE: For use with A217 simulated thick sill. Order current End plug for A217.		NA

**ORDERING REPLACEMENT ALUMINUM PROFILES**

	<b>Clad</b>
Primary Sash Astragal Cap, CFCM	A215
Jamb Filler, CUDHP	A199



A215 Primary Sash  
Astragal  
Cap, CFCM



A199 – Jamb  
Filler, CUDHP

**TO ORDER REPLACEMENT PARTS**

When ordering replacement parts specify:

1. profile number;
2. rough opening;
3. length;
4. color.