

Clad Magnum Tilt-Turn/Hopper

- Unit Features..... 1
- Standard Divided Lites 2
- Optional Interior Square Simulated Divided Lites..... 3
- Minimum and Maximum Measurements / Certified Sizes and Ratings 4
- Unit Operation 5
- Measurement Conversions 6
- Section Details: Operating..... 7
- Section Details: Casing Options..... 8
- Section Details: Mullions 9

Clad Magnum Tilt-Turn/Hopper

Unit Features

Clad Magnum Tilt-Turn: CMTT

Clad Magnum Hopper: CMHOP

Frame:

- Frame thickness: 3 1/16" (78).
- Sill thickness: 1 11/16" (43).
- Frame width: 2 13/32" (61), 4 9/16" (116).

Sash:

- Sash, Stile and Rail thickness: 2 1/4" (57).
- Interior glazed.

Hardware:

- Tilt-Turn: Multi-point locking hardware with Bronze pistol grip handle.
 - Optional Hardware Color: White, Satin Chrome, Solid Brass, Bronze keyed or White keyed handle.
 - Optional Features: turn restrictor, security key or additional scissor stay.
- Tilt-Turn Keyed Stationary: Key operated lock allows authorized swing only.
- Hopper: Bronze pistol grip handle.
 - Optional Hardware Color: White, Satin Chrome, or Solid Brass.
 - Tilt Stay - Limiter on Hopper.

Weather Strip:

- Weather Strip: Resilient leaf type gasket. Color: Black.

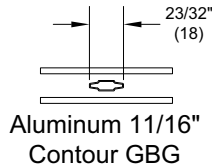
Glass and Glazing:

- Glazing Seal: Silicone glazed.
- Glazing Type: Clear glass, optional glass types: Low E2 Argon, Low E3 Argon, Laminated, Tempered, Obscure, Bronze tint, Gray tint, and Reflective Bronze.
- Optional Glazing available: Low E1 Argon, Low E3 Argon, 1" Tripane Low E1 outer piece and Low E1 Argon inner piece, 1" Tripane Low E2 outer piece and Low E2 Krypton-Argon inner piece, 1" Tripane Low E3 outer piece and Low E1 Krypton-Argon, clear, tints, tempered, obscure and others.
- Insulating glass will be altitude adjusted with capillary tubes for higher elevations.

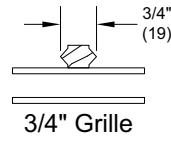
Standard Divided Lites



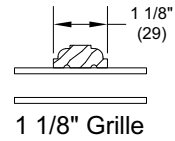
Insulating Glass



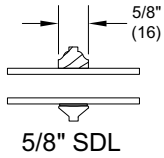
Aluminum 11/16"
Contour GBG



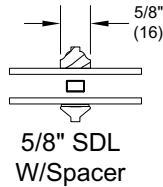
3/4" Grille



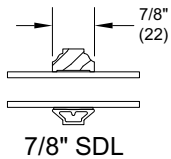
1 1/8" Grille



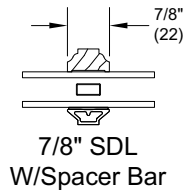
5/8" SDL



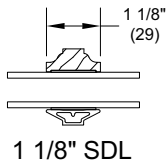
5/8" SDL
W/Spacer



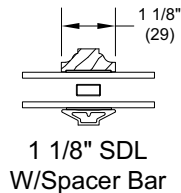
7/8" SDL



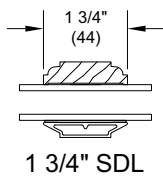
7/8" SDL
W/Spacer Bar



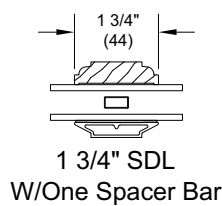
1 1/8" SDL



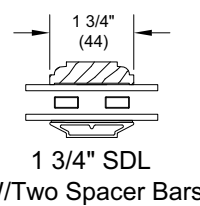
1 1/8" SDL
W/Spacer Bar



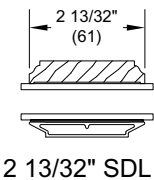
1 3/4" SDL



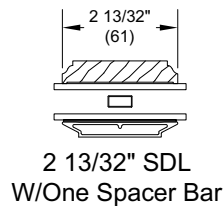
1 3/4" SDL
W/One Spacer Bar



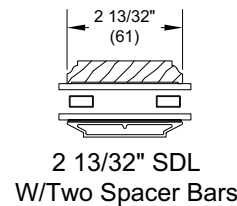
1 3/4" SDL
W/Two Spacer Bars



2 13/32" SDL

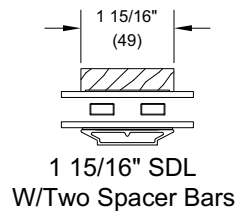
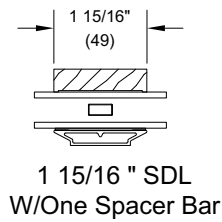
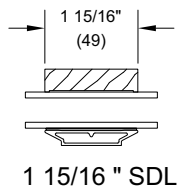
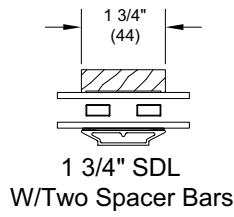
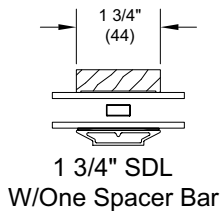
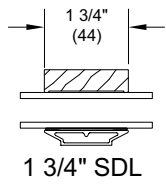
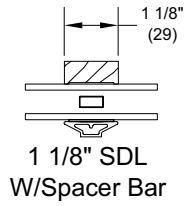
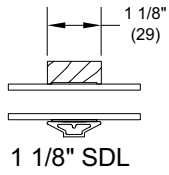
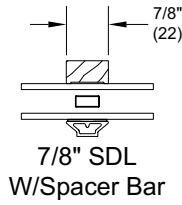
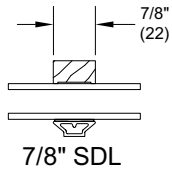
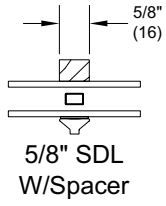
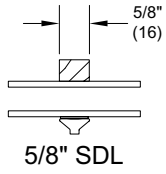


2 13/32" SDL
W/One Spacer Bar



2 13/32" SDL
W/Two Spacer Bars

Optional Interior Square Simulated Divided Lites



Minimum and Maximum Measurements / Certified Sizes and Ratings

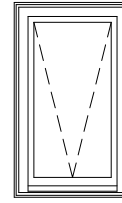
Minimum and Maximum Guidelines									
Unit Type		Min Frame Size Unit				Max Frame Size Unit			
		Width		Height		Width		Height	
		in	mm	in	mm	in	mm	in	mm
Magnum Hopper	Insulating Glass 3/4" (19) or 1" (25)	23	(584)	19 1/2	(495)	71	(1803)	59 1/2	(1511)

Product	Air Tested to psf	Water Tested to psf	Structural Tested to psf	Certification Rating	Design Pressure (DP)	Max Overall Width		Max Overall Height	
						in	mm	in	mm
Clad Magnum Hopper	1.57	6.06	60.19	CW-PG40-AP	40	65	(1651)	49	(1245)
Clad Magnum Tilt Turn	1.57	6.06	60.19	CW-PG40-DAW	40	49	(1245)	73	(1854)


Product	Air Tested to psf	Water Tested to psf	Wind Load Resistance to psf	Certification Rating	Design Pressure (DP)	Max Overall Width		Max Overall Height	
						in	mm	in	mm
Clad Magnum Inswing Casement	1.57	4.18	62.66	CW-PG40-C	40	49	(1245)	73	(1854)

Unit Operation

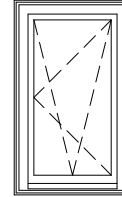
Tilt-Turn Handle Location			
Frame Size Height 2 13/32" Jamb Unit		Handle Height from Bottom of Sash	
24" - 27 7/8"	(610-708)	7 7/16"	(189)
27 15/16" - 35 3/4"	(710 - 908)	11 1/16"	(281)
35 13/16" - 43 5/8"	(910 - 1108)	17"	(432)
43 11/16" - 51 1/2"	(1110 - 1308)	20 15/16"	(532)
51 9/16" - 75 1/8"	(1310 - 1908)	22 7/8"	(581)
75 3/16" - 96"	(1910 - 2489)	40 1/16"	(1018)



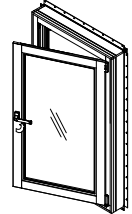
Hopper



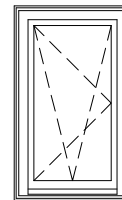
Tilt position



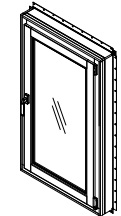
Left



Turn position

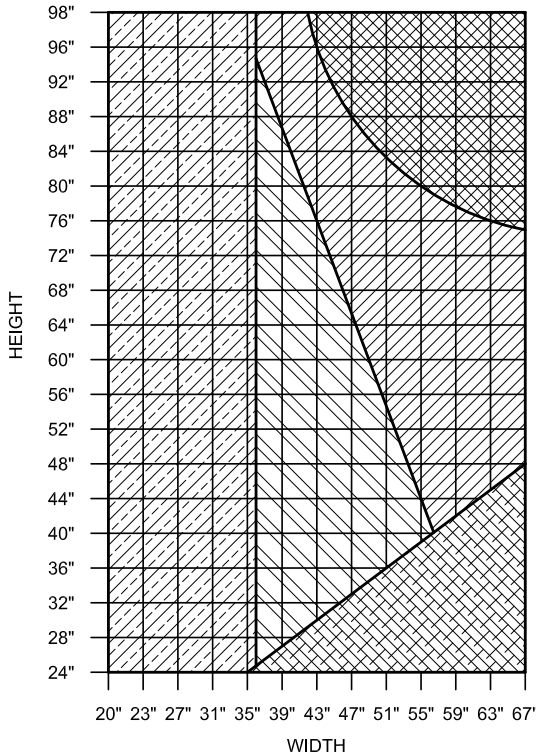


Right



Lock position

NOTE: All operations viewed from exterior.

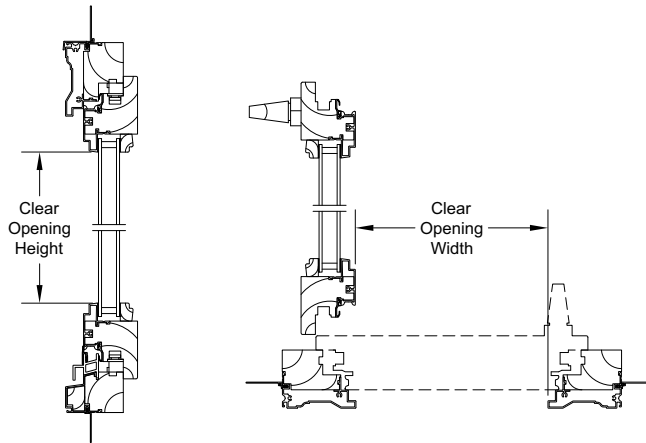


LEGEND	
	FOR UNITS IN THIS SIZE RANGE CONTACT MARVIN WINDOW ARCHITECTURAL DEPARTMENT
	UNITS IN THIS SIZE RANGE REQUIRE ADDITIONAL SCISSOR STAY HARDWARE
	ADDITIONAL OPTIONAL SCISSOR STAY AVAILABLE
	ADDITIONAL SCISSOR STAY NOT AVAILABLE UNDER 36"
	NOT AVAILABLE

Measurement Conversions

Scale: 1 1/2" = 1' 0"

Unit Measurements		Width		Height	
From	To	in	mm	in	mm
Rough Opening		in	mm	in	mm
OM of Frame	Rough Opening	+ 1	(25)	+ 1/2	(13)
Masonry Opening w/BMC	Rough Opening	-2 1/8	(54)	-1 11/16	(43)
Masonry Opening w/Flat Casing	Rough Opening	-5 1/2	(140)	-3 3/8	(86)
Masonry Opening w/out BMC	Rough Opening	+ 1/2	(13)	+ 1/4	(06)
Sash		in	mm	in	mm
OM of Frame	OM of Sash	-2 13/16	(71)	-4 3/32	(104)
Daylight Opening	OM of Sash	+ 6 5/16	(160)	+ 6 5/16	(160)
Glass		in	mm	in	mm
Daylight Opening	Glass	+ 1 1/8	(29)	+ 1 1/8	(29)



Net Clear Opening:

Rough Opening Width - 7 1/8" (181)

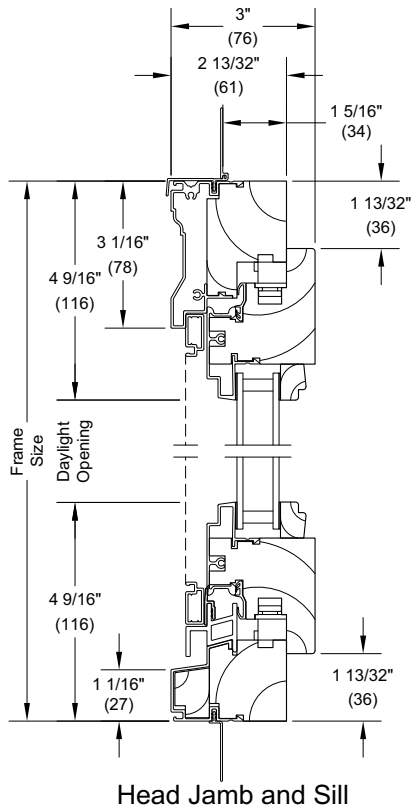
Rough Opening Height - 6" (152)

Clad Magnum Tilt-Turn/Hopper

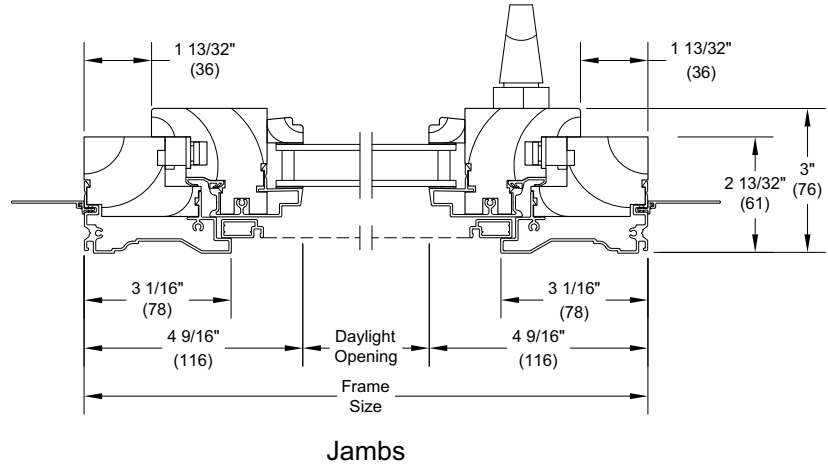
Section Details: Operating

Scale: 3" = 1' 0"

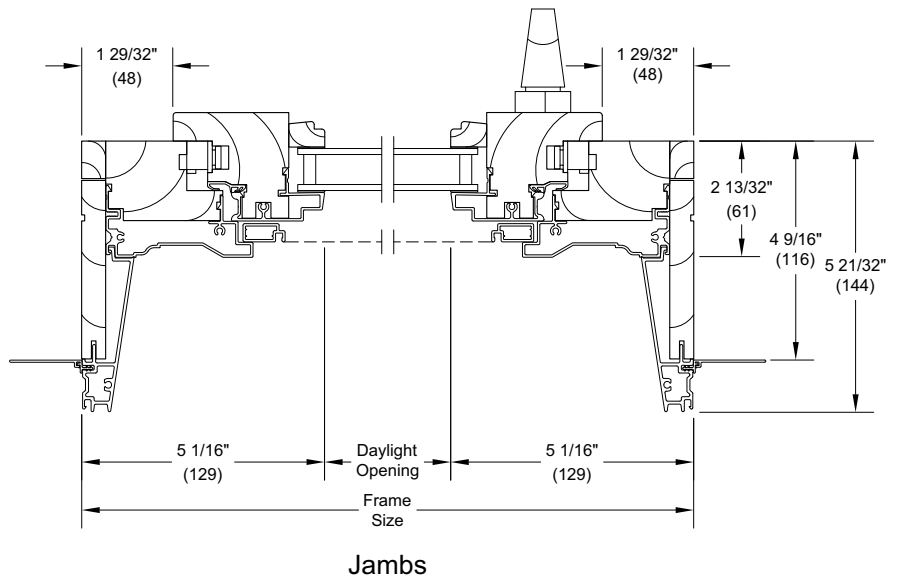
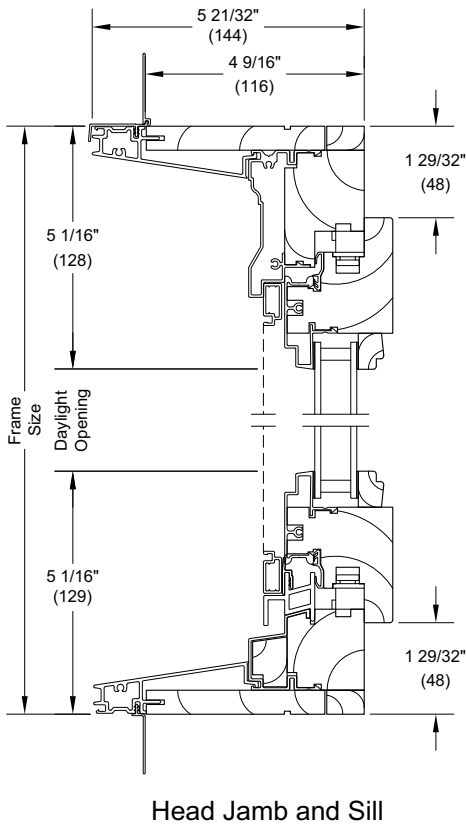
Operating - 2 13/32" Jamb



NOTE: Handle location shown is for Magnum Tilt-Turn. Handle is centered on the top rail for Hopper operation



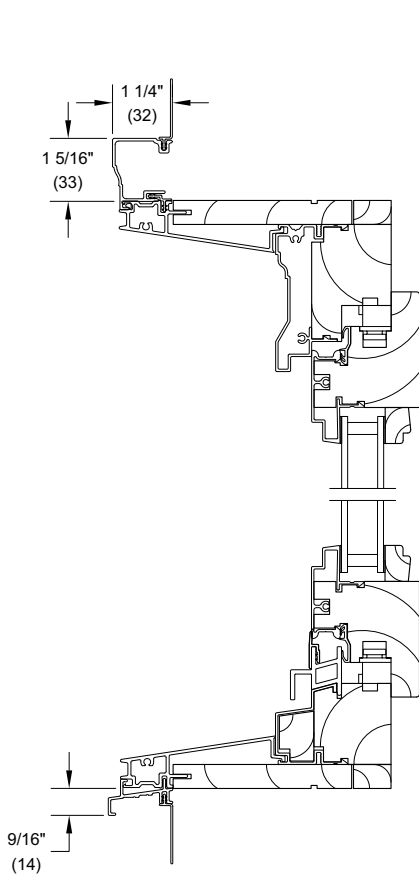
Operating - 4 9/16" Jamb



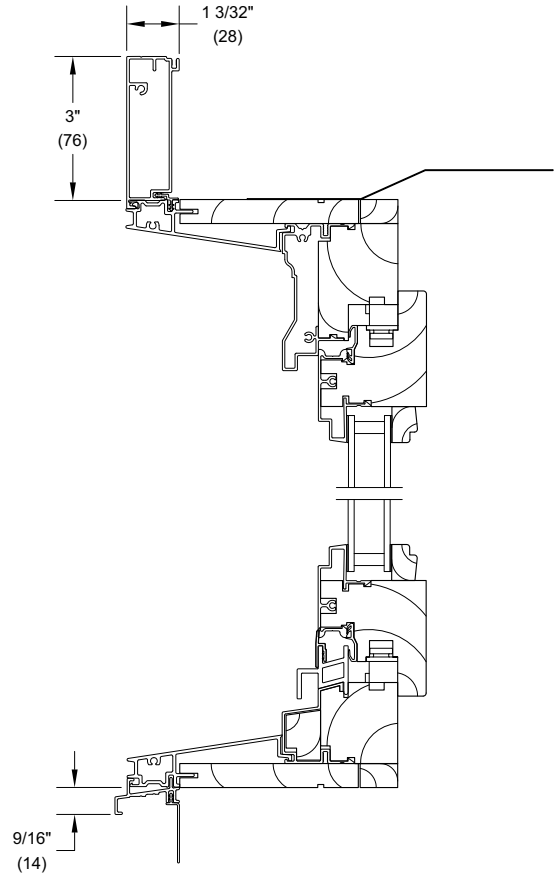
Section Details: Casing Options

Scale: 3" = 1' 0"

4 9/16" Jamb



Head Jamb and Sill
with Clad Brick Mould Casing



Head Jamb and Sill
with Clad Flat Casing

Section Details: Mullions

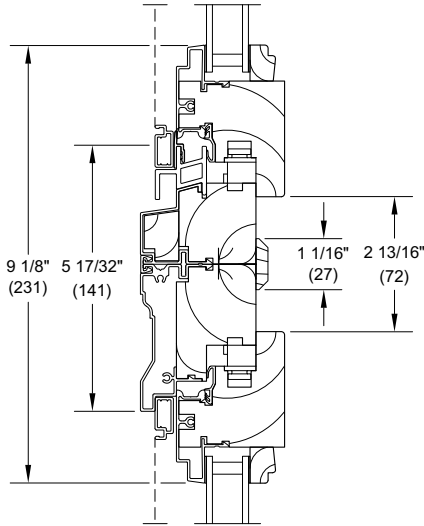
Scale: 3" - 1' 0"

Jamb Extension Policy for Multiples Assemblies

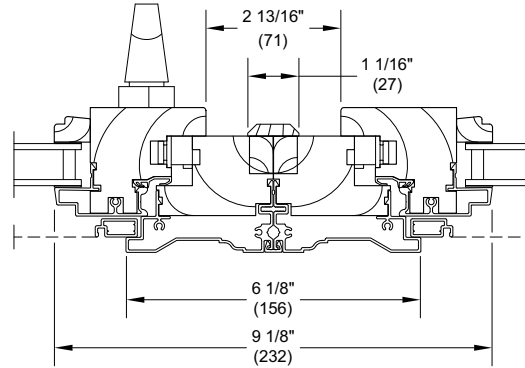
To provide the necessary structural integrity for multiple width and height assemblies, 4 9/16" (116) exterior jamb extensions must be applied around the perimeter and between the shortest intermediate mulls.

Total assembly Rough Opening or Masonry Opening must be specified to assure individual unit sizes will be appropriately calculated.

**Operating
2 13/32" Jamb**

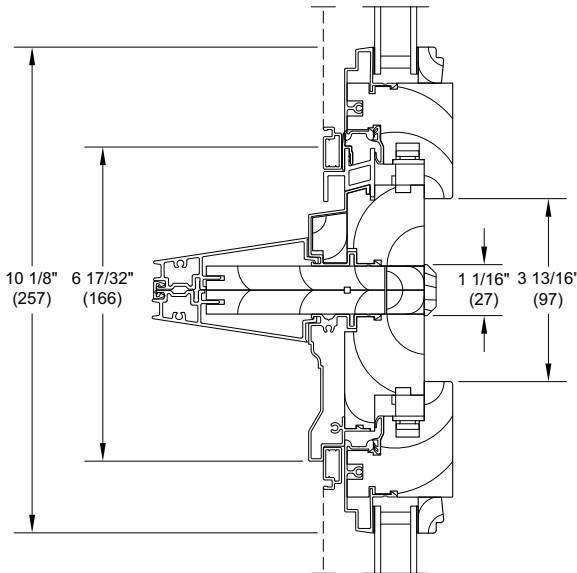


Horizontal Mullion

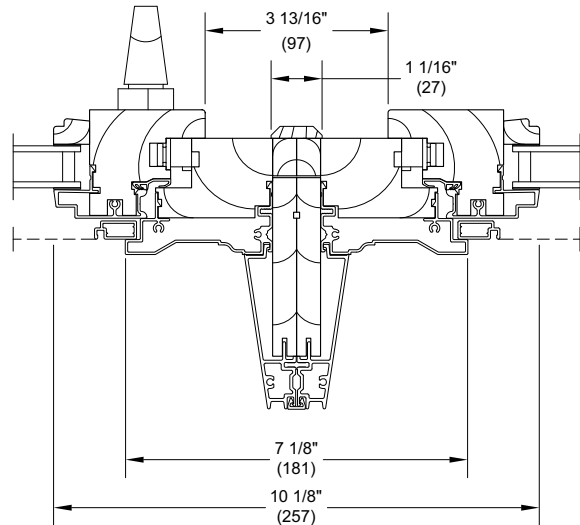


Vertical Mullion

**Operating
4 9/16" Jamb**



Horizontal Mullion



Vertical Mullion